

# Poliform

## Senzafine wardrobes system

Senzafine a wardrobes system a modern modularity, adaptable to any space. The walk in closet is characterized by vertical panels of mm 35 - 1 1/2" which underline the solidity of shapes and the geometry. From the more symple and minimal doors to the one charaterised by more particular aesthetic, with edges or frames. Three openings: leaf, folding and sliding door. The complete inside equipment has been designed to personalize the space organisation as individually as possible.

The structure and the equipment of senzafine system are available in the following colours of melamine: white TXT, corda TXT, oak, wenge and walnut c. Can be easily cleaned and maintained, it is resistant to humidity and to scratches: the structure of each senzafine wardrobe is conceived to grant solidity and reliability for long time.

## Senzafine Club wardrobe design CR&S Poliform, 1995



### Technical characteristics:







Columns modularity: 10 heights and 6 widths.

Openings: leaf door, folding door, sliding door, also the possibility of having drawers front.











Special solutions: the system provides cuts on measure in width, height and depth; horizontal and vertical filler; bridge wardrobes; door passage; end units. Doors finishing: melamine in the colours white 01, panna 42, canapa 35, edge in same colour or in wenge. Melamine wenge edge same colour.

### Dimensions:

#### Widths units

15 13/16" 402 mm	19" 483 mm	25 1/4" 644 mm	31 11/16" 805 mm	38" 966 mm	50 3/4" 1288 mm
					
leaf	leaf drawers	leaf drawers	leaf (2x402) folding (2x402) sliding	leaf (2x483) folding (2x483) sliding	leaf (2x644)

#### Heights units

	2910 mm - 114 1/2"
	2590 mm - 102"
	2430 mm - 95 3/4"
	2270 mm - 89 1/4"
	1950 mm - 76 3/4"
	1598 mm - 63"
	1278 mm - 50 1/4"
	958 mm - 37 3/4"
	638 mm - 25"
	318 mm - 12 1/2"

Poliform S.p.A.

Sede legale in Inverigo. Direzione Amministrazione via Montesanto, 28 22044 Inverigo (CO) Italy

tel +39 031 6951 fax +39 031 699444 www.poliform.it info.poliform@poliform.it

Capitale Sociale Euro 10.350.000 int vers REA 129866

Codice Fiscale Partita Iva e Reg.Imprese Como IT00226920130