

**I prezzi sono espressi in Euro senza decimali, IVA esclusa**

**Prices are in Euro, without decimals, excluding VAT**



# INDICE

## CONTENTS

### Programma a spalla

Supporting side programme

### KING

Caratteristiche generali / General features .....	pag./ page	5
Caratteristiche dimensionali / Dimensional features .....		13
Finiture e maniglie / Finishes and handles .....		14
Elementi strutturali / Structural elements .....		18
Schienali / Back panels .....		22
Cassetti e divisorio / Drawers and space organiser .....		24
Ante legno / Wooden doors .....		25
Ante vetro / Glass doors .....		26
Ante ribalta / Lift-up door .....		27
Ante scorrevoli - binari - scala / Sliding doors - rails - ladder .....		28
Basi prof. 57,5 / Base units D. 57.5 .....		29
Fianchi e top per basi / Sides and tops for base units .....		30
Top e mensole / Tops and shelves .....		31
Basi curve / Rounded base units .....		32
Ponti armati / Bridging unit frame .....		34
Elementi speciali / Special elements .....		36
Tavoli / Tables .....		44
Sedie / Chairs .....		45
Colonne prof. 42,6 / Tall elements D. 42.6 .....		46
Colonne prof. 42,6/57,5 / Tall elements D. 42.6/57.5 .....		56

### Programma spalla contenitori

Supporting side programme

### LUX

Caratteristiche tecniche / Technical features .....	pag./ page	71
Elementi strutturali LUX parete / Structural elements for LUX back-to-wall units .....		76
Modularità LUX parete / Modularity of LUX back-to-wall units .....		78
Modularità LUX componibile / Modularity of LUX modular elements .....		79
Elementi strutturali / Structural elements .....		82
Elemento ponte / Bridging unit element .....		86
Schienali / Back panels .....		87
Frontali / Fronts .....		88
Portale / Frame element .....		90
Elementi speciali / Special elements .....		93
Basi prof. 57,5 / Base units D. 57.5 .....		94
Pensili / Wall units .....		95
Pedane e top / Bases and top .....		97
Boiserie / Wall panels .....		98
Mensole / Shelves .....		103
Tavoli e sedie / Tables and chairs .....		104
Mobili composti / Unit combinations .....		105
Colonne prof. 29,8 - 42,6 / Tall elements D. 29.8 - 42.6 .....		118

### Programma a montanti in alluminio

Aluminium uprights programme

### KAPPA DAY

Caratteristiche dimensionali / Dimensional features .....	pag./ page	142
Caratteristiche generali / General features .....		143
Montanti / Uprights .....		145
Ripiani e cassetiera / Shelves and drawer units .....		146
Ribalte e porta TV / Bottom-hung door units and TV cabinets .....		147
Composizioni a catalogo / Catalogue compositions .....		148
Condizioni generali di vendita / General conditions of sale .....		157



Programma a spalla  
Supporting side programme

**KING**

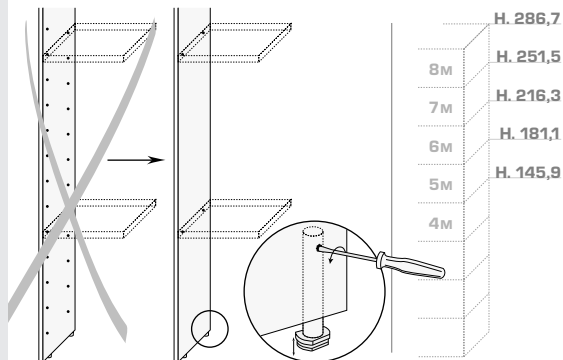
elme



KING

## CARATTERISTICHE GENERALI

### GENERAL FEATURES



#### SPALLE

Pannelli in particelle di legno di spessore 3,1 cm.

**Foratura personalizzata.** in base alla posizione dei ripiani.

**Piedini regolabili** in altezza montati sotto ogni spalla a terra.

**Finiture:** impiallacciato ciliegio, rovere scuro, laccati opaco e lucido, laccati Ral opaco.

**Dimensioni:** altezza spalle a terra 4M(145,9) 5M(181,1) 6M(216,3) 7M(251,5) 8M(286,7)  
spessore 3,1  
profondità 29,8/42,6

#### SUPPORTING SIDES

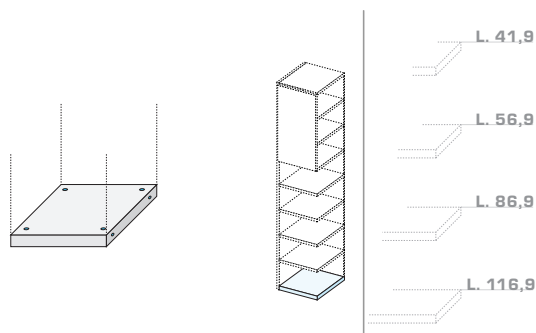
3.1 cm thick chipboards

**Customised drilling** depending on the position of the shelves

**Feet, adjustable** in height and mounted below each floor-standing side.

**Finishes:** cherry veneer, dark oak, matt and gloss lacquers, matt Ral lacquers.

**Dimensions:** heights of floor-standing sides 4M(145.9) 5M(181.1) 6M(216.3) 7M(251.5) 8M(286.7)  
thickness 3.1  
depth 29.8/42.6



#### FONDO

Pannello in particelle di legno di spessore 5,1 cm.

**Finiture:** impiallacciato ciliegio, rovere scuro, laccati opaco e lucido, laccati Ral opaco.

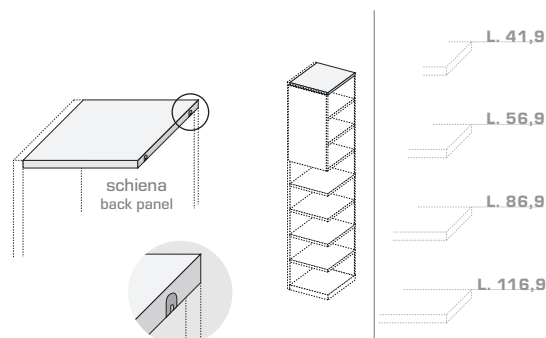
**Dimensioni:** larghezza 41,9/56,9/86,9/116,9  
spessore 5,1  
profondità 29,8/42,6

#### BOTTOM PANEL

5.1 cm thick chipboard

**Finishes:** cherry veneer, dark oak, matt and gloss lacquers, matt Ral lacquers.

**Dimensions:** width 41.9/56.9/ 86.9/116.9  
thickness 5.1  
depth 29.8/42.6



#### RIPIANO A GIORNO PASSANTE

Pannello in particelle di legno di spessore 3,1 cm usato anche come coperchio.

La profondità uguale a quella della spalla, non consente l'inserimento di schiene dietro a questo ripiano, in tal caso lo schienale viene interrotto.

**Finiture:** impiallacciato ciliegio, rovere scuro, laccati opaco e lucido, laccati Ral opaco.

**Dimensioni:** larghezza 41,9/56,9/86,9/116,9  
spessore 3,1  
profondità 29,6/42,4

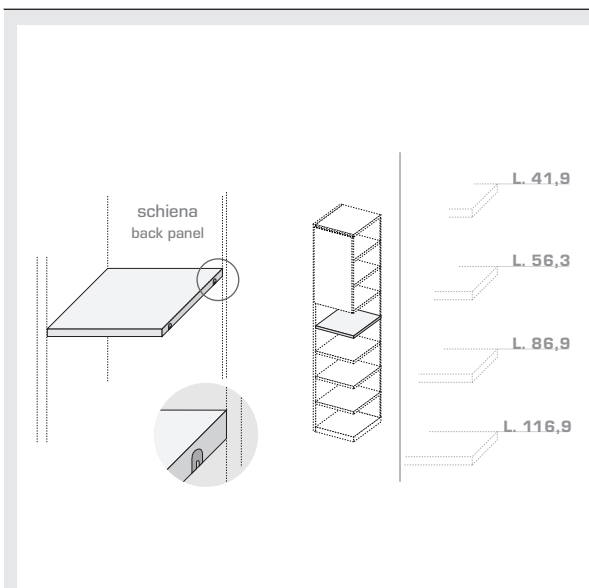
#### SHELF FOR OPEN ELEMENTS WITHOUT BACK

3.1 cm thick chipboard also used as upper top.

If the shelf is as deep as the side it is not possible to fit a back behind this shelf, unless the back panel is interrupted.

**Finishes:** cherry veneer, dark oak, matt and gloss lacquers, matt Ral lacquers.

**Dimensions:** width 41.9/56.9/86.9/116.9  
thickness 3.1  
depth 29.6/42.4



**RIPIANO A GIORNO CON SCHIENA**

Pannello in particelle di legno di spessore 3,1 cm. La profondità inferiore rispetto a quella della spalla, fa sì che questo ripiano possa essere inserito davanti agli schienali, permettendo di coprire più moduli in altezza, con un unico schienale.

**Finiture:** impiallacciato ciliegio, rovere scuro, laccati opaco e lucido, laccati Ral opaco.

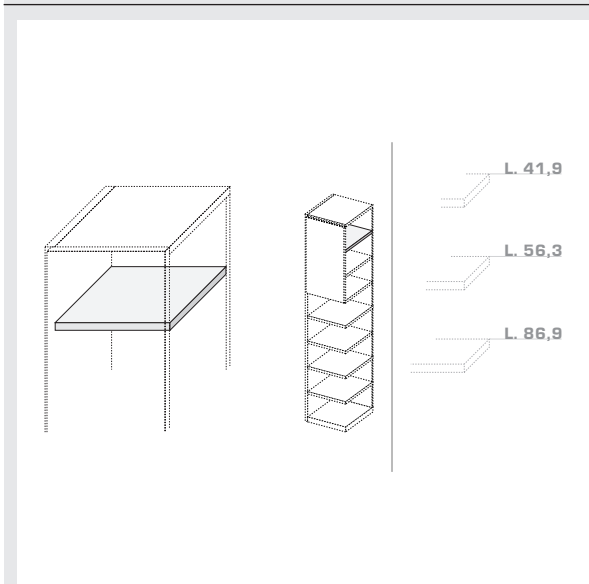
**Dimensioni:** larghezza 41,9/56,9/86,9/116,9  
spessore 3,1  
profondità 27,8/40,6

**SHELF FOR OPEN ELEMENTS WITH BACK**

3.1 cm thick chipboard. It is not as deep as the side and for this reason it can be fitted against a back panel. A single back panel can be used for many modules.

**Finishes:** cherry veneer; dark oak, matt and gloss lacquers, matt Ral lacquers.

**Dimensions:** width 41.9/56.9/86.9/116.9  
thickness 3.1  
depth 27.8/40.6



**RIPIANO INTERNO**

Disponibile sia in versione legno che in vetro, il primo è realizzato in particelle di legno di spessore 2,3 cm, il secondo è realizzato in vetro con spessore 0,8 cm.

**Finiture:** impiallacciato ciliegio, rovere scuro, laccati opaco e lucido, laccati Ral opaco.

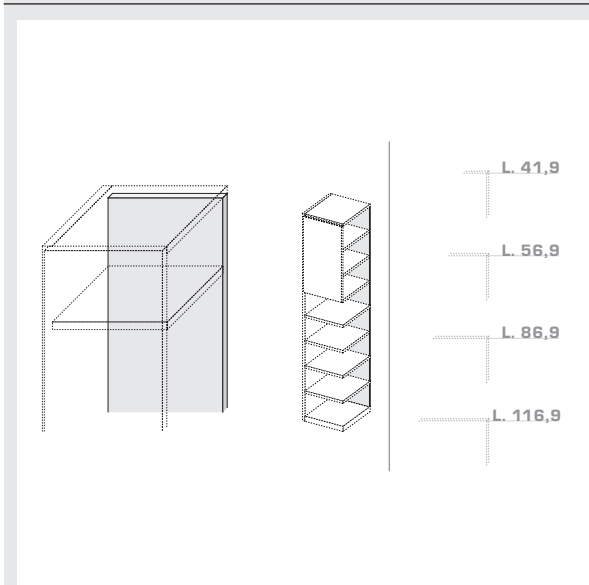
**Dimensioni:** larghezza 41,9/56,9/86,9  
spessore 2,3 (legno) 0,8 (vetro)  
profondità 27,2/40

**INTERIOR SHELF**

Available both in wood and glass. The first is a 2.3 cm thick chipboard, the second is 0.8 cm thick glass.

**Finishes:** cherry veneer; dark oak, matt and gloss lacquers, matt Ral lacquers.

**Dimensions:** width 41.9/56.9/86.9  
2.3 cm thick (wood) 0.8 cm thick (glass)  
depth 27.2/40



**SCHIENALE**

Pannello in particelle di legno di spessore 1,9 cm con profilo parapolvere in gomma su due lati.

**Finiture:** impiallacciato ciliegio, rovere scuro, laccati opaco e lucido, laccati Ral opaco.

**Dimensioni:** larghezza 41,9/56,9/86,9/116,9  
spessore 1,9  
altezza 1M - 2M - 3M - 4M\* - 5M\* - 6M\* [\*escluso L. 116,9]

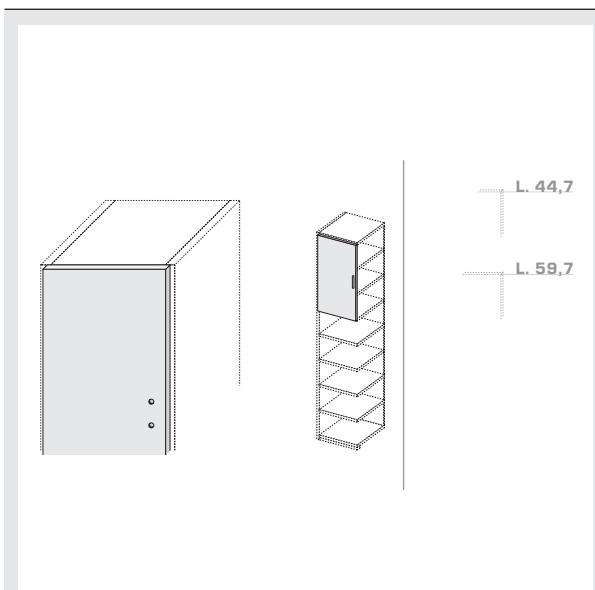
**BACK PANEL**

1.9 cm thick chipboard with rubber dust-prevention edging on both sides.

**Finishes:** cherry veneer; dark oak, matt and gloss lacquers, matt Ral lacquers.

**Dimensions:** width 41.9/56.9/86.9/116.9  
thickness 1.9  
height 1M - 2M - 3M - 4M\* - 5M\* - 6M\* [\*excluding W. 116.9]





**ANTA BATTENTE LEGNO**

É realizzata in particelle di legno di spessore 1,9 cm.

**Montaggio in battuta** sulle spalle.

**Foratura della maniglia** centrale.

**Finiture:** impiallacciato ciliegio, rovere chiaro, rovere scuro (escluso H. 5 e 6 moduli), laccati opaco e lucido, laccati Ral opaco.

**Dimensioni:** larghezza 44,7/59,7  
spessore 1,9  
altezza 1M - 2M - 3M - 4M - 5M - 6M

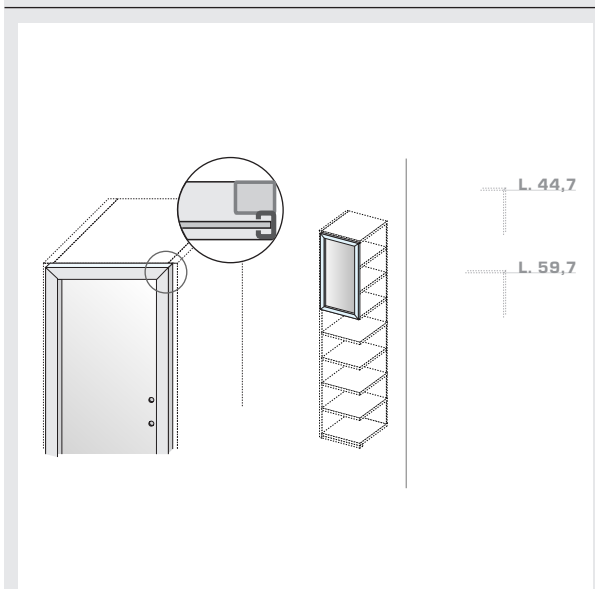
**WOODEN HINGED DOOR**

Made from a 1.9 cm thick chipboard

**Fitted against** the sides. **Drilling for central** handle.

**Finishes:** cherry, light oak, dark oak veneers (excluding H. 5 and 6 modules) matt and gloss lacquers, matt Ral lacquers.

**Dimensions:** width 44.7/59.7  
thickness 1.9  
heights 1M - 2M - 3M - 4M - 5M - 6M



**ANTA BATTENTE VETRO**

Telaio alluminio in finitura alluminio o rivestito finitura ciliegio, spessore 2,1 cm.

**Montaggio in battuta** sulle spalle.

**Foratura della maniglia** centrale sul vetro e non sul telaio.

**Finiture:** telaio finitura alluminio o ciliegio, vetro serigrafato, vetro laccato lucido, specchio satinato solo per altezze 1-2-3 moduli, vetro trasparente su richiesta.

**Dimensioni:** larghezza 44,7/59,7  
spessore 2,1 - altezza 1M - 2M - 3M - 4M - 5M - 6M

**GLASS HINGED DOOR**

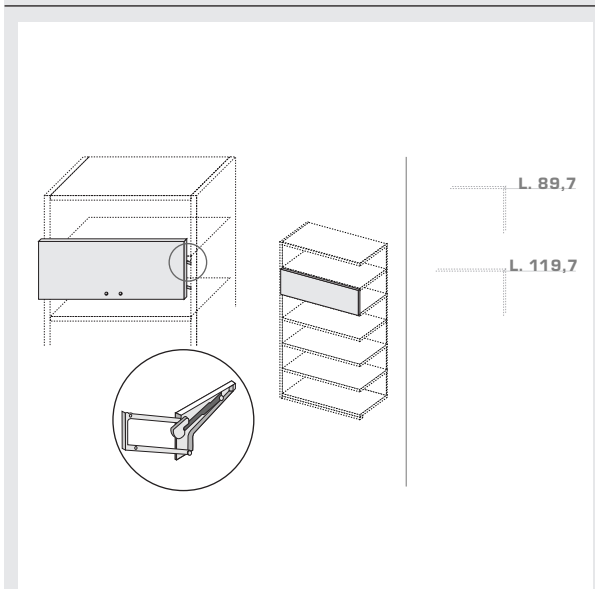
Aluminium frame with aluminium finish or wrapped with cherry finish, 2.1 cm thick

**Fitted against** the sides.

**Drilling for central** handle in the centre on the glass panel, not on the frame.

**Finishes:** aluminium or cherry finish frame, silk-screen printed glass, gloss lacquered glass, satin mirror for 1-2-3 module heights only, transparent glass on request.

**Dimensions:** width 44.7/59.7  
thickness 2.1 - heights 1M - 2M - 3M - 4M - 5M - 6M



**ANTA RIBALTA LEGNO**

É realizzata in particelle di legno di spessore 1,9 cm.

**Montaggio in battuta** sulle spalle.

**Apertura** con sistema "Vela"

**Finiture:** impiallacciato ciliegio, rovere chiaro, rovere scuro, laccati opaco e lucido, laccati Ral opaco.

**Dimensioni:** larghezza 89,7/119,7  
spessore 1,9 - altezza 1M

**WOODEN LIFT-UP DOOR**

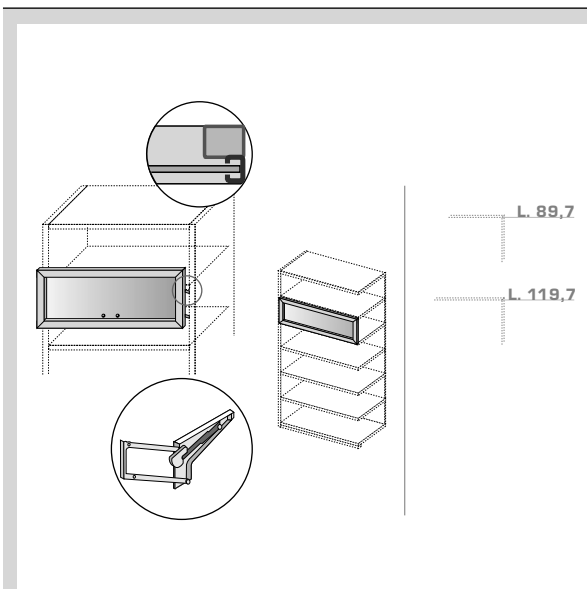
Made from a 1.9 cm thick chipboard

**Fitted against** the sides.

**Opening** with "Vela" mechanism

**Finishes:** cherry, light oak, dark oak veneers, matt and gloss lacquers, matt Ral lacquers.

**Dimensions:** width 89.7/119.7  
thickness 1.9 - height 1M

**ANTALTA RIBALTA VETRO**

Telaio alluminio in finitura alluminio o rivestito finitura ciliegio, spessore 2,1 cm.

**Montaggio in battuta** sulle spalle.

**Apertura** con sistema "Vela"

**Finiture:** telaio finitura alluminio o ciliegio, vetro serigrafato, specchio satinato, vetro laccato lucido e vetro trasparente su richiesta.

**Dimensioni:** larghezza 89,7/119,7  
spessore 2,1 - altezza 1M

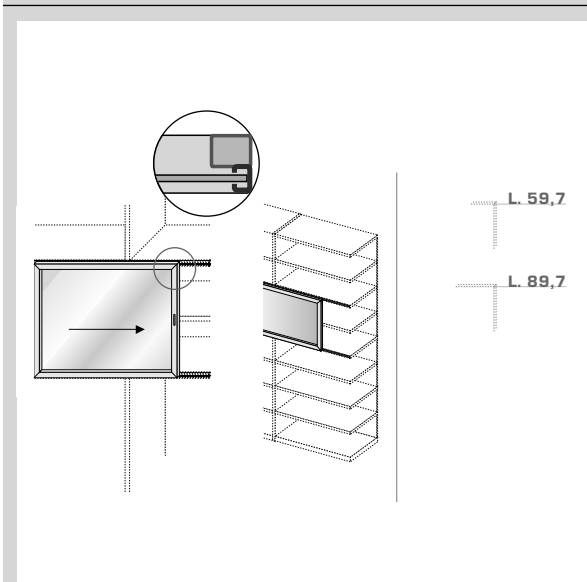
**GLASS LIFT-UP DOOR**

Aluminium frame with aluminium finish or wrapped with cherry finish, 2.1 cm thick  
**Fitted against** the sides.

**Opening** with "Vela" mechanism

**Finishes:** aluminium or cherry finish frame, silk-screen printed glass, satin mirror, gloss lacquered glass and transparent glass on request.

**Dimensions:** width 89.7/119.7  
thickness 2.1 - height 1M

**ANTALTA SCORREVOLE H. 2 MODULI**

Telaio realizzato in alluminio di spessore 2,1 cm, con pannello vetro o specchio nelle varie finiture. Disponibile solo con altezza due moduli, deve sempre essere abbinata ai rispettivi binari. Non si può accostare a basi, ante o portali.

**Finiture:** telaio finitura alluminio o ciliegio, vetro serigrafato, specchio satinato, vetro laccato lucido e vetro trasparente su richiesta.

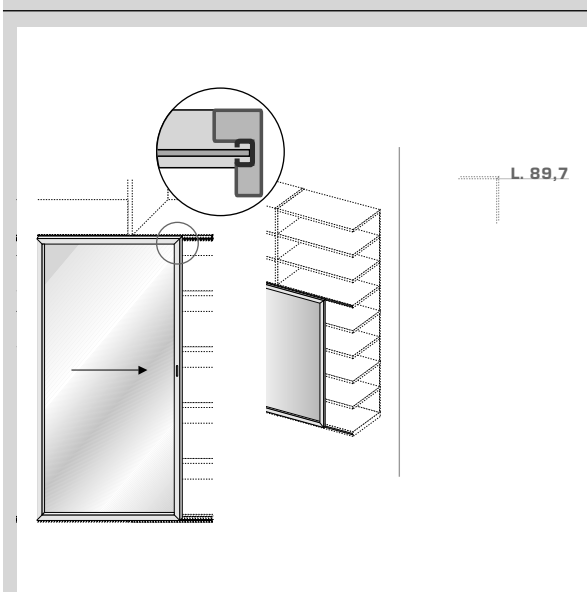
**Dimensioni:** larghezza 59,7/89,7  
spessore 2,1 - altezza 66,8

**SLIDING DOOR H. 2 MODULES**

Frame made from 2.1 cm thick aluminium, with glass or mirror panel in various finishes. Available only 2 modules high, it must always be used with its specific tracks.. Cannot be fitted alongside base units, doors or frame elements

**Finishes:** aluminium or cherry finish frame, silk-screen printed glass, satin mirror, gloss lacquered glass and transparent glass on request.

**Dimensions:** width 59.7/89.7  
thickness 2.1 - height 66.8

**ANTALTA SCORREVOLE H. 5 MODULI**

Telaio realizzato in alluminio di spessore 4,1 cm, con pannello vetro o specchio nelle varie finiture. Disponibile solo con altezza cinque moduli, deve sempre essere abbinata ai rispettivi binari. Non si può accostare a basi, ante o portali.

**Finiture:** telaio finitura alluminio o ciliegio, vetro serigrafato, vetro laccato lucido e vetro trasparente su richiesta.

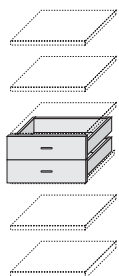
**Dimensioni:** larghezza 89,7  
spessore 4,1 - altezza 174

**SLIDING DOOR H. 5 MODULES**

Frame made from 4.1 cm thick aluminium, with glass or mirror panel in various finishes. Available only 5 modules high, must always be used with its specific tracks.. Cannot be fitted alongside base units, doors or frame elements

**Finishes:** aluminium or cherry finish frame, silk-screen printed glass, gloss lacquered glass and transparent glass on request.

**Dimensions:** width 89.7  
thickness 4.1 - height 174



**CASSETTI AD INCASSO**

Frontale realizzato in particelle di legno spessore 1,9 cm, cassetti montati su guide a scomparsa, vengono forniti con guide frenanti premontate su fianchetti da inserire all'interno del vano.

**Cassetti "esterni"** con frontali in battuta sui fianchi, per allinearli alle altre ante.

**Cassetti "interni"** con frontali in luce e pomolo ad incasso, per permettere lo scorrimento di eventuali ante scorrevoli.

**Finiture frontali:** impiallacciato ciliegio, rovere chiaro, rovere scuro, laccati opaco e lucido, laccati Ral opaco.

**Dimensioni:** larghezza 44,7/59,7/89,7  
profondità 42,6 - altezza 1M

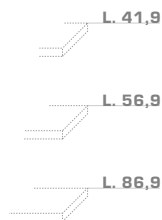
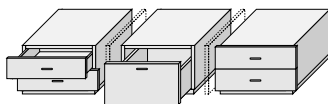
**FITTED DRAWERS**

Front in 1.9 cm thick chipboard, drawers mounted on concealed runners, they are supplied with decelerating runners pre-assembled on the sides to fit inside the module.

**"External" drawers** with fronts that close against sides to align them with the doors  
**"Internal" drawers** with fronts that close flush with front edge of sides and recessed knob to allow opening of sliding doors, if fitted.

**Finishes of fronts:** cherry, light oak, dark oak veneers, matt and gloss lacquers, matt Ral lacquers.

**Dimensions:** width 44.7/59.7/89.7  
depth 42.6 - height 1M



**BASI SPORGENTI P. 57,5**

Struttura e frontali in particelle di legno, la struttura è disponibile solo in finitura "sabbia". Lateralmente vanno sempre inseriti dei fianchi di finitura, e tra base e base vanno sempre interposti dei fianchi di collegamento.

**Finiture frontali:** impiallacciato ciliegio, rovere chiaro, rovere scuro, laccati opaco e lucido, laccati Ral opaco.

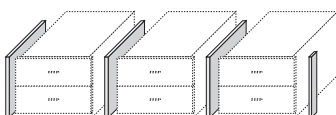
**Dimensioni:** larghezza 42,9/56,9/86,9  
profondità 57,5 - altezza 38,8

**PROJECTING BASE UNITS D. 57.5**

Chipboard structure and fronts. The structure is available with "sabbia" finish only. End panels must always be fitted on the two sides, while connecting panels must always be fitted between base units.

**Finishes of fronts:** cherry, light oak, dark oak veneers, matt and gloss lacquers, matt Ral lacquers.

**Dimensions:** width 42.9/56.9/86.9  
depth 57.5 - height 38.8



**FIANCHI LATERALI DI FINITURA E DI COLLEGAMENTO PER BASI**

**Fianchi laterali:** realizzati in particelle di legno di spessore 1,5 cm, vanno a finitura dei fianchi delle basi che restano a vista. Se la base è accostata ad una spalla P. 42,6, verrà utilizzato un fianco ridotto in profondità che va a coprire solo lo spazio non coperto dalla spalla stessa.

**Fianchi di collegamento:** in particelle di legno, di spessore 3 cm, vanno inseriti tra più basi accostate.

**Finiture:** impiallacciato ciliegio, rovere scuro, laccati opaco e lucido, laccati Ral opaco.

**Dimensioni:** spessore 1,5 (finale) 3 (di collegamento) - altezza 38,8  
profondità 55,4 - 12,8 (fianco finale per base accostata ad una spalla P. 42,6)

**END PANELS AND CONNECTING PANELS FOR BASE UNITS**

**End panels:** made from 1.5 cm thick chipboard. They finish the sides of base units that remain visible. If the base unit is fitted against a 42.6 deep side, a shallower panel - necessary to cover the gap left by the other panel - will be used.

**Connecting panels:** made from 3 cm thick chipboard. They must be fitted between various adjacent base units.

**Finishes:** cherry veneer, dark oak, matt and gloss lacquers, matt Ral lacquers.

**Dimensions:** thickness 1.5 (end panel) 3 (connecting panel) - height 38.8  
depth 55.4 - 12.8 (end panel for base unit fitted against a D. 42.6 side)



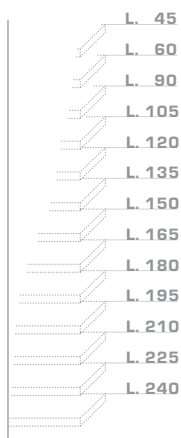
con due scarichi per fianco  
with two recessed edges for side panel



con un scarico per fianco (Dx-Sx)  
with one recessed edge for side panel (RH-LH)



senza scarichi  
without recessed edges



### TOP PER BASI P. 57,5

In particelle di legno di spessore 1,5 cm, si differenzia a seconda di dove vengono posizionate le basi.

**Fianco senza scarichi:** si utilizza quando le basi non sono affiancate a nessuna colonna.

**Fianco con uno scarico:** usato nel caso in cui la base è affiancata su un solo lato ad una colonna.

**Fianco con due scarichi:** si utilizza nel caso di basi inserite tra due colonne.

**Finiture:** impiallacciato ciliegio, rovere scuro, laccati opaco e lucido, laccati Ral opaco.

**Dimensioni:** spessore 1,5 - profondità 57,5  
larghezza 45/60/90/105/120/135/150/165/  
180/195/210/225/240

### TOP FOR BASE UNITS D. 57,5

1,5 cm thick chipboard, it differs depending on where the base units will be fitted.

**Side without recessed edges:** used when base units are not fitted adjacent to tall elements.

**Top with one recessed edge:** used when a base unit is fitted adjacent to a tall element on one side only.

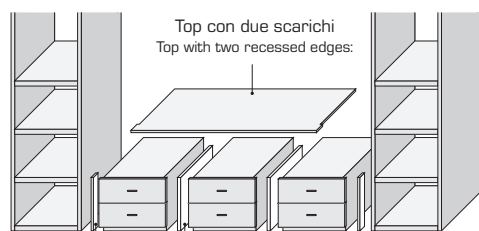
**Top with two recessed edges:** used when base units are fitted between two tall elements.

**Finishes:** cherry veneer, dark oak, matt and gloss lacquers, matt Ral lacquers.

**Dimensions:** thickness 1.5 - depth 57.5  
width 45/60/90/105/120/135/150/165/180/195/210/225/240

### ESEMPIO COMPONENTI BASI

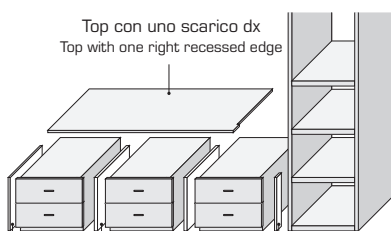
EXAMPLE OF BASE UNIT MODULARITY



Top con due scarichi  
Top with two recessed edges:

Fianco laterale P. 12,8  
End panel D. 12,8

Fianco di collegamento  
Connecting panel



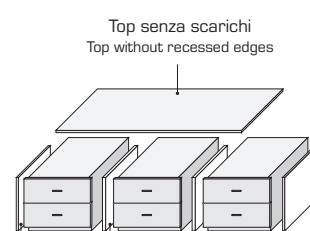
Top con uno scarico dx  
Top with one right recessed edge

Fianco laterale P. 55,4  
End panel D. 55,4

Fianco di collegamento  
Connecting panel

Fianco laterale P. 12,8  
End panel D. 12,8

Fianco laterale P. 55,4  
End panel D. 55,4



Top senza scarichi  
Top without recessed edges

Fianco di collegamento  
Connecting panel

### BASI CURVE

Struttura e frontali in particelle di legno, la struttura interna realizzata in finitura "sabbia". I fianchi della base non sono finiti, quindi, se non è accostata a delle colonne, deve montare dei fianchi di finitura, che a seconda della base scelta, vengono forniti di serie.

**Finiture top e fianchi di finitura:** ciliegio, laccati opaco e lucido, laccati Ral opaco.

**Finiture frontali:** impiallacciato ciliegio, rovere chiaro, laccati opaco e lucido, laccati Ral opaco.

**Dimensioni:** larghezza 120/180  
profondità 57,5 - altezza 40,3

### ROUNDED BASE UNITS

Chipboard structure and fronts. The inside has a "sabbia" finish. The sides of the base unit are unfinished, therefore, unless it is installed between tall elements, it must be fitted with end panels that will be supplied standard depending on the base unit chosen.

**Finishes of tops and end panels:** cherry, matt and gloss lacquers, matt Ral lacquers.

**Finishes of fronts:** cherry, light oak veneer, matt and gloss lacquers, matt Ral lacquers.

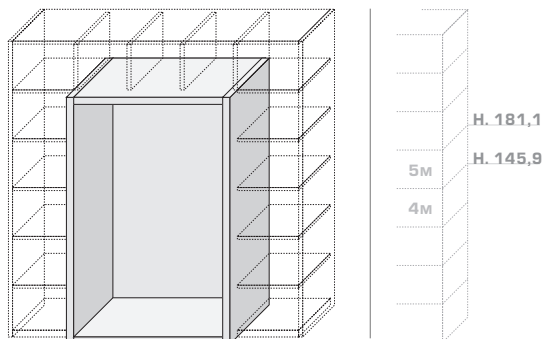
**Dimensions:** width 120/180  
depth 57.5 - height 40.3



L. 120



L. 180



**PORTALE**

Composto da coperchio, fianchi e fondo in tamburato di spessore 5 cm, sempre completo di una coppia di schiene di spessore 1,9 cm. Disponibile nella versione a filo ante altezza 145,9 e nella versione sporgente con altezza 181,1. Su tutti i vani adiacenti al portale, non si possono montare ante, basi o binari.

**Finiture:** impiallacciato ciliegio, rovere chiaro, rovere scuro, laccati opaco e lucido, laccati Ral opaco.

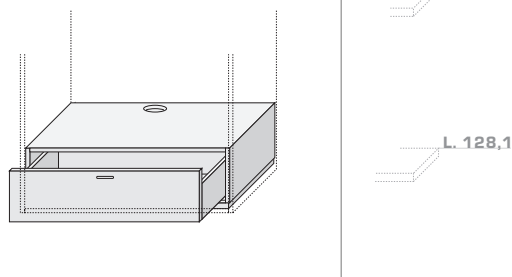
**Dimensioni:** larghezza 123,1/138,1  
profondità 44,5 (solo H. 145,8) - 58,6 (solo H. 181,1)  
altezza 145,9 (solo P. 44,5) - 181,1 (solo P. 58,6)

**FRAME ELEMENT**

Composed of 5 cm thick honeycomb core top, sides and bottom as well as a pair of 1.9 cm thick backs. Available in the flush version with 145.9 cm high doors and in the projecting version that is 181.1 cm high. None of the modules adjacent to the frame element can be fitted with doors, base units and tracks.

**Finishes:** cherry, light oak, dark oak veneers, matt and gloss lacquers, matt Ral lacquers.

**Dimensions:** width 123,1/138,1  
depth 44.5 (H. 145.8 only) - 58.6 (H. 181.1 only)  
height 145.9 (D. 44.5 only) - 181.1 (D. 58.6 only)



**BASE PER PORTALE**

Struttura in particelle di legno di spessore 1,9 cm con frontale in tamburato di spessore 5 cm. È dotata di un foro con tappo passacavi sul top, e può essere inserita solo nel portale.

**Finiture:** impiallacciato ciliegio, rovere chiaro, rovere scuro.

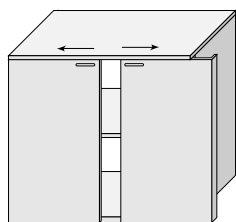
**Dimensioni:** larghezza 113,1/128,1  
profondità 56,5  
altezza 35,2

**BASE UNIT FOR FRAME ELEMENT**

1.9 cm thick chipboard structure with 5 cm thick honeycomb core front. It is fitted with cable ducting hole plug on the top and can only be used in the frame element.

**Finishes:** cherry, light oak, dark oak veneer

**Dimensions:** width 113.1/128.1  
depth 56.5  
height 35.2



**BASE PORTA TV**

Struttura in tamburato di spessore 5 cm, ante in particelle di legno spessore 1,9 cm.

Ante montate su guide metalliche a sbalzo, attrezzato internamente con un ripiano porta TV con foro passacavi, schiena forata per il passaggio dei cavi.

**Finiture:** impiallacciato ciliegio, rovere chiaro, rovere scuro, laccati opaco e lucido, laccati Ral opaco.

**Dimensioni:** larghezza 123,1  
profondità 66,1 - altezza 112,2

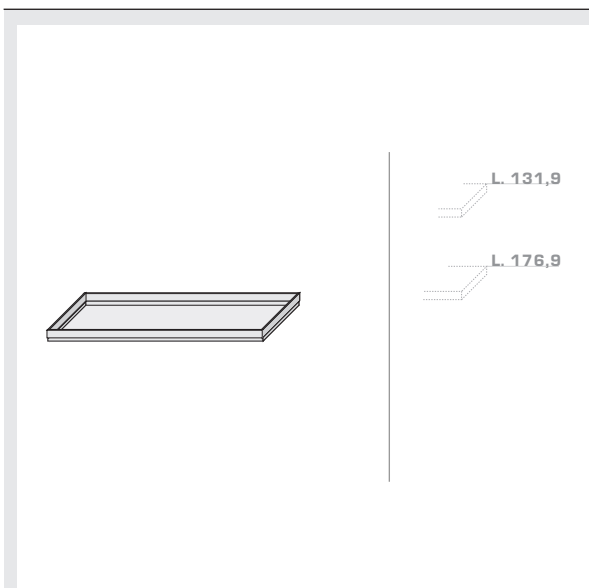
**TV BASE CABINET**

5 cm thick honeycomb-core structure, 1.9 cm thick chipboard doors.

Doors mounted on metal runners for projecting top. The inside is fitted with a TV shelf with cable ducting hole and the back has holes for cables.

**Finishes:** cherry, light oak, dark oak veneers, matt and gloss lacquers, matt Ral lacquers.

**Dimensions:** width 123.1  
depth 66.1 - height 112.2



### PONTE ARMATO

Telaio in ferro verniciato, con cornice frontale in legno e pannello inferiore di copertura in particelle di legno spessore 1,9 cm.

Tutti i moduli realizzati sopra il telaio ponte, devono essere composti da un coperchio e da un ripiano passante uso fondo, più eventuali ripiani e schiene.

**Finiture:** impiallacciato ciliegio, rovere scuro, laccati opaco e lucido, laccati Ral opaco.

**Dimensioni:** larghezza 131,9/176,9  
profondità 41,8 - altezza 6

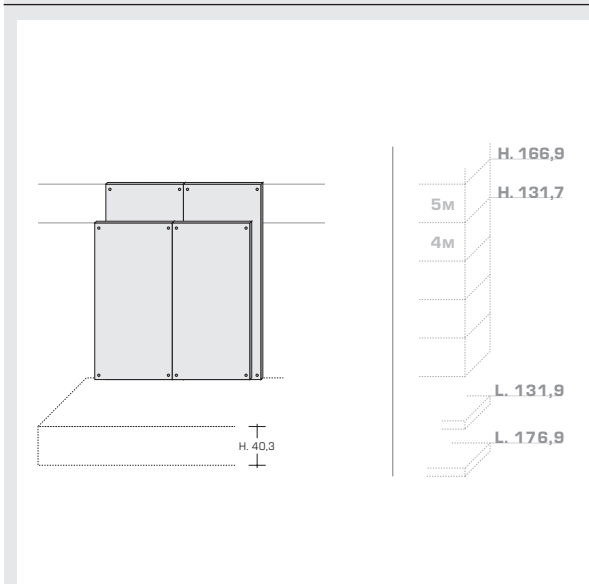
### BRIDGING UNIT FRAME

Painted iron frame with wooden front cornice and lower covering panel in 1.9 cm thick chipboard.

All modules above the bridging unit frame must be composed of an upper top and of a shelf used as a bottom panel, plus possible shelves and back panels.

**Finishes:** cherry veneer, dark oak, matt and gloss lacquers, matt Ral lacquers.

**Dimensions:** width 131.9/176.9  
depth 41.8 - height 6



### SCHIENE SOTTOPONTE

Realizzate da due pannelli in particelle di legno di spessore 1,9 cm, devono sempre essere montate sopra le basi, mai a terra, e devono sempre essere fissate a muro.

**Finiture:** impiallacciato ciliegio, rovere scuro, laccati opaco e lucido, laccati Ral opaco.

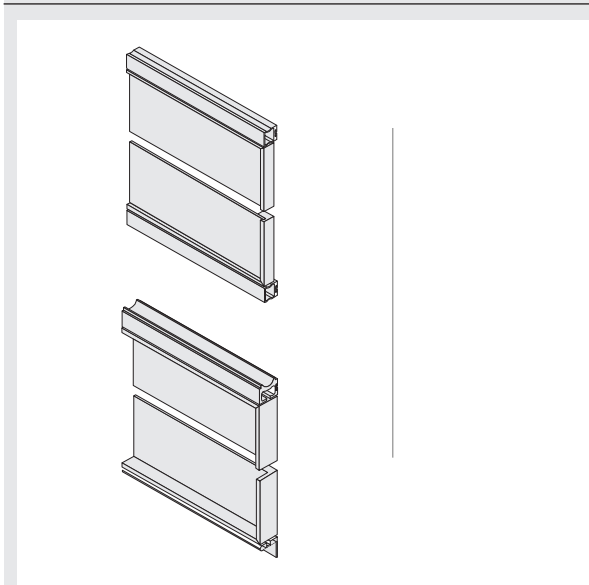
**Dimensioni:** larghezza 131,9/176,9  
spessore 1,9  
altezza 131,7/166,9

### BACK PANELS BELOW BRIDGING UNIT

Made from two 1.9 cm thick chipboards panels, they must always be fitted on top of base units, never on the floor; and must always be fixed to the wall.

**Finishes:** cherry veneer, dark oak, matt and gloss lacquers, matt Ral lacquers.

**Dimensions:** width 131.9/176.9  
thickness 1.9  
height 131.7/166.9



### BINARI

Realizzati in alluminio, si differenziano tra ante scorrevoli H. 2 moduli e ante H. 5 moduli.

**Binario per anta H. 2 moduli,** sono sempre necessari un binario superiore più uno inferiore. Nel caso di due ante sovrapposte, è necessario inserire un binario centrale tra le due. Non si possono montare binari nel vano inferiore delle colonne, in corrispondenza del fondo.

**Binario per anta H. 5 moduli,** l'anta necessita sempre della coppia di binari, inoltre, se viene montata la scala, il binario superiore viene adattato per permettere lo scorrimento di anta e scala.

**Binario per scala,** può essere richiesto per la sola scala o abbinato per scala e anta H. 5 moduli. La scala non può essere montata sul binario per l'anta H. 2 moduli.

**Su tutti i vani adiacenti ai binari non si possono montare ante o cassetti, inoltre non possono essere accostati a portali o basi.**

### TRACKS

Made from aluminium, there are 2 different types: one for sliding doors with H. 2 modules and one for sliding doors with H. 5 modules

**Track for H. 2 module door,** an upper and a lower track are always necessary. If two doors are fitted one above the other, it will be necessary to fit a central track between the two. Tracks cannot be fitted in the lower compartment of a tall element because they cannot be fixed to the bottom panel.

**Track for H. 5 module door,** the door always requires a pair of tracks. Furthermore, if the ladder is fitted, the upper track is adapted to allow both the door and the ladder to slide along it.

**Track for ladder,** it can be requested for ladder only or for ladder and H. 5 module door. The ladder cannot be fitted on the H. 2 module door track.

**Neither doors nor drawers can be fitted adjacent to tracks. They cannot be installed alongside frame elements or base units.**

### ALTEZZE

HEIGHTS

286,7

251,5

216,3

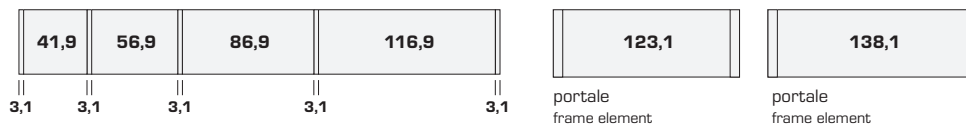
181,1

145,9



### LARGHEZZE

WIDTHS

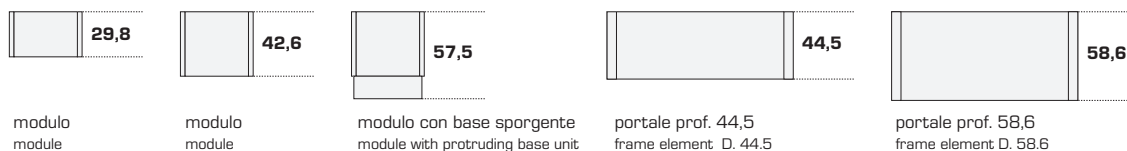


Nel calcolo della larghezza della composizione, aggiungere 3 cm, necessari per il montaggio.

When calculating the width of the composition, add 3 cm required for assembly.

### PROFONDITÀ

DEPTH



**Note:** Sono possibili riduzioni in larghezza altezza e profondità solo su colonne profondità 42,6. Non si possono modificare: basi, portali, ante vetro, ripiani vetro, ponti e qualsiasi altro articolo ove non segnalato. Eventuali lavorazioni su misura non previste su questo listino, dovranno essere valutate dalla ditta Elve s.r.l. e, se accettate, il prezzo sarà calcolato a consuntivo.

**Notes:** Width, height and depth reductions are possible only on 42.6 cm deep tall elements. The following items cannot be modified: base units, frame elements, glass doors, glass shelves, bridging units and any other item unless otherwise specified. Any custom-sized modification not indicated in this price list will be examined by Elve srl and, if accepted, the price will be calculated on the actual costs borne.

## ANTE LEGNO WOODEN DOORS FRONTALI FRONTS

### ESSENZA WOOD



ROVERE CHIARO  
LIGHT OAK




ROVERE SCURO  
DARK OAK



CILIEGIO  
CHERRY


### LACCATO OPACO MATT LACQUERED




AVORIO



BIANCO



PANNA



CORDA



GRIGIO



TORTORA



RUGGINE



VERDE OLIVA



MOKA



PORPORA



ANTRACITE




NERO




RAL OPACO


### LACCATO LUCIDO GLOSS LACQUERED




AVORIO



BIANCO



PANNA



CORDA



GRIGIO



TORTORA



RUGGINE



VERDE OLIVA



MOKA



PORPORA



ANTRACITE



NERO

### MANIGLIE HANDLES



Maniglia ante/cassetti  
Door/drawer handle



Maniglia legno  
Wooden handle



Pomolo incasso (solo per cassetti ad incasso interni)  
Recessed knob (only for recessed "internal" drawers)



## STRUTTURA (fianchi, schiene, ripiani)

STRUCTURE (end panels, back panels, shelves)

### ESSENZA WOOD




CILIEGIO  
CHERRY



ROVERE SCURO  
DARK OAK


### LACCATO OPACO MATT LACQUERED



AVORIO



BIANCO



PANNA



CORDA



GRIGIO



TORTORA



RUGGINE



VERDE OLIVA



MOKA



PORPORA



ANTRACITE



NERO



RAL OPACO

### LACCATO LUCIDO GLOSS LACQUERED




BIANCO

## ANTE VETRO GLASS DOORS

### TELAIO FRAME



CILIEGIO  
CHERRY



ALLUMINIO  
ALUMINIUM

### VETRO GLASS



VETRO SERIGRAFATO  
SILK-SCREEN PRINTED GLASS



SPECCHIO SATINATO  
SATIN MIRROR



VETRO BIANCO  
WHITE GLASS



VETRO MATTONE  
BRICK-RED GLASS



VETRO ROSSO  
RED GLASS



VETRO NERO  
BLACK GLASS



VETRO TABACCO  
TOBACCO GLASS




VETRO ANTRACITE  
ANTHRACITE GLASS



VETRO RUGGINE  
RUST GLASS



VETRO SABBIA  
SAND GLASS



VETRO ECRÚ  
ECRU GLASS



VETRO VERDE OLIVA  
OLIVE GREEN GLASS



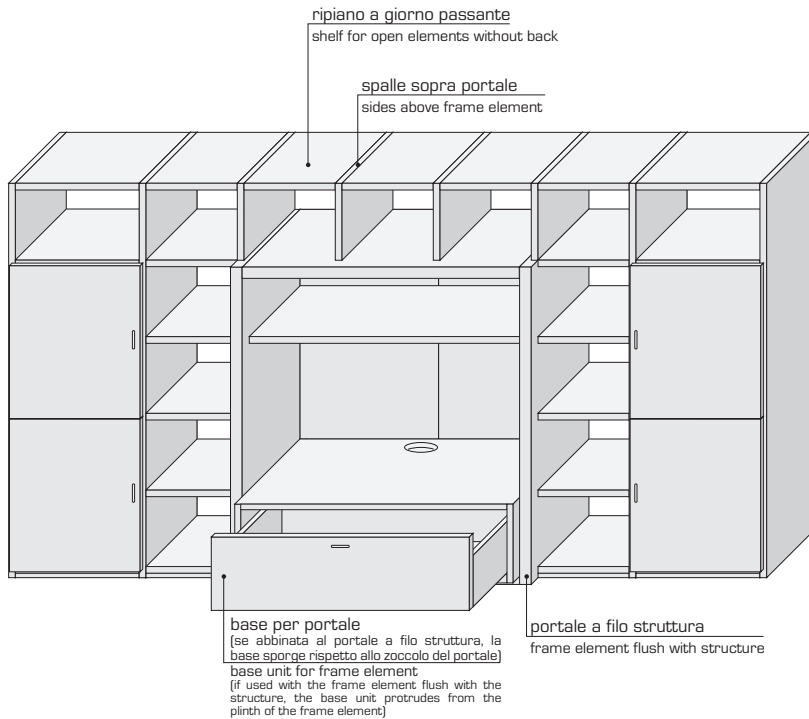
VETRO MELANZANA  
AUBERGINE GLASS



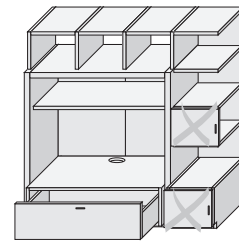
VETRO BLU  
BLUE GLASS

## ESEMPIO COMPOSIZIONE CON PORTALE

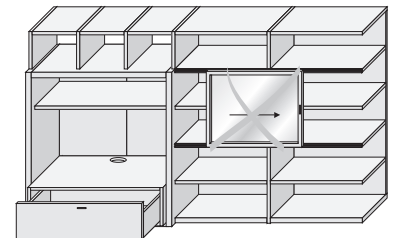
EXAMPLE OF COMPOSITION WITH FRAME ELEMENT



Su tutti i vani adiacenti al perimetro del portale, non è possibile inserire nessun tipo di anta  
No type of door can be fitted on the modules adjacent to the perimeter of the frame element



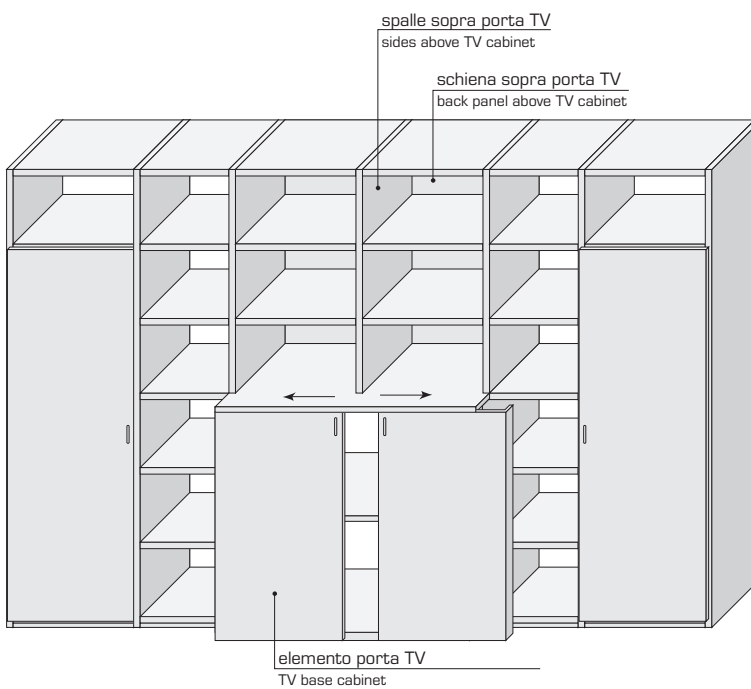
Non è possibile accostare basi o ante all'elemento portale  
It is not possible to fit base units or doors adjacent to the frame element



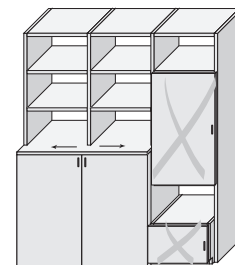
Non è possibile accostare binari per ante scorrevoli o scale all'elemento portale  
It is not possible to fit tracks for sliding doors or ladders adjacent to the frame element

## ESEMPIO COMPOSIZIONE CON PORTA TV

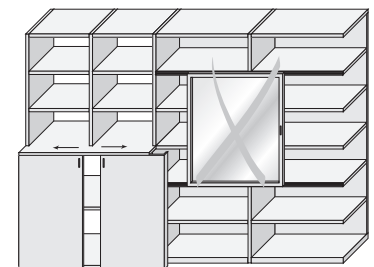
EXAMPLE OF COMPOSITION WITH TV BASE CABINET



Su tutti i vani adiacenti al perimetro della base porta TV, non è possibile inserire nessun tipo di anta  
No type of door can be fitted on the modules adjacent to the perimeter of the frame element



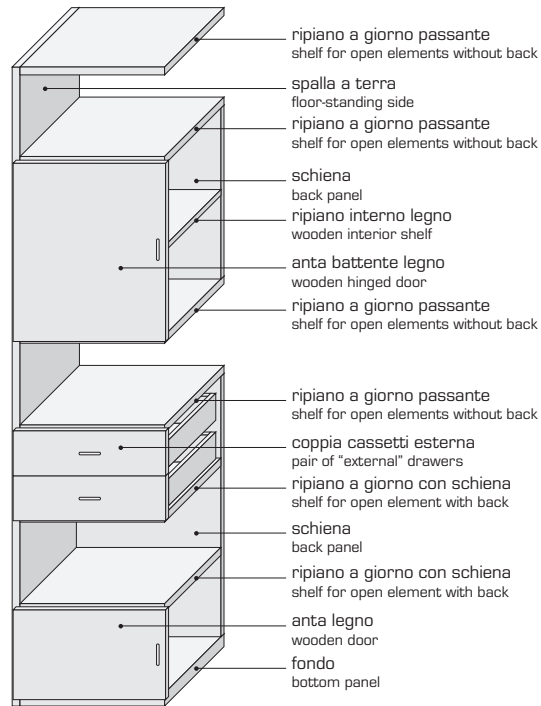
Non è possibile accostare basi o ante al porta TV  
It is not possible to fit base units or doors adjacent to the TV cabinet



Non è possibile accostare binari per ante scorrevoli al porta TV  
It is not possible to fit tracks for sliding doors alongside the TV cabinet

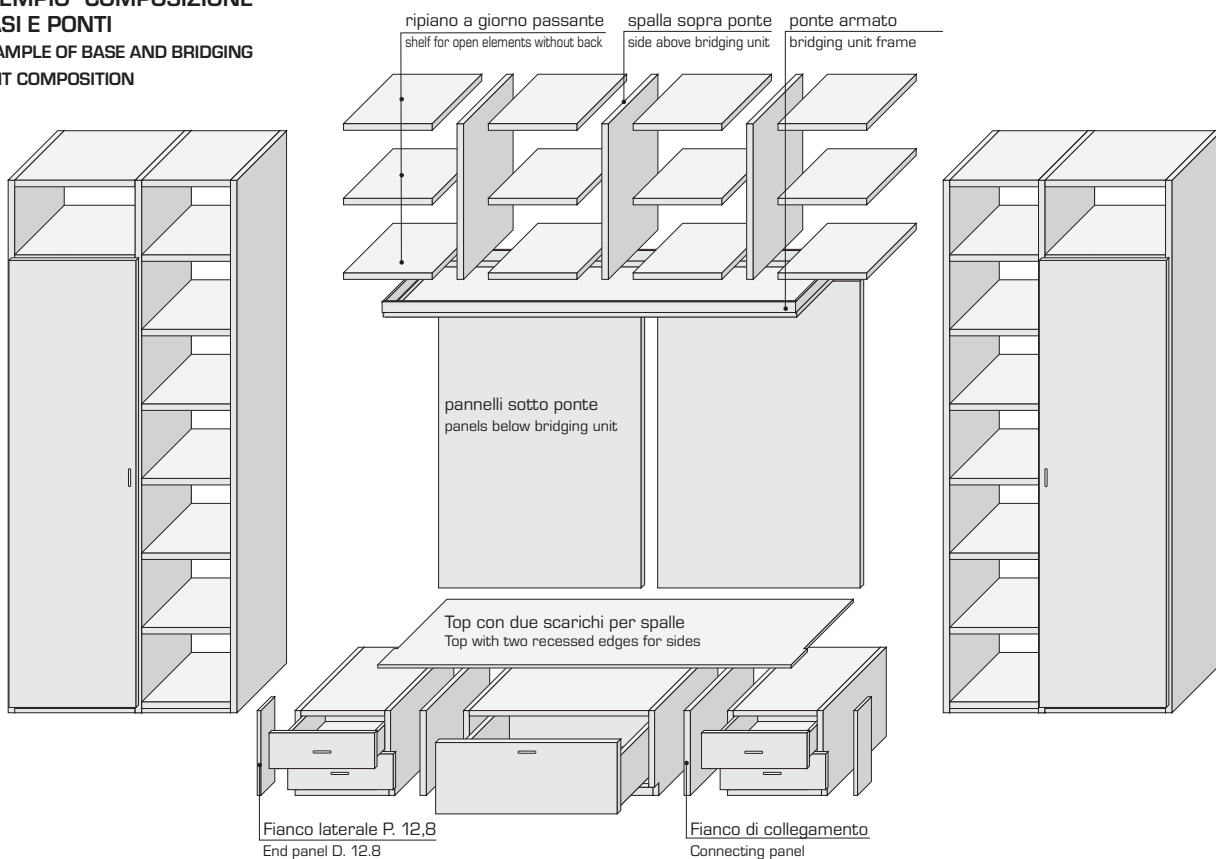
### ESEMPIO COMPOSIZIONE COLONNA

EXAMPLE OF TALL ELEMENT COMPOSITION



### ESEMPIO COMPOSIZIONE BASI E PONTI

EXAMPLE OF BASE AND BRIDGING  
UNIT COMPOSITION



	M <sup>3</sup>	Codice Code	Ciliegio / Rov. scuro Cherry / Dark oak	Lacc. avorio opaco "Avorio" matt lacq.	Lacc. opaco Matt lacq.	Lacc. lucido bianco / antracite "Bianco" gloss lacq. / "antracite"	Lacc. RAL opaco RAL matt lacq.		
<b>Spalle a terra Sp. 3,1</b> Floor-standing sides, 3.1 cm thick									
		<b>P<sub>D</sub> 29.8</b>							
		<b>H<sub>H</sub> 286.7</b>	0,070	<b>051068</b>	<b>188</b>	<b>160</b>	<b>188</b>	<b>282</b>	<b>244</b>
		<b>H<sub>H</sub> 251.5</b>	0,062	<b>051067</b>	<b>170</b>	<b>145</b>	<b>170</b>	<b>255</b>	<b>220</b>
		<b>H<sub>H</sub> 216.3</b>	0,053	<b>051066</b>	<b>149</b>	<b>127</b>	<b>149</b>	<b>224</b>	<b>193</b>
		<b>H<sub>H</sub> 181.1</b>	0,045	<b>051065</b>	<b>133</b>	<b>113</b>	<b>133</b>	<b>200</b>	<b>173</b>
		<b>H<sub>H</sub> 145.9</b>	0,037	<b>051064</b>	<b>114</b>	<b>98</b>	<b>114</b>	<b>171</b>	<b>149</b>
			<b>P<sub>D</sub> 42.6</b>						
		<b>H<sub>H</sub> 286.7</b>	0,096	<b>051018</b>	<b>188</b>	<b>160</b>	<b>188</b>	<b>282</b>	<b>244</b>
		<b>H<sub>H</sub> 251.5</b>	0,085	<b>051017</b>	<b>170</b>	<b>145</b>	<b>170</b>	<b>255</b>	<b>220</b>
		<b>H<sub>H</sub> 216.3</b>	0,073	<b>051016</b>	<b>149</b>	<b>127</b>	<b>149</b>	<b>224</b>	<b>193</b>
		<b>H<sub>H</sub> 181.1</b>	0,062	<b>051015</b>	<b>133</b>	<b>113</b>	<b>133</b>	<b>200</b>	<b>173</b>
		<b>H<sub>H</sub> 145.9</b>	0,050	<b>051014</b>	<b>114</b>	<b>98</b>	<b>114</b>	<b>171</b>	<b>149</b>
	<b>Spalle sopralzo Sp. 3,1</b> • (per basi sporgenti H. 40.3) Sides to be fitted on base units, 3.1 cm thick • (for projecting base units H. 40.3)								
			<b>SOLO PER P 42.6</b>						
			<b>FOR D 42.6 ONLY</b>						
			<b>P<sub>D</sub> 42.6</b>						
		<b>H<sub>H</sub> 246.4</b>	0,083	<b>051027</b>	<b>167</b>	<b>139</b>	<b>167</b>	<b>251</b>	<b>224</b>
		<b>H<sub>H</sub> 211.2</b>	0,072	<b>051026</b>	<b>149</b>	<b>124</b>	<b>149</b>	<b>224</b>	<b>200</b>
	<b>H<sub>H</sub> 176</b>	0,060	<b>051025</b>	<b>128</b>	<b>106</b>	<b>128</b>	<b>192</b>	<b>173</b>	
	<b>H<sub>H</sub> 140.8</b>	0,048	<b>051024</b>	<b>112</b>	<b>93</b>	<b>112</b>	<b>168</b>	<b>152</b>	

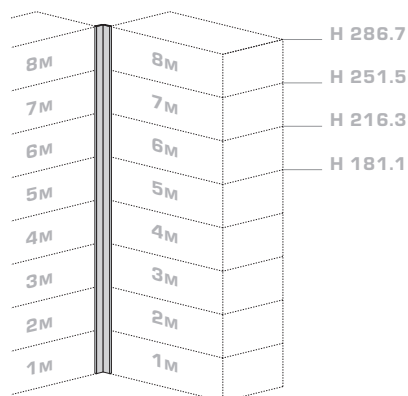
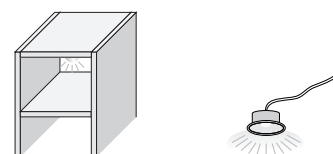

		M <sup>3</sup>	Codice Code	Ciliegio / Rov. scuro Cherry / Dark oak	Lacc. avorio opaco "Avorio" matt lacq.	Lacc. opaco Matt lacq.	Lacc. lucido bianco / antracite "Bianco" gloss lacq. / "antracite"	Lacc. RAL opaco RAL matt lacq.
<b>Spalle sopra portale H. 145,9</b> Sides above frame element H. 145,9								
<b>Pd 29.8</b>								
<b>Hh 140.8</b>	0,035	<b>051084</b>	<b>112</b>	<b>93</b>	<b>112</b>	<b>168</b>	<b>152</b>	
<b>Hh 105.6</b>	0,026	<b>051083</b>	<b>79</b>	<b>68</b>	<b>79</b>	<b>119</b>	<b>103</b>	
<b>Hh 70.4</b>	0,018	<b>051082</b>	<b>60</b>	<b>51</b>	<b>60</b>	<b>90</b>	<b>78</b>	
<b>Hh 35.2</b>	0,009	<b>051081</b>	<b>43</b>	<b>36</b>	<b>43</b>	<b>65</b>	<b>55</b>	
<b>Pd 42.6</b>								
<b>Hh 140.8</b>	0,048	<b>051034</b>	<b>112</b>	<b>93</b>	<b>112</b>	<b>168</b>	<b>152</b>	
<b>Hh 105.6</b>	0,036	<b>051033</b>	<b>79</b>	<b>68</b>	<b>79</b>	<b>119</b>	<b>103</b>	
<b>Hh 70.4</b>	0,024	<b>051032</b>	<b>60</b>	<b>51</b>	<b>60</b>	<b>90</b>	<b>78</b>	
<b>Hh 35.2</b>	0,013	<b>051031</b>	<b>43</b>	<b>36</b>	<b>43</b>	<b>65</b>	<b>55</b>	
<b>Spalle sopra portale H. 181,1</b> Sides above frame element H. 181,1								
<b>Pd 29.8</b>								
<b>Hh 105.6</b>	0,026	<b>051083</b>	<b>79</b>	<b>68</b>	<b>79</b>	<b>119</b>	<b>103</b>	
<b>Hh 70.4</b>	0,018	<b>051082</b>	<b>60</b>	<b>51</b>	<b>60</b>	<b>90</b>	<b>78</b>	
<b>Hh 35.2</b>	0,009	<b>051081</b>	<b>43</b>	<b>36</b>	<b>43</b>	<b>65</b>	<b>55</b>	
<b>Pd 42.6</b>								
<b>Hh 105.6</b>	0,036	<b>051033</b>	<b>79</b>	<b>68</b>	<b>79</b>	<b>119</b>	<b>103</b>	
<b>Hh 70.4</b>	0,036	<b>051032</b>	<b>60</b>	<b>51</b>	<b>60</b>	<b>90</b>	<b>78</b>	
<b>Hh 35.2</b>	0,013	<b>051031</b>	<b>43</b>	<b>36</b>	<b>43</b>	<b>65</b>	<b>55</b>	
<b>Spalle sopra porta TV</b> Sides above TV cabinet								
<b>Pd 29.8</b>								
<b>Hh 174.5</b>	0,043	<b>051095</b>	<b>115</b>	<b>98</b>	<b>115</b>	<b>173</b>	<b>150</b>	
<b>Hh 139.3</b>	0,035	<b>051094</b>	<b>97</b>	<b>82</b>	<b>97</b>	<b>146</b>	<b>126</b>	
<b>Hh 104.1</b>	0,027	<b>051093</b>	<b>78</b>	<b>67</b>	<b>78</b>	<b>117</b>	<b>102</b>	
<b>Hh 68.9</b>	0,018	<b>051092</b>	<b>60</b>	<b>51</b>	<b>60</b>	<b>90</b>	<b>78</b>	
<b>Hh 33.7</b>	0,010	<b>051091</b>	<b>42</b>	<b>35</b>	<b>42</b>	<b>63</b>	<b>54</b>	
<b>Pd 42.6</b>								
<b>Hh 174.5</b>	0,060	<b>051045</b>	<b>115</b>	<b>98</b>	<b>115</b>	<b>173</b>	<b>150</b>	
<b>Hh 139.3</b>	0,048	<b>051044</b>	<b>97</b>	<b>82</b>	<b>97</b>	<b>146</b>	<b>126</b>	
<b>Hh 104.1</b>	0,036	<b>051043</b>	<b>78</b>	<b>67</b>	<b>78</b>	<b>117</b>	<b>102</b>	
<b>Hh 68.9</b>	0,025	<b>051042</b>	<b>60</b>	<b>51</b>	<b>60</b>	<b>90</b>	<b>78</b>	
<b>Hh 33.7</b>	0,013	<b>051041</b>	<b>42</b>	<b>35</b>	<b>42</b>	<b>63</b>	<b>54</b>	

Note: Maggiorazione per taglio in altezza di una spalla: 29  
 Notes: Surcharge for height reduction of one side: 29

		M <sup>3</sup>	Codice Code	Ciliegio / Rov. scuro Cherry / Dark oak	Lacc. avorio opaco "Avorio" matt lacq.	Lacc. opaco Matt lacq.	Lacc. lucido bianco / antracite "Bianco" gloss lacq. / "antracite"	Lacc. RAL opaco RAL matt lacq.
<b>Fondi Sp. 5,1</b> Bottom panels, 5,1 cm thick								
			<b>P<sub>D</sub> 29.6</b>					
	L 41.9	0,051	052631	41	34	41	62	53
	L 56.9	0,020	052632	50	43	50	75	64
	L 86.9	0,029	052634	68	57	68	102	88
	L 116.9	0,039	052636	85	73	85	128	111
			<b>P<sub>D</sub> 42.4</b>					
	L 41.9	0,021	052621	41	34	41	62	53
	L 56.9	0,027	052622	50	43	50	75	64
	L 86.9	0,040	052624	68	57	68	102	88
	L 116.9	0,053	052626	85	73	85	128	111
<b>Ripiani a giorno passanti</b> • (per colonna s/schiena) Sp. 3,1 • SERVONO ANCHE DA COPERCHI Shelves for open elements • (for elements w/o backs) 3.1 cm thick • CAN BE USED AS UPPER TOPS AS WELL								
			<b>P<sub>D</sub> 29.6</b>					
	L 41.9	0,012	053121	42	35	42	63	54
	L 56.9	0,016	053122	50	43	50	75	64
	L 86.9	0,023	053124	64	55	64	96	84
	L 116.9	0,030	053126	80	68	80	120	104
<b>Ripiano a misura min. 117 cm e max 180 cm al metro</b> Custom-sized shelf, min. 117 cm and max. 180 cm per metre		0,046	053129	74	62	74	111	96
			<b>P<sub>D</sub> 42.4</b>					
	L 41.9	0,016	053061	42	35	42	63	54
	L 56.9	0,021	053062	50	43	50	75	64
	L 86.9	0,031	053064	64	55	64	96	84
	L 116.9	0,042	053066	80	68	80	120	104
<b>Ripiano a misura min. 117 cm e max 180 cm al metro</b> Custom-sized shelf, min. 117 cm and max. 180 cm per metre		0,063	053069	74	62	74	111	96
<b>Ripiani a giorno</b> • (per elementi c/schiena) Sp. 3,1 Shelves for open elements • (for elements w/backs) 3.1 cm thick								
			<b>P<sub>D</sub> 27.8</b>					
	L 41.9	0,011	053131	41	34	41	62	53
	L 56.9	0,015	053132	49	42	49	74	63
	L 86.9	0,022	053134	64	55	64	96	84
	L 116.9	0,029	053136	84	72	84	126	109
<b>Ripiano a misura min. 117 cm e max 180 cm al metro</b> Custom-sized shelf, min. 117 cm and max. 180 cm per metre		0,044	053139	74	62	74	111	96
			<b>P<sub>D</sub> 40.6</b>					
	L 41.9	0,016	053081	41	34	41	62	53
	L 56.9	0,021	053082	49	42	49	74	63
	L 86.9	0,030	053084	64	55	64	96	84
	L 116.9	0,040	053086	84	72	84	126	109
<b>Ripiano a misura min. 117 cm e max 180 cm al metro</b> Custom-sized shelf, min. 117 cm and max. 180 cm per metre		0,060	053089	74	62	74	111	96

Note: Maggiorazione per taglio in larghezza di un ripiano: 29  
Maggiorazione per taglio in profondità di un ripiano: 29  
Notes: Surcharge for width reduction of one shelf: 29  
Surcharge for depth reduction of one shelf: 29

	M <sup>3</sup>	Codice Code	Ciliegio / Rov. scuro Cherry / Dark oak	Lacc. avorio opaco "Avorio" matt lacq.	Lacc. opaco Matt lacq.	Lacc. lucido bianco / antracite "Bianco" gloss lacq. / "antracite"	Lacc. RAL opaco RAL matt lacq.		
<b>Ripiani interni per anta legno Sp. 2,3</b>									
Interior shelves for wooden door; 2.3 cm thick									
		<b>Pd 27.2</b>							
		<b>Lw 41.9</b>	0,009	<b>053141</b>	<b>30</b>	<b>26</b>	<b>30</b>	<b>45</b>	<b>40</b>
		<b>Lw 56.9</b>	0,011	<b>053142</b>	<b>37</b>	<b>32</b>	<b>37</b>	<b>56</b>	<b>49</b>
		<b>Lw 86.9</b>	0,017	<b>053144</b>	<b>49</b>	<b>42</b>	<b>49</b>	<b>74</b>	<b>63</b>
		<b>Pd 40</b>							
		<b>Lw 41.9</b>	0,012	<b>053091</b>	<b>30</b>	<b>26</b>	<b>30</b>	<b>45</b>	<b>40</b>
		<b>Lw 56.9</b>	0,016	<b>053092</b>	<b>37</b>	<b>32</b>	<b>37</b>	<b>56</b>	<b>49</b>
		<b>Lw 86.9</b>	0,023	<b>053094</b>	<b>49</b>	<b>49</b>	<b>49</b>	<b>74</b>	<b>63</b>
<b>Ripiani int. cristallo per anta vetro Sp. 0,8</b>									
Interior glass shelves for glass door; 0.8 cm thick									
<ul style="list-style-type: none"> <li>(non sono possibili tagli a misura)</li> <li>(reductions for custom-sizing are not possible)</li> </ul>									
		<b>Pd 27.2</b>							
		<b>Lw 41.9</b>	0,006	<b>053301</b>	<b>18</b>				
		<b>Lw 56.9</b>	0,007	<b>053302</b>	<b>21</b>				
		<b>Lw 86.9</b>	0,011	<b>053304</b>	<b>27</b>				
		<b>Pd 40</b>							
		<b>Lw 41.9</b>	0,008	<b>053284</b>	<b>18</b>				
		<b>Lw 56.9</b>	0,010	<b>053285</b>	<b>21</b>				
		<b>Lw 86.9</b>	0,015	<b>053287</b>	<b>27</b>				
<b>Faretti alogeni</b>									
<ul style="list-style-type: none"> <li>inseribili solo su ripiani a giorno passanti</li> <li>Nel prezzo è compresa la foratura del ripiano</li> </ul>									
Halogen lights									
<ul style="list-style-type: none"> <li>can only be fitted on shelves for open elements without back</li> <li>The price includes drilling of the shelf</li> </ul>									
		<b>kit 1 faretto</b> Kit with 1 spotlight	0,017	<b>096041</b>	<b>60</b>				
		<b>kit 2 faretti</b> Kit with 2 spotlights	0,017	<b>096042</b>	<b>69</b>				
		<b>kit 3 faretti</b> Kit with 3 spotlights	0,017	<b>096043</b>	<b>78</b>				
		<b>kit 4 faretti</b> Kit with 4 spotlights	0,017	<b>096044</b>	<b>86</b>				
		<b>kit 5 faretti</b> Kit with 5 spotlights	0,017	<b>096045</b>	<b>95</b>				
		<b>kit 6 faretti</b> Kit with 6 spotlights	0,017	<b>096046</b>	<b>104</b>				
<b>Montanti per angolo cieco</b>									
Uprights for inaccessible corner									
		<b>Hh 286.7</b>	0,049	<b>051348</b>	<b>83</b>	<b>71</b>	<b>83</b>	<b>125</b>	<b>108</b>
		<b>Hh 251.4</b>	0,043	<b>051347</b>	<b>75</b>	<b>63</b>	<b>75</b>	<b>113</b>	<b>98</b>
		<b>Hh 216.3</b>	0,038	<b>051346</b>	<b>67</b>	<b>56</b>	<b>67</b>	<b>101</b>	<b>86</b>
		<b>Hh 181.1</b>	0,032	<b>051345</b>	<b>58</b>	<b>50</b>	<b>58</b>	<b>87</b>	<b>76</b>



Note: Maggiorazione per taglio in larghezza di un ripiano: 29 - Maggiorazione per taglio in profondità di un ripiano: 29  
Maggiorazione per taglio in altezza montante angolo: 29  
Notes: Surcharge for width reduction of one shelf: 29 - Surcharge for depth reduction of one shelf: 29  
Surcharge for height-reduction of corner upright: 29

	M <sup>3</sup>	Codice Code	Ciliegio / Rov. scuro Cherry / Dark oak	Lacc. avorio opaco "Avorio" matt lacq.	Lacc. opaco Matt lacq.	Lacc. lucido bianco / antracite "Bianco" gloss lacq. / "antracite"	Lacc. RAL opaco RAL matt lacq.		
<b>Schienali sopra porta TV 60 Sp. 1,9</b> Back panels to fit above 60 cm TV cabinet, 1.9 cm thick									
		<b>Lw 56.9</b>							
		<b>Hh 171.3</b>	0,059	<b>055235</b>	<b>80</b>	<b>68</b>	<b>80</b>	<b>120</b>	<b>104</b>
		<b>Hh 136.1</b>	0,047	<b>055234</b>	<b>67</b>	<b>56</b>	<b>67</b>	<b>101</b>	<b>86</b>
		<b>Hh 100.9</b>	0,036	<b>055233</b>	<b>52</b>	<b>45</b>	<b>52</b>	<b>78</b>	<b>68</b>
		<b>Hh 65.9</b>	0,024	<b>055232</b>	<b>38</b>	<b>32</b>	<b>38</b>	<b>57</b>	<b>50</b>
		<b>Hh 30.5</b>	0,012	<b>055231</b>	<b>25</b>	<b>21</b>	<b>25</b>	<b>38</b>	<b>32</b>
<b>Schienali sopra porta TV 120 Sp. 1,9</b> Back panels to fit above 120 cm TV cabinet, 1.9 cm thick									
		<b>Lw 116.9</b>							
		<b>Hh 100.9</b>	0,070	<b>055243</b>	<b>94</b>	<b>80</b>	<b>94</b>	<b>141</b>	<b>122</b>
		<b>Hh 65.9</b>	0,047	<b>055242</b>	<b>69</b>	<b>58</b>	<b>69</b>	<b>104</b>	<b>89</b>
		<b>Hh 30.5</b>	0,024	<b>055241</b>	<b>44</b>	<b>37</b>	<b>44</b>	<b>66</b>	<b>57</b>
<b>Schienali per modulo 45 Sp. 1,9</b> Back panels for 45 cm module, 1.9 cm thick									
		<b>Lw 41.9</b>							
		<b>Hh 208</b>	0,054	<b>055196</b>	<b>77</b>	<b>66</b>	<b>77</b>	<b>116</b>	<b>100</b>
		<b>Hh 172.8</b>	0,045	<b>055195</b>	<b>67</b>	<b>56</b>	<b>67</b>	<b>101</b>	<b>86</b>
		<b>Hh 137.6</b>	0,036	<b>055194</b>	<b>55</b>	<b>47</b>	<b>55</b>	<b>83</b>	<b>72</b>
		<b>Hh 102.4</b>	0,027	<b>055193</b>	<b>44</b>	<b>37</b>	<b>44</b>	<b>66</b>	<b>57</b>
		<b>Hh 67.2</b>	0,019	<b>055192</b>	<b>32</b>	<b>27</b>	<b>32</b>	<b>48</b>	<b>42</b>
		<b>Hh 32</b>	0,010	<b>055191</b>	<b>21</b>	<b>18</b>	<b>21</b>	<b>32</b>	<b>27</b>

Note: Maggiorazione per taglio in larghezza di uno schienale: 29

Maggiorazione per taglio in altezza di uno schienale: 29

Notes: Surcharge for width reduction of one back panel: 29

Surcharge for height reduction of one back panel: 29



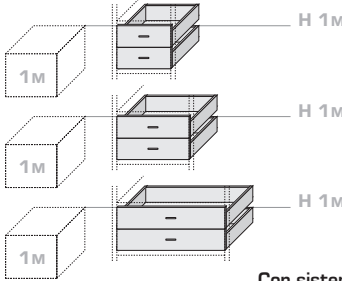
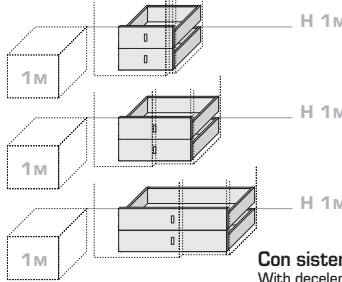
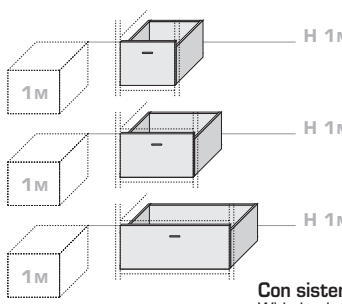
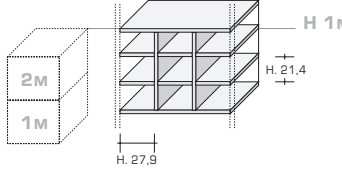
	M <sup>3</sup>	Codice Code	Ciliegio / Rov. scuro Cherry / Dark oak	Lacc. avorio opaco "Avorio" matt lacq.	Lacc. opaco Matt lacq.	Lacc. lucido bianco / antracite "Bianco" gloss lacq. / "antracite"	Lacc. RAL opaco RAL matt lacq.		
<b>Schienali per modulo 60 Sp. 1,9</b> Back panels for 60 cm module, 1.9 cm thick									
		<b>Lw 56.9</b>							
		<b>Hh 208</b>	0,071	<b>055206</b>	95	80	95	143	123
		<b>Hh 172.8</b>	0,060	<b>055205</b>	81	69	81	122	105
		<b>Hh 137.6</b>	0,048	<b>055204</b>	67	56	67	101	86
		<b>Hh 102.4</b>	0,036	<b>055203</b>	53	45	53	80	69
		<b>Hh 67.2</b>	0,025	<b>055202</b>	40	33	40	60	51
		<b>Hh 32</b>	0,013	<b>055201</b>	25	21	25	38	32
	<b>Schienali per modulo 90 Sp. 1,9</b> Back panels for 90 cm module, 1.9 cm thick								
		<b>Lw 86.9</b>							
		<b>Hh 208</b>	0,106	<b>055216</b>	130	110	130	195	170
		<b>Hh 172.8</b>	0,088	<b>055215</b>	110	94	110	165	144
		<b>Hh 137.6</b>	0,071	<b>055214</b>	92	78	92	138	119
		<b>Hh 102.4</b>	0,054	<b>055213</b>	73	62	73	110	95
		<b>Hh 67.2</b>	0,036	<b>055212</b>	54	46	54	81	71
		<b>Hh 32</b>	0,019	<b>055211</b>	34	29	34	51	45
	<b>Schienali per modulo 120 Sp. 1,9</b> Back panels for 120 cm module, 1.9 cm thick								
		<b>Lw 116.9</b>							
		<b>Hh 102.4</b>	0,071	<b>055223</b>	93	79	93	140	121
		<b>Hh 67.2</b>	0,048	<b>055222</b>	68	57	68	102	88
		<b>Hh 32</b>	0,025	<b>055221</b>	43	36	43	65	55

Note: Maggiorazione per taglio in larghezza di uno schienale: 29

Maggiorazione per taglio in altezza di uno schienale: 29

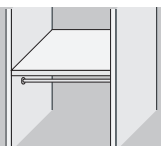
Notes: Surcharge for width reduction of one back panel: 29

Surcharge for height reduction of one back panel: 29

		M <sup>3</sup>	Codice Code	Rov. scuro Dark oak	Ciliegio / Rov. chiaro Cherry / Light oak	Lacc. avorio opaco "Avorio" matt lacq.	Lacc. opaco Matt lacq.	Lacc. lucido Gloss lacq.	Lacc. RAL opaco RAL matt lacq.	
<p><b>Coppia cassetti "esterna" per struttura</b></p> <ul style="list-style-type: none"> <li>• (il retro dei cassetti deve sempre essere schienato)</li> </ul> <p>Pair of "external" drawers for structure</p> <ul style="list-style-type: none"> <li>• (the drawers must always have a back panel)</li> </ul>		<p><b>SOLO PER P 42.6</b></p> <p>FOR D 42.6 ONLY</p>								
 <p>Con sistema frenante With decelerating system</p>										
			<b>H<sub>H</sub> 34.9</b>							
		<b>Lw 45</b>	0,091	<b>082046</b>	138	127	109	127	191	162
		<b>Lw 60</b>	0,118	<b>082047</b>	156	143	123	143	215	182
		<b>Lw 90</b>	0,174	<b>082048</b>	184	169	145	169	254	216
<p><b>Coppia cassetti "interna" per struttura con pomolo incassato</b></p> <ul style="list-style-type: none"> <li>• (per anta scorrevole)</li> <li>• (il retro dei cassetti deve sempre essere schienato)</li> </ul> <p>Pair of "internal" drawers for structure w/ recessed knob</p> <ul style="list-style-type: none"> <li>• (for sliding door)</li> <li>• (the drawers must always have a back panel)</li> </ul>		<p><b>SOLO PER P 42.6</b></p> <p>FOR D 42.6 ONLY</p>								
 <p>Con sistema frenante With decelerating system</p>										
			<b>H<sub>H</sub> 34.9</b>							
		<b>Lw 45</b>	0,085	<b>082056</b>	142	129	109	129	194	168
		<b>Lw 60</b>	0,113	<b>082057</b>	159	145	123	145	218	189
		<b>Lw 90</b>	0,168	<b>082058</b>	190	172	146	172	258	224
<p><b>Cestone ad incasso "esterno" per struttura</b></p> <ul style="list-style-type: none"> <li>• (il retro dei cassetti deve sempre essere schienato)</li> </ul> <p>Fitted "external" deep drawer for structure</p> <ul style="list-style-type: none"> <li>• (the drawers must always have a back panel)</li> </ul>		<p><b>SOLO PER P 42.6</b></p> <p>FOR D 42.6 ONLY</p>								
 <p>Con sistema frenante With decelerating system</p>										
		<b>Lw 45</b>	0,114	<b>082066</b>	104	98	89	98	129	116
		<b>Lw 60</b>	0,146	<b>082067</b>	118	111	100	111	148	133
		<b>Lw 90</b>	0,216	<b>082068</b>	142	132	118	132	180	161
<p><b>Divisorio per vano a giorno, con schiena</b></p> <ul style="list-style-type: none"> <li>• completo di ripiani e schienale</li> </ul> <p>Space-organiser for open compartment, with back panel</p> <ul style="list-style-type: none"> <li>• supplied with shelves and back panel</li> </ul>		<p><b>SOLO PER P 42.6</b></p> <p>FOR D 42.6 ONLY</p>		Rov. scuro Dark oak	Ciliegio Cherry	Lacc. avorio opaco "Avorio" matt lacq.	Lacc. opaco Matt lacq.	Lacc. lucido bianco / antracite "Bianco" gloss lacq. / "antracite"	Lacc. RAL opaco RAL matt lacq.	
										
			<b>H<sub>H</sub> 2M</b>							
		<b>Lw 86.9</b>	0,125	<b>082061</b>	371	371	315	371	557	482

		M <sup>3</sup>	Codice Code	Rev. scuro Dark oak	Ciliegio / Rev. chiaro Cherry / Light oak	Lacc. avorio opaco "Aavorio" matt lacq.	Lacc. opaco Matt lacq.	Lacc. lucido Gloss lacq.	Lacc. RAL opaco RAL matt lacq.
<b>Ante legno per modulo 45</b> Wooden doors for 45 cm module									
	<b>Pd 1.9</b>								
	<b>Hh 210.9</b>	0,073	<b>054156 *</b>	-	178	153	178	261	228
	<b>Hh 175.7</b>	0,061	<b>054155 *</b>	-	160	138	160	234	203
	<b>Hh 140.5</b>	0,049	<b>054154 *</b>	152	140	121	140	204	178
	<b>Hh 105.3</b>	0,038	<b>054153</b>	109	100	85	100	148	128
	<b>Hh 70.1</b>	0,026	<b>054152</b>	87	80	68	80	118	103
	<b>Hh 34.9</b>	0,014	<b>054151</b>	64	59	51	59	86	76
<b>Ante legno per modulo 60</b> Wooden doors for 60 cm module									
	<b>Pd 1.9</b>								
	<b>Hh 210.9</b>	0,093	<b>054166 *</b>	-	211	181	211	310	270
	<b>Hh 175.7</b>	0,078	<b>054165 *</b>	-	188	162	188	276	240
	<b>Hh 140.5</b>	0,063	<b>054164 *</b>	176	162	140	162	237	206
	<b>Hh 105.3</b>	0,048	<b>054163</b>	129	117	101	117	173	151
	<b>Hh 70.1</b>	0,033	<b>054162</b>	101	92	79	92	136	118
	<b>Hh 34.9</b>	0,018	<b>054161</b>	74	67	58	67	98	86
<b>Ante legno per modulo 90</b> Wooden doors for 90 cm module									
	<b>Pd 1.9</b>								
	<b>Hh 210.9</b>	0,146	<b>054176 *</b>	-	349	299	349	515	449
	<b>Hh 175.7</b>	0,122	<b>054175 *</b>	-	313	269	313	461	399
	<b>Hh 140.5</b>	0,098	<b>054174 *</b>	297	273	235	273	401	349
	<b>Hh 105.3</b>	0,076	<b>054173</b>	218	200	170	200	296	256
	<b>Hh 70.1</b>	0,052	<b>054172</b>	174	160	136	160	236	206
	<b>Hh 34.9</b>	0,028	<b>054171</b>	128	118	102	118	172	152

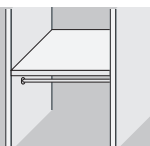
Note: \* Con tirante metallico tra i fianchi  
Notes: \* With metal stay rod between the sides



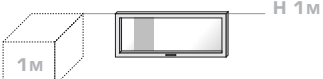



Maggiorazione per taglio in larghezza di un'anta legno: 29  
Maggiorazione per taglio in altezza di un'anta legno: 29  
Surcharge for width-reduction of wooden door: 29  
Surcharge for height-reduction of wooden door: 29

	M <sup>3</sup>	Codice Code	Telaio alluminio Aluminium frame			Telaio rivestito ciliegio Cherry-wrapped frame			**			
			Vetro serigrafato Silk-screen printed glass	Specchio satinato Satin mirror	Vetro laccato Lacquered glass	Vetro serigrafato Silk-screen printed glass	Specchio satinato Satin mirror	Vetro laccato Lacquered glass	Magg. vetro trasparente Surcharge for transparent glass			
<b>Ante vetro per modulo 45</b> Glass doors for 45 cm module												
			<b>Pd 2.1</b>									
			<b>Hh 210.9 *</b>	0,070	<b>054196</b>	219	-	308	299	-	388	14
			<b>Hh 175.7 *</b>	0,059	<b>054195</b>	196	-	272	266	-	342	14
			<b>Hh 140.5 *</b>	0,047	<b>054194</b>	168	-	230	225	-	288	14
			<b>Hh 105.3</b>	0,036	<b>054193</b>	132	176	183	180	223	231	14
			<b>Hh 70.1</b>	0,024	<b>054192</b>	110	144	150	147	182	187	14
		<b>Hh 34.9</b>	0,013	<b>054191</b>	90	115	118	115	140	143	14	
<b>Ante vetro per modulo 60</b> Glass doors for 60 cm module												
			<b>Pd 2.1</b>									
			<b>Hh 210.9 *</b>	0,089	<b>054206</b>	242	-	348	326	-	432	14
			<b>Hh 175.7 *</b>	0,075	<b>054205</b>	216	-	306	290	-	380	14
			<b>Hh 140.5 *</b>	0,060	<b>054204</b>	185	-	258	246	-	320	14
			<b>Hh 105.3</b>	0,045	<b>054203</b>	146	197	207	198	249	259	14
			<b>Hh 70.1</b>	0,031	<b>054202</b>	118	157	163	162	201	207	14
		<b>Hh 34.9</b>	0,017	<b>054201</b>	98	125	128	128	155	158	14	
<b>Ante vetro per modulo 90</b> Glass doors for 90 cm module												
			<b>Pd 2.1</b>									
			<b>Hh 210.9 *</b>	0,140	<b>054216</b>	431	-	610	591	-	770	28
			<b>Hh 175.7 *</b>	0,118	<b>054215</b>	385	-	537	524	-	676	28
			<b>Hh 140.5 *</b>	0,094	<b>054214</b>	329	-	454	443	-	568	28
			<b>Hh 105.3</b>	0,072	<b>054213</b>	264	351	366	359	446	461	28
			<b>Hh 70.1</b>	0,048	<b>054212</b>	220	289	299	295	364	374	28
		<b>Hh 34.9</b>	0,026	<b>054211</b>	181	231	237	230	280	286	28	

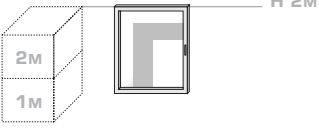
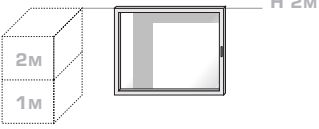
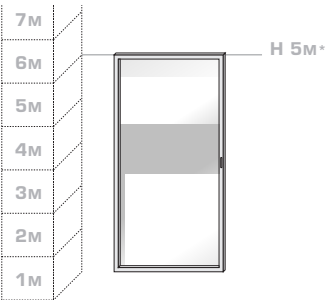
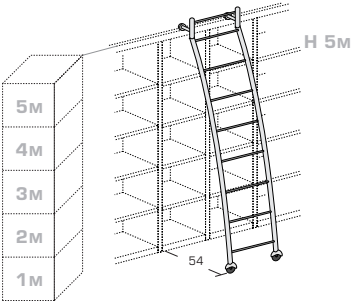
Note: \* Con tirante metallico tra i fianchi  
 \*\* Maggiorazione da applicare all'anta con vetro serigr.  
 Notes: \* With metal stay rod between the sides  
 \*\* Surcharge for door with silk-screen printed glass



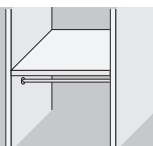
	M <sup>3</sup>	Codice Code	Rev. scuro	Ciliegio /	Lacc.	Lacc.	Lacc.	Lacc.	
			Dark oak	Rev. chiaro Cherry / Light oak	avorio opaco "Avorio" matt. lacq.	opaco Matt. lacq.	lucido Gloss lacq.	RAL RAL matt lacq.	
<b>Anta ribalta legno L. 90</b> Wooden lift-up door W. 90  									
<b>P<sub>D</sub> 1.9</b> <b>H<sub>H</sub> 34.9</b>	0,028	<b>054045</b>	<b>328</b>	<b>299</b>	<b>256</b>	<b>299</b>	<b>449</b>	<b>388</b>	
<b>Anta ribalta legno L. 120</b> Wooden lift-up door W. 120  									
<b>P<sub>D</sub> 1.9</b> <b>H<sub>H</sub> 34.9</b>	0,039	<b>054046</b>	<b>356</b>	<b>324</b>	<b>276</b>	<b>324</b>	<b>486</b>	<b>420</b>	
<b>Anta ribalta vetro L. 90</b> • (non riducibile) Glass lift-up door W. 90 • (cannot be reduced)			Telaio alluminio Aluminium frame			Telaio rivestito ciliegio Cherry-wrapped frame			* Magg. vetro trasparente Surcharge for transparent glass
			Vetro serigrafato Silkscreen printed glass	Specchio satinato Satin mirror	Vetro laccato Lacquered glass	Vetro serigrafato Silkscreen printed glass	Specchio satinato Satin mirror	Vetro laccato Lacquered glass	
									
<b>P<sub>D</sub> 2.1</b> <b>H<sub>H</sub> 34.9</b>	0,028	<b>054048</b>	<b>341</b>	<b>374</b>	<b>379</b>	<b>376</b>	<b>410</b>	<b>415</b>	<b>14</b>
<b>Anta ribalta vetro L. 120</b> • (non riducibile) Glass lift-up door W. 120 • (cannot be reduced)									
									
<b>P<sub>D</sub> 2.1</b> <b>H<sub>H</sub> 34.9</b>	0,039	<b>054049</b>	<b>360</b>	<b>401</b>	<b>407</b>	<b>403</b>	<b>444</b>	<b>450</b>	<b>14</b>

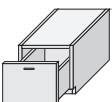
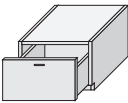
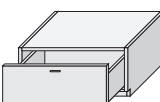
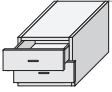
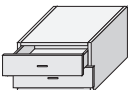
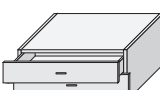
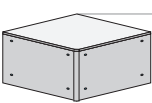
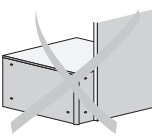
Note: \* Maggior. da applicare all'anta con vetro serigraf.  
 Notes: \* Surcharge for door with silk-screen printed glass

Maggiorazione per taglio in larghezza di un'anta legno: 29  
 Surcharge for width-reduction of wooden door: 29

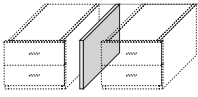
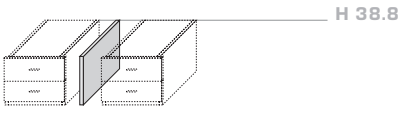
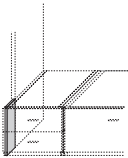
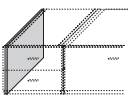
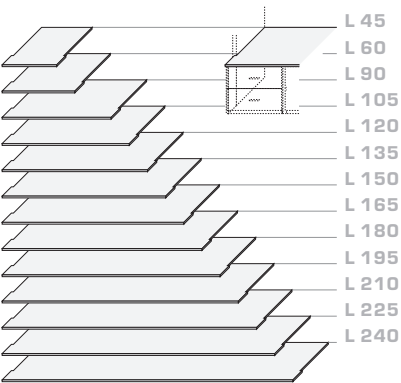
	M <sup>3</sup>	Codice Code	Telaio alluminio Aluminium frame			Telaio rivestito ciliegio Cherry-wrapped frame			**			
			Vetro serigrafato Silk-screen printed glass	Specchio satinato Satin mirror	Vetro laccato Lacquered glass	Vetro serigrafato Silk-screen printed glass	Specchio satinato Satin mirror	Vetro laccato Lacquered glass	Magg. vetro trasparente Surcharge for transparent glass			
<b>Ante scorrevoli L. 60/90</b> Sliding doors W. 60/90 		<b>Po 2.1</b> <b>Hh 66.8</b>	0,027	<b>054067</b>	162	202	208	208	248	254	14	
		<b>Po 2.1</b> <b>Hh 66.8</b>	0,040	<b>054070</b>	183	236	245	237	290	299	14	
<b>NON SI POSSONO ACCOSTARE I BINARI AD ANTE, BASI O PORTALI</b> TRACKS CANNOT BE FITTED ALONGSIDE DOORS, BASE UNITS OR FRAME ELEMENTS												
<b>misura in cm - dimensions in cm</b>			<b>0 - 200</b>	<b>200 - 300</b>	<b>300 - 400</b>	<b>400 - 500</b>	<b>500 - 600</b>					
<b>Binari - Tracks</b>			Cod. - Code	Cod. - Code	Cod. - Code	Cod. - Code	Cod. - Code	Cod. - Code	Cod. - Code	Cod. - Code	Cod. - Code	
<b>coppia binari (sup. + inf.)</b> pair of tracks (upper + lower)			<b>212041</b>	<b>222</b>	<b>212042</b>	<b>292</b>	<b>212043</b>	<b>362</b>	<b>212044</b>	<b>432</b>	<b>212045</b>	<b>504</b>
<b>binario centrale</b> middle track			<b>212046</b>	<b>111</b>	<b>212047</b>	<b>146</b>	<b>212048</b>	<b>181</b>	<b>212049</b>	<b>216</b>	<b>212050</b>	<b>252</b>
<b>Anta scorrevole L. 90</b> Sliding door W. 90 		<b>Po 4</b> <b>Hh 174*</b>	0,134	<b>054074</b>	357	-	475	460	-	578	14	
<b>NON SI POSSONO ACCOSTARE I BINARI AD ANTE, BASI O PORTALI</b> TRACKS CANNOT BE FITTED ALONGSIDE DOORS, BASE UNITS OR FRAME ELEMENTS												
<b>misura in cm - dimensions in cm</b>			<b>0 - 200</b>	<b>200 - 300</b>	<b>300 - 400</b>	<b>400 - 500</b>	<b>500 - 600</b>					
<b>Binari - Tracks</b>			Cod. - Code	Cod. - Code	Cod. - Code	Cod. - Code	Cod. - Code	Cod. - Code	Cod. - Code	Cod. - Code	Cod. - Code	
<b>coppia binari (solo anta)</b> pair of tracks (door only)			<b>212051</b>	<b>167</b>	<b>212052</b>	<b>222</b>	<b>212053</b>	<b>279</b>	<b>212054</b>	<b>335</b>	<b>212055</b>	<b>390</b>
<b>coppia binari (anta + scala)</b> pair of tracks (door+ladder)			<b>212056</b>	<b>167</b>	<b>212057</b>	<b>222</b>	<b>212058</b>	<b>279</b>	<b>212059</b>	<b>335</b>	<b>212060</b>	<b>390</b>
<b>Scala (fin. alluminio) per H. 5M</b> Ladder (aluminium finish) for H. 5M 			0,177	<b>096981</b>	335							
<b>NON SI POSSONO ACCOSTARE I BINARI AD ANTE, BASI O PORTALI</b> TRACKS CANNOT BE FITTED ALONGSIDE DOORS, BASE UNITS OR FRAME ELEMENTS												
<b>misura in cm - dimensions in cm</b>			<b>0 - 200</b>	<b>200 - 300</b>	<b>300 - 400</b>	<b>400 - 500</b>	<b>500 - 600</b>					
<b>Binari - Tracks</b>			Cod. - Code	Cod. - Code	Cod. - Code	Cod. - Code	Cod. - Code	Cod. - Code	Cod. - Code	Cod. - Code	Cod. - Code	
<b>binario per sola scala</b> track for ladder only			<b>212061</b>	<b>101</b>	<b>212062</b>	<b>136</b>	<b>212063</b>	<b>172</b>	<b>212064</b>	<b>206</b>	<b>212065</b>	<b>241</b>

Note: \* Con tirante metallico tra i fianchi  
 \*\* \* Maggiorazione da applicare all'anta con vetro serigr.  
 Notes: \* With metal stay rod between the sides  
 \*\* \* Surcharge for door with silk-screen printed glass




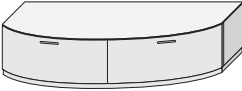




	M <sup>3</sup>	Codice Code	Rov. scuro Dark oak	Ciliegio / Rov. chiaro Cherry / Light oak	Lacc. avorio opaco "Avorio" matt lacq.	Lacc. opaco Matt lacq.	Lacc. lucido Gloss lacq.	Lacc. RAL opaco RAL matt lacq.		
<b>Base con cestone*</b> Con sistema frenante • non accostabile a colonne prof. 29,8 Base unit with deep drawer With decelerating system • cannot be fitted alongside tall elements D. 29.8										
 H 38.8										
 H 38.8										
		<b>Pd 57.5</b>								
 H 38.8										
		<b>Lw 45</b>	0,129	<b>064041</b>	<b>168</b>	<b>154</b>	<b>132</b>	<b>154</b>	<b>231</b>	<b>198</b>
		<b>Lw 60</b>	0,168	<b>064042</b>	<b>188</b>	<b>171</b>	<b>146</b>	<b>171</b>	<b>257</b>	<b>221</b>
		<b>Lw 90</b>	0,246	<b>064043</b>	<b>243</b>	<b>221</b>	<b>189</b>	<b>221</b>	<b>332</b>	<b>286</b>
<b>Base con cassettei*</b> Con sistema frenante • non accostabile a colonne prof. 29,8 Base unit with drawers With decelerating system • cannot be fitted alongside tall elements D. 29.8										
 H 38.8										
 H 38.8										
		<b>Pd 57.5</b>								
 H 38.8										
		<b>Lw 45</b>	0,129	<b>064046</b>	<b>194</b>	<b>177</b>	<b>152</b>	<b>177</b>	<b>266</b>	<b>227</b>
		<b>Lw 60</b>	0,168	<b>064047</b>	<b>213</b>	<b>194</b>	<b>166</b>	<b>194</b>	<b>291</b>	<b>249</b>
		<b>Lw 90</b>	0,246	<b>064048</b>	<b>249</b>	<b>227</b>	<b>195</b>	<b>227</b>	<b>341</b>	<b>293</b>
<b>Base ad angolo completa di top</b> • non componibile con la spalla • componibile solo con basi • aggiungere sempre il fianco di colleg. sui due lati Corner base unit with top • cannot be used with side • in compositions with base units only • always add a connecting panel on the two sides										
 H 40.3										
										
		<b>Pd 59.6</b>								
		<b>Lw 59.6</b>	0,180	<b>065315</b>	<b>134</b>	<b>134</b>	<b>115</b>	<b>134</b>	<b>201</b>	<b>175</b>



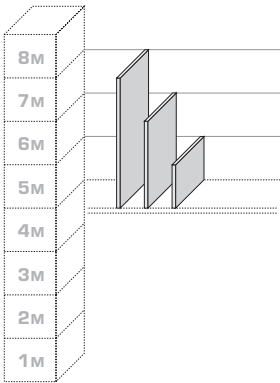
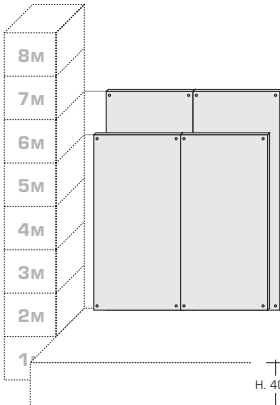
**Note:** \* Tra una base e l'altra inserire sempre un fianco di collegamento. Sui due fianchi a vista inserire sempre i fianchi di finitura.  
**Notes:** \* Always fit a connecting panel panel between base units. Always fit end panels on the two visible sides.

	M <sup>3</sup>	Codice Code	Sabbia "Sabbia"					
<b>Fianco di collegamento</b> • finitura "sabbia" Connecting panel • "sabbia" finish  								
<b>Pd 55.4</b> <b>Lw 3.1</b>	0,013	<b>051385</b>	<b>21</b>					
								
<b>Fianco laterale di finitura</b> End panel  			Ciliegio / Rov. scuro Cherry / Dark oak	Lacc. avorio opaco "Avorio" matt lacq.	Lacc. opaco Matt lacq.	Lacc. lucido bianco / antracite "Bianco" gloss lacq. / "antracite"	Lacc. RAL opaco RAL matt lacq.	
<b>Pd 12.8</b> <b>Lw 1.5</b> <sup>sx</sup> left	0,003	<b>051371</b>	<b>19</b>	<b>16</b>	<b>19</b>	<b>29</b>	<b>24</b>	
<b>Lw 1.5</b> <sup>dx</sup> right	0,003	<b>051372</b>	<b>19</b>	<b>16</b>	<b>19</b>	<b>29</b>	<b>24</b>	
								
<b>Pd 55.4</b> <b>Lw 1.5</b> <sup>sx</sup> left	0,009	<b>051379</b>	<b>32</b>	<b>27</b>	<b>32</b>	<b>48</b>	<b>42</b>	
<b>Lw 1.5</b> <sup>dx</sup> right	0,009	<b>051380</b>	<b>32</b>	<b>27</b>	<b>32</b>	<b>48</b>	<b>42</b>	
<b>Top per basi diritte con 2 scarichi per spalle</b> • (per basi inserite tra due spalle) Top for straight base units with 2 recessed edges for sides • (for base units fitted between two sides)  								
<b>Pd 57.5</b> <b>Lw 45</b>	0,018	<b>086241</b>	<b>52</b>	<b>45</b>	<b>52</b>	<b>78</b>	<b>68</b>	
<b>Lw 60</b>	0,023	<b>086242</b>	<b>60</b>	<b>51</b>	<b>60</b>	<b>90</b>	<b>78</b>	
<b>Lw 90</b>	0,034	<b>086244</b>	<b>77</b>	<b>66</b>	<b>77</b>	<b>116</b>	<b>100</b>	
<b>Lw 105</b>	0,039	<b>086245</b>	<b>88</b>	<b>75</b>	<b>88</b>	<b>132</b>	<b>115</b>	
<b>Lw 120</b>	0,044	<b>086246</b>	<b>98</b>	<b>83</b>	<b>98</b>	<b>147</b>	<b>127</b>	
<b>Lw 135</b>	0,049	<b>086247</b>	<b>107</b>	<b>92</b>	<b>107</b>	<b>161</b>	<b>139</b>	
<b>Lw 150</b>	0,055	<b>086248</b>	<b>118</b>	<b>100</b>	<b>118</b>	<b>177</b>	<b>153</b>	
<b>Lw 165</b>	0,060	<b>086249</b>	<b>128</b>	<b>109</b>	<b>128</b>	<b>192</b>	<b>166</b>	
<b>Lw 180</b>	0,065	<b>086250</b>	<b>136</b>	<b>115</b>	<b>136</b>	<b>204</b>	<b>177</b>	
<b>Lw 195</b>	0,070	<b>086251</b>	<b>146</b>	<b>124</b>	<b>146</b>	<b>219</b>	<b>189</b>	
<b>Lw 210</b>	0,076	<b>086252</b>	<b>154</b>	<b>131</b>	<b>154</b>	<b>231</b>	<b>200</b>	
<b>Lw 225</b>	0,081	<b>086253</b>	<b>163</b>	<b>138</b>	<b>163</b>	<b>245</b>	<b>212</b>	
<b>Lw 240</b>	0,086	<b>086254</b>	<b>173</b>	<b>147</b>	<b>173</b>	<b>260</b>	<b>225</b>	



		M <sup>3</sup>	Codice Code		Ciliegio / Rov. scuro Cherry / Dark oak	Lacc. avorio opaco "Avorio" matt lacq.	Lacc. opaco Matt lacq.	Lacc. lucido bianco / antracite "Bianco" gloss lacq. / "antracite"	Lacc. RAL opaco RAL matt lacq.	
<b>Top per basi diritte con 1 scarico per spalla</b> • (specificare posizione scanco dx o sx) Top for straight base units with 1 recessed edge for side • (kindly specify right/left recessed edge)										
			<b>Pd 57.5</b>							
			<b>sx</b> left	<b>dx</b> right						
		<b>Lw 45</b>	0,018	<b>086201</b> <b>086221</b>	52	45	52	78	68	
		<b>Lw 60</b>	0,034	<b>086202</b> <b>086222</b>	60	51	60	90	78	
		<b>Lw 90</b>	0,044	<b>086204</b> <b>086224</b>	77	66	77	116	100	
		<b>Lw 105</b>	0,055	<b>086205</b> <b>086225</b>	88	75	88	132	115	
		<b>Lw 120</b>	0,065	<b>086206</b> <b>086226</b>	98	83	98	147	127	
		<b>Lw 135</b>	0,076	<b>086207</b> <b>086227</b>	107	92	107	161	139	
		<b>Lw 150</b>	0,086	<b>086208</b> <b>086228</b>	118	100	118	177	153	
		<b>Lw 165</b>	0,023	<b>086209</b> <b>086229</b>	128	109	128	192	166	
		<b>Lw 180</b>	0,039	<b>086210</b> <b>086230</b>	136	115	136	204	177	
		<b>Lw 195</b>	0,049	<b>086211</b> <b>086231</b>	146	124	146	219	189	
		<b>Lw 210</b>	0,06	<b>086212</b> <b>086232</b>	154	131	154	231	200	
		<b>Lw 225</b>	0,07	<b>086213</b> <b>086233</b>	163	138	163	245	212	
		<b>Lw 240</b>	0,081	<b>086214</b> <b>086234</b>	173	147	173	260	225	
<b>Top per basi diritte</b> Top for straight base units										
				<b>Pd 57.5</b>						
		<b>Lw 45</b>	0,018	<b>086181</b>	52	45	52	78	68	
		<b>Lw 60</b>	0,023	<b>086182</b>	60	51	60	90	78	
		<b>Lw 90</b>	0,034	<b>086184</b>	77	66	77	116	100	
		<b>Lw 105</b>	0,039	<b>086185</b>	88	75	88	132	115	
		<b>Lw 120</b>	0,044	<b>086186</b>	98	83	98	147	127	
		<b>Lw 135</b>	0,049	<b>086187</b>	107	92	107	161	139	
		<b>Lw 150</b>	0,055	<b>086188</b>	118	100	118	177	153	
		<b>Lw 165</b>	0,060	<b>086189</b>	128	109	128	192	166	
		<b>Lw 180</b>	0,065	<b>086190</b>	136	115	136	204	177	
		<b>Lw 195</b>	0,070	<b>086191</b>	146	124	146	219	189	
		<b>Lw 210</b>	0,076	<b>086192</b>	154	131	154	231	200	
		<b>Lw 225</b>	0,081	<b>086193</b>	163	138	163	245	212	
		<b>Lw 240</b>	0,086	<b>086194</b>	173	147	173	260	225	
<b>Mensola a muro (al metro lineare)</b> • misura massima 300 cm Wall-hung shelf (per metre) • maximum length 300 cm										
				<b>Pd 30</b>						
		<b>Hh 3.0</b>	0,026	<b>085923</b>	60	51	60	90	78	
					Ciliegio / Rov. scuro / Rov. chiaro Cherry / Dark oak / Light oak	Lacc. avorio opaco "Avorio" matt lacq.	Lacc. opaco Matt lacq.	Lacc. lucido Gloss lacq.	Lacc. RAL opaco RAL matt lacq.	

	M <sup>3</sup>	Codice Code	Ciliegio / Rov. chiaro Cherry / Light oak	Lacc. avorio opaco "Avorio" matt lacq.	Lacc. opaco Matt lacq.	Lacc. lucido bianco / antracite "Bianco" gloss lacq. / "antracite"	Lacc. RAL opaco RAL matt lacq.		
<p><b>Basi curve con fianchi finiti non componibili con altri articoli</b></p> <ul style="list-style-type: none"> <li>• non componibili comprensive di zoccolo, top e fianchi di finitura</li> <li>• top e fianchi solo ciliegio, avorio, laccati Elve e RAL</li> </ul> <p>Rounded base units with finished sides, not modular</p> <ul style="list-style-type: none"> <li>• not modular; include plinth, top and end panels</li> <li>• top and end panels available in cherry, "avorio", Elve and RAL lacquers</li> </ul>									
<p><b>base da 120</b> 120 cm base unit</p>  <p>H 40.3</p>		<b>P<sub>D</sub> 57.5</b> <b>Lw 120</b>	0,383	<b>063021</b>	553	472	553	830	717
<p><b>base da 180</b> 180 cm base unit</p>  <p>H 40.3</p>		<b>P<sub>D</sub> 57.5</b> <b>Lw 180</b>	0,560	<b>063031</b>	777	661	777	1.165	1.004
<p><b>Basi curve accostabili ad un solo fianco</b></p> <ul style="list-style-type: none"> <li>• non componibili comprensive di zoccolo, top e fianchi di finitura</li> <li>• top e fianchi solo ciliegio, avorio, laccati Elve e RAL</li> </ul> <p>Rounded base units to be fitted adjacent to one side only</p> <ul style="list-style-type: none"> <li>• not modular; include plinth, top and end panels</li> <li>• top and end panels available in cherry, "avorio", Elve and RAL lacquers</li> </ul>									
<p><b>base da 120 - specificare lato accostamento</b> 120 cm base unit - specify on which side the composition continues</p>  <p>H 40.3</p> <p>dx right</p>		<b>P<sub>D</sub> 57.5</b> <b>Lw 120<sup>sx</sup><sub>left</sub></b> <b>Lw 120<sup>dx</sup><sub>right</sub></b>	0,376	<b>063022</b>	524	447	524	786	680
<p><b>base da 180 - specificare lato accostamento</b> 180 cm base unit - specify on which side the composition continues</p>  <p>H 40.3</p> <p>dx right</p>		<b>P<sub>D</sub> 57.5</b> <b>Lw 180<sup>sx</sup><sub>left</sub></b> <b>Lw 180<sup>dx</sup><sub>right</sub></b>	0,553	<b>063032</b>	748	636	748	1.121	967
<p><b>base da 180<sup>dx</sup><sub>right</sub></b></p> <td>0,553</td> <td><b>063033</b></td> <td>748</td> <td>636</td> <td>748</td> <td>1.121</td> <td>967</td>	0,553	<b>063033</b>	748	636	748	1.121	967		
<p><b>Basi curve posizionabili tra due fianchi</b></p> <ul style="list-style-type: none"> <li>• non componibili comprensive di zoccolo, top e fianchi di finitura</li> <li>• top e fianchi solo ciliegio, avorio, laccati Elve e RAL</li> </ul> <p>Rounded base units to fit between two sides</p> <ul style="list-style-type: none"> <li>• not modular; include plinth, top and end panels</li> <li>• top and end panels available in cherry, "avorio", Elve and RAL lacquers</li> </ul>									
<p><b>base da 120 - per vano unico da 120</b> 120 cm base unit - for single 120 cm compartment</p>  <p>H 40.3</p> <p>dx right</p>		<b>P<sub>D</sub> 57.5</b> <b>Lw 120</b>	0,369	<b>063024</b>	495	422	495	742	643
<p><b>base da 180 - per vani sovrapposti es. 90+90</b> 180 cm base unit - for adjacent modules, e.g. 90+90</p>  <p>H 40.3</p> <p>dx right</p>		<b>P<sub>D</sub> 57.5</b> <b>Lw 180</b>	0,546	<b>063034</b>	719	611	719	1.077	930

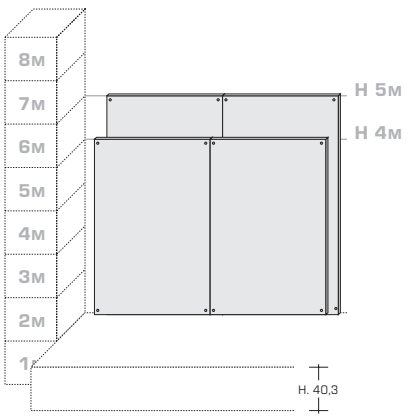
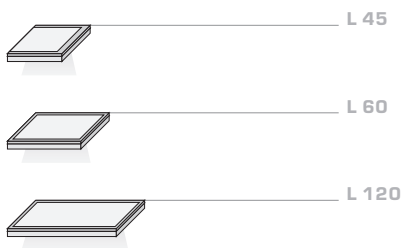
	M <sup>3</sup>	Codice Code	Ciliegio / Rov. scuro Cherry / Dark oak	Lacc. avorio opaco "Avorio" matt lacq.	Lacc. opaco Matt lacq.	Lacc. lucido bianco / antracite "Bianco" gloss lacq. / "antracite"	Lacc. RAL opaco RAL matt lacq.
<b>Ponti armati</b> • solo per spalla prof. 42,6 Bridging unit frames • only for 42.6 cm deep supporting side							
 L 131.9 <b>Pd 41.8</b>							
 L 176.9 <b>Lw 131.9</b>	0,067	<b>079074</b>	<b>138</b>	<b>118</b>	<b>138</b>	<b>207</b>	<b>180</b>
	0,089	<b>079075</b>	<b>171</b>	<b>145</b>	<b>171</b>	<b>257</b>	<b>222</b>
<b>Spalle per sopra ponte</b> • solo per spalla prof. 42,6 Sides to fit on bridging units • only D. 42.6							
 H 108.7 H 73.5 H 38.3 <b>Pd 42.6</b>							
<b>Hh 108.7</b>	0,038	<b>051053</b>	<b>80</b>	<b>68</b>	<b>80</b>	<b>120</b>	<b>104</b>
<b>Hh 73.5</b>	0,026	<b>051052</b>	<b>62</b>	<b>53</b>	<b>62</b>	<b>93</b>	<b>81</b>
<b>Hh 38.3</b>	0,026	<b>051051</b>	<b>44</b>	<b>37</b>	<b>44</b>	<b>66</b>	<b>57</b>
<b>Pannelli sotto ponte L. 135</b> • da posiz. sempre sopra delle basi e da fissare a muro Panels to fit below bridging units W. 135 • must always be fitted above base units and fixed to the wall							
 H 5m H 4m <b>Lw 131.9</b>							
<b>Hh 166.8</b>	0,100	<b>055255</b>	<b>156</b>	<b>133</b>	<b>156</b>	<b>234</b>	<b>203</b>
<b>Hh 131.7</b>	0,079	<b>055254</b>	<b>127</b>	<b>108</b>	<b>127</b>	<b>191</b>	<b>165</b>

Note: Schiene e ripiani di serie vedi rispettivamente pag. 20 e pag. 23

Maggiorazione per taglio in altezza di una spalla: 29

Notes: Standard backs and shelves, see pages 20 and 23 respectively

Surcharge for height reduction of one side: 29

	M <sup>3</sup>	Codice Code	Ciliegio / Rov. scuro Cherry / Dark oak	Lacc. avorio opaco "Avorio" matt lacq.	Lacc. opaco Matt lacq.	Lacc. lucido bianco / antracite "Bianco" gloss lacq. / "antracite"	Lacc. RAL opaco RAL matt lacq.
<p><b>Pannelli sotto ponte L. 180</b></p> <ul style="list-style-type: none"> <li>• da posizionare sempre sopra delle basi</li> </ul> <p>Panels to fit below bridging units W. 180</p> <ul style="list-style-type: none"> <li>• must always be fitted above base units</li> </ul> 							
<b>Lw 176.9</b>							
<b>Hh 166.8</b>	0,130	<b>055260</b>	<b>197</b>	<b>167</b>	<b>197</b>	<b>296</b>	<b>256</b>
<b>Hh 131.7</b>	0,104	<b>055259</b>	<b>160</b>	<b>136</b>	<b>160</b>	<b>240</b>	<b>208</b>
<p><b>Mensola luminosa da 45/60/120</b></p> <ul style="list-style-type: none"> <li>• portata massima 3 Kg.</li> </ul> <p>Shelf with light, W. 45/60/120</p> <ul style="list-style-type: none"> <li>• maximum capacity 3 Kg.</li> </ul> 							
<b>Pd 20</b>							
<b>Lw 45</b>	0,01	<b>096421</b>	<b>251</b>				
<b>Lw 60</b>	0,013	<b>096422</b>	<b>283</b>				
<b>Lw 120</b>	0,024	<b>096424</b>	<b>428</b>				

### Esempi di ponti composti

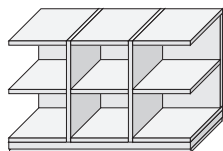
Examples of assembled bridging units

#### Proposta 1

**Lw 131,9 - Hh 79,5 - Pd 42,6**

Proposal

M<sup>3</sup> 0,278



Rev. scuro Dark oak	Ciliegio Cherry	Lacc. avorio opaco "Avorio" matt lacq.	Lacc. opaco Matt. lacq.	Lacc. lucido bianco / antracite "Bianco" gloss lacq. / "antracite"	Lacc. RAL opaco RAL matt lacq.
733	733	617	733	1.101	951

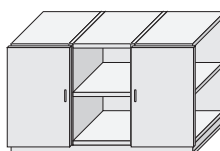
solo prof. 42,6  
only D. 42.6

#### Proposta 2

**Lw 131.9 - Hh 79.5 - Pd 42.6**

Proposal

M<sup>3</sup> 0,322



Rev. scuro Dark oak	Ciliegio Cherry	Lacc. avorio opaco "Avorio" matt lacq.	Lacc. opaco Matt. lacq.	Lacc. lucido bianco / antracite "Bianco" gloss lacq. / "antracite"	Lacc. RAL opaco RAL matt lacq.
885	871	737	871	1.303	1.131

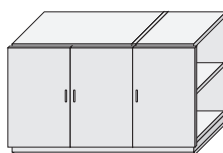
solo prof. 42,6  
only D. 42.6

#### Proposta 3

**Lw 131.9 - Hh 79.5 - Pd 42.6**

Proposal

M<sup>3</sup> 0,325



Rev. scuro Dark oak	Ciliegio Cherry	Lacc. avorio opaco "Avorio" matt lacq.	Lacc. opaco Matt. lacq.	Lacc. lucido bianco / antracite "Bianco" gloss lacq. / "antracite"	Lacc. RAL opaco RAL matt lacq.
838	817	696	817	1.220	1.062

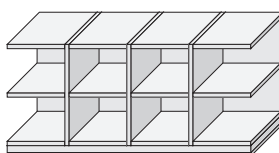
solo prof. 42,6  
only D. 42.6

#### Proposta 4

**Lw 176.9 - Hh 79.5 - Pd 42.6**

Proposal

M<sup>3</sup> 0,375



Rev. scuro Dark oak	Ciliegio Cherry	Lacc. avorio opaco "Avorio" matt lacq.	Lacc. opaco Matt. lacq.	Lacc. lucido bianco / antracite "Bianco" gloss lacq. / "antracite"	Lacc. RAL opaco RAL matt lacq.
985	985	828	985	1.480	1.277

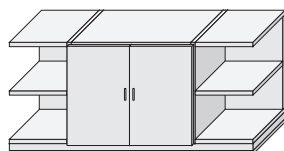
solo prof. 42,6  
only D. 42.6

#### Proposta 5

**Lw 176.9 - Hh 79.5 - Pd 42.6**

Proposal

M<sup>3</sup> 0,400



Rev. scuro Dark oak	Ciliegio Cherry	Lacc. avorio opaco "Avorio" matt lacq.	Lacc. opaco Matt. lacq.	Lacc. lucido bianco / antracite "Bianco" gloss lacq. / "antracite"	Lacc. RAL opaco RAL matt lacq.
1.014	1.000	847	1.000	1.498	1.298

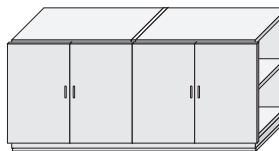
solo prof. 42,6  
only D. 42.6

#### Proposta 6

**Lw 176.9 - Hh 79.5 - Pd 42.6**

Proposal

M<sup>3</sup> 0,425



Rev. scuro Dark oak	Ciliegio Cherry	Lacc. avorio opaco "Avorio" matt lacq.	Lacc. opaco Matt. lacq.	Lacc. lucido bianco / antracite "Bianco" gloss lacq. / "antracite"	Lacc. RAL opaco RAL matt lacq.
1.043	1.015	866	1.015	1.516	1.319

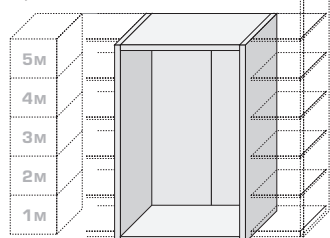
solo prof. 42,6  
only D. 42.6

### Portale sporgente P. 58,6 H. 181

- completo di schienale
- disponibile solo con struttura ciliegio, rovere chiaro o scuro
- non è possibile inserire ante o binari nei vani adiacenti al portale

Projecting frame element D. 58.6 H. 181

- with back panel
- available with cherry, light or dark oak structure only
- it is not possible to fit doors or tracks in modules adjacent to the frame element



**Pd 58.6**

**Lw 123.1**

0,364

**079007**

740

717

740

817

786

**Lw 138.1**

0,388

**079008**

769

744

769

851

818

**Pd 58.6**

**Lw 123.1**

0,364

**079007**

814

775

798

875

844

**Lw 138.1**

0,388

**079008**

848

806

831

913

880

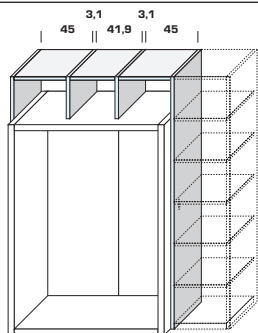
ATTORNO AL PORTALE DI SERIE NON SI POSSONO INSERIRE ANTE, CASSETTI ESTERNI O BASI  
DOORS, DRAWERS AND BASE UNITS CANNOT BE INSTALLED AROUND A STANDARD FRAME ELEMENT

### INSERIMENTO DI ANTE, BASI O CASSETTI ACCANTO AL PORTALE

- Per inserire dei frontali o basi accanto al portale, è necessario interporre un fianco tra la colonna ed il portale.
- Per fare questo è necessario che i ripiani che vanno agganciati a questo fianco, siano 3,1 cm più larghi rispetto a quelli di serie.

FITTING DOORS, BASE UNITS AND DRAWERS ALONGSIDE THE FRAME ELEMENT

- To fit fronts or base units alongside the frame element, it is necessary to fit a side between the tall element and the frame element.
- To do this it is necessary that the shelves that are attached to this side are 3.1 cm wider than standard ones.

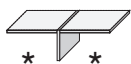


### Soluzioni sopraportale per l'inserimento del portale tra due spalle

Solutions above the frame element to fit the frame element between two supporting sides

#### Proposta Proposal P1

**Lw 123.1 - Hh 35.2**

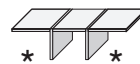


s/schiena  
w/o back panels  
c/schiena  
w/back panels

Ciliegio / Rov. scuro Cherry / Dark oak	Lacc. avorio opaco "Avorio" matt lacq.	Lacc. opaco Matt lacq.	Lacc. lucido bianco / antracite "Bianco" gloss lacq. / "antracite"	Lacc. RAL opaco RAL matt lacq.
229	204	229	315	281
355	320	355	475	429

#### Proposta Proposal P11

**Lw 138.1 - Hh 35.2**

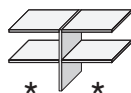


s/schiena  
w/o back panels  
c/schiena  
w/back panels

Ciliegio / Rov. scuro Cherry / Dark oak	Lacc. avorio opaco "Avorio" matt lacq.	Lacc. opaco Matt lacq.	Lacc. lucido bianco / antracite "Bianco" gloss lacq. / "antracite"	Lacc. RAL opaco RAL matt lacq.
286	251	286	401	350
415	369	415	567	499

#### Proposta Proposal P2

**Lw 123.1 - Hh 70.4**

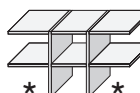


s/schiena  
w/o back panels  
c/schiena  
w/back panels

Ciliegio / Rov. scuro Cherry / Dark oak	Lacc. avorio opaco "Avorio" matt lacq.	Lacc. opaco Matt lacq.	Lacc. lucido bianco / antracite "Bianco" gloss lacq. / "antracite"	Lacc. RAL opaco RAL matt lacq.
432	387	432	590	530
598	537	598	810	730

#### Proposta Proposal P12

**Lw 138.1 - Hh 70.4**

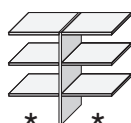


s/schiena  
w/o back panels  
c/schiena  
w/back panels

Ciliegio / Rov. scuro Cherry / Dark oak	Lacc. avorio opaco "Avorio" matt lacq.	Lacc. opaco Matt lacq.	Lacc. lucido bianco / antracite "Bianco" gloss lacq. / "antracite"	Lacc. RAL opaco RAL matt lacq.
520	460	520	722	636
687	608	687	945	835

#### Proposta Proposal P3

**Lw 123.1 - Hh 105.6**

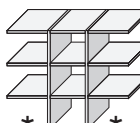


s/schiena  
w/o back panels  
c/schiena  
w/back panels

Ciliegio / Rov. scuro Cherry / Dark oak	Lacc. avorio opaco "Avorio" matt lacq.	Lacc. opaco Matt lacq.	Lacc. lucido bianco / antracite "Bianco" gloss lacq. / "antracite"	Lacc. RAL opaco RAL matt lacq.
637	572	637	869	781
841	754	841	1.147	1.029

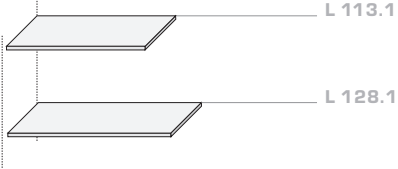
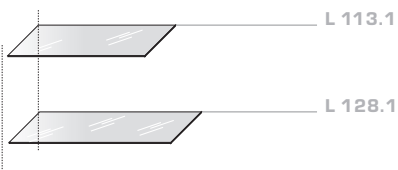
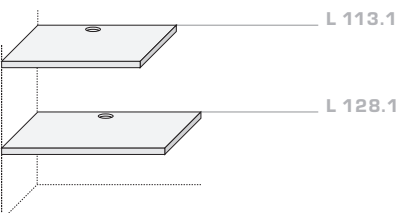
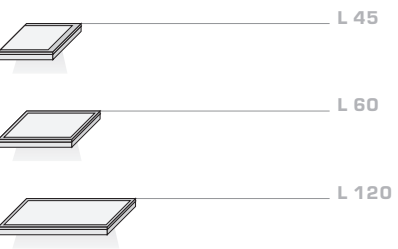
#### Proposta Proposal P13

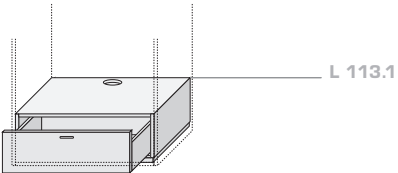
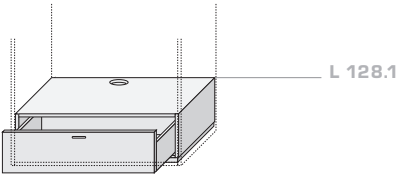
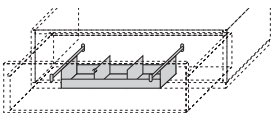
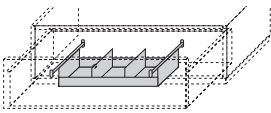
**Lw 138.1 - Hh 105.6**



s/schiena  
w/o back panels  
c/schiena  
w/back panels

Ciliegio / Rov. scuro Cherry / Dark oak	Lacc. avorio opaco "Avorio" matt lacq.	Lacc. opaco Matt lacq.	Lacc. lucido bianco / antracite "Bianco" gloss lacq. / "antracite"	Lacc. RAL opaco RAL matt lacq.
758	673	758	1.051	926
960	852	960	1.329	1.173

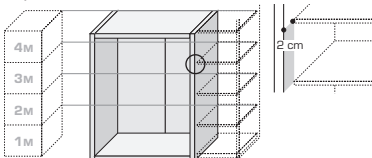
	M <sup>3</sup>	Codice Code	Ciliegio Cherry	Rov. chiaro Light oak	Rov. scuro Dark oak		
<b>Ripiani legno per portale H 3,1</b> Wooden shelves for frame element H 3.1							
		<b>Pd 56.6</b>					
<b>Lw 113.1</b>	0,052	<b>053105</b>	<b>93</b>	<b>93</b>	<b>102</b>		
<b>Lw 128.1</b>	0,059	<b>053106</b>	<b>103</b>	<b>103</b>	<b>113</b>		
<b>Ripiani vetro per portale H 0,8</b> Glass shelves for frame element H 0.8							
		<b>Pd 40</b>					
<b>Lw 113.1</b>	0,019	<b>053338</b>					<b>33</b>
<b>Lw 128.1</b>	0,022	<b>053339</b>					<b>38</b>
<b>Ripiano porta TV per portale sporgente H 5</b> • con foro passacavi TV shelf for projecting frame element H 5 • with cable ducting hole							
		<b>Pd 56.6</b>					
<b>Lw 113.1</b>	0,067	<b>053115</b>	<b>104</b>	<b>104</b>	<b>114</b>		
<b>Lw 128.1</b>	0,075	<b>053116</b>	<b>116</b>	<b>116</b>	<b>128</b>		
<b>Mensola luminosa da 45/60/120 H 5</b> • portata massima 3 Kg. Shelf with light, W. 45/60/120 H 5 • maximum capacity 3 Kg.							
		<b>Pd 20</b>					
<b>Lw 45</b>	0,01	<b>096421</b>	<b>251</b>				
<b>Lw 60</b>	0,013	<b>096422</b>	<b>283</b>				
<b>Lw 120</b>	0,024	<b>096424</b>	<b>428</b>				

	M <sup>3</sup>	Codice Code	Ciliegio Cherry	Rov. chiaro Light oak	Rov. scuro Dark oak			
<p><b>Base per portale H 35,2</b></p> <ul style="list-style-type: none"> <li>• con tappo passacavi</li> </ul> <p>Base unit for frame element H 35.2</p> <ul style="list-style-type: none"> <li>• with cable ducting hole plug</li> </ul>								
 <p>L 113.1</p>								
 <p>L 128.1</p>		<b>P<sub>D</sub> 56.5</b>						
		<b>Lw 113.1</b>	0,277	<b>065651</b>	<b>295</b>	<b>295</b>	<b>324</b>	
		<b>Lw 128.1</b>	0,312	<b>065652</b>	<b>322</b>	<b>322</b>	<b>354</b>	
<p><b>Vassoio porta CD H 35,2</b></p> <ul style="list-style-type: none"> <li>• (inseribile solo sulla base per portale)</li> </ul> <p>CD rack H 35.2</p> <ul style="list-style-type: none"> <li>• (can only be fitted on base unit for frame element)</li> </ul>								
		<b>P<sub>D</sub> 56.5</b>						
		<b>Lw 128.1</b>	0,009	<b>065655</b>	<b>33</b>			
<p><b>Vassoio porta VHS H 35,2</b></p> <ul style="list-style-type: none"> <li>• (inseribile solo sulla base per portale)</li> </ul> <p>VHS rack H 35.2</p> <ul style="list-style-type: none"> <li>• (can only be fitted on base unit for frame element)</li> </ul>								
		<b>P<sub>D</sub> 56.5</b>						
		<b>Lw 128.1</b>	0,013	<b>065656</b>	<b>35</b>			



	M <sup>3</sup>	Codice Code	FIN. SCHIENALE FINISH OF BACKS						
			Ciliegio / Rov. scuro / Rov. chiaro Cherry / Dark oak / Light oak	Lacc. avorio opaco "Avorio" matt lacq.	Lacc. opaco Matt lacq.	Lacc. lucido Gloss lacq.	Lacc. RAL opaco RAL matt lacq.		
<b>Portale a filo struttura H 145,9</b> • completo di schienale • disponibile solo con struttura ciliegio, rovere chiaro o scuro • non è possibile inserire ante o binari nei vani adiacenti al portale Frame element flush with structure H 145,9 • with back panel • available with cherry, light or dark oak structure only • it is not possible to fit doors or tracks in modules adjacent to the frame element		<b>Pd 44.5</b>	<b>Struttura ciliegio - rovere chiaro</b> Cherry structure - light oak						
		<b>Lw 123.1</b>	0,262	<b>079003</b>	<b>585</b>	<b>566</b>	<b>585</b>	<b>646</b>	<b>621</b>
		<b>Lw 138.1</b>	0,282	<b>079004</b>	<b>616</b>	<b>595</b>	<b>616</b>	<b>683</b>	<b>657</b>
		<b>Pd 44.5</b>	<b>Struttura rovere scuro</b> Dark oak structure						
		<b>Lw 123.1</b>	0,262	<b>079003</b>	<b>645</b>	<b>614</b>	<b>633</b>	<b>694</b>	<b>669</b>
		<b>Lw 138.1</b>	0,282	<b>079004</b>	<b>678</b>	<b>643</b>	<b>664</b>	<b>731</b>	<b>705</b>

ATTORNO AL PORTALE DI SERIE NON SI POSSONO INSERIRE ANTE, CASSETTI ESTERNI O BASI  
DOORS, DRAWERS AND BASE UNITS CANNOT BE INSTALLED AROUND A STANDARD FRAME ELEMENT

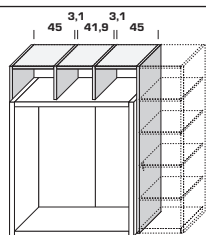


### INSERIMENTO DI ANTE, BASI O CASSETTI ACCANTO AL PORTALE

- Per inserire dei frontali o basi accanto al portale, è necessario interporre un fianco tra la colonna ed il portale.
- Per fare questo è necessario che i ripiani che vanno agganciati a questo fianco, siano 3,1 cm più larghi rispetto a quelli di serie.

### FITTING DOORS, BASE UNITS AND DRAWERS ALONGSIDE THE FRAME ELEMENT

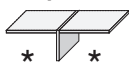
- To fit fronts or base units alongside the frame element, it is necessary to fit a side between the tall element and the frame element.
- To do this it is necessary that the shelves that are attached to this side are 3.1 cm wider than standard ones.



### Soluzioni sopraportale per l'inserimento del portale tra due spalle - Solutions above the frame element to fit the frame element between two supporting sides

#### Proposta Proposal P21

**Lw 123.1 - Hh 35.2**



s/schiene  
w/o back panels  
c/schiene  
w/ back panels

	Ciliegio / Rov. scuro Cherry / Dark oak	Lacc. avorio opaco "Avorio" matt lacq.	Lacc. opaco Matt lacq.	Lacc. lucido bianco / antracite "Bianco" gloss lacq. / "antracite"	Lacc. RAL opaco RAL matt lacq.
s/schiene w/o back panels	229	204	229	315	281
c/schiene w/ back panels	355	320	355	475	429

#### Proposta Proposal P31

**Lw 138.1 - Hh 35.2**

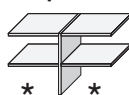


s/schiene  
w/o back panels  
c/schiene  
w/ back panels

	Ciliegio / Rov. scuro Cherry / Dark oak	Lacc. avorio opaco "Avorio" matt lacq.	Lacc. opaco Matt lacq.	Lacc. lucido bianco / antracite "Bianco" gloss lacq. / "antracite"	Lacc. RAL opaco RAL matt lacq.
s/schiene w/o back panels	286	251	286	401	350
c/schiene w/ back panels	415	369	415	567	499

#### Proposta Proposal P22

**Lw 123.1 - Hh 70.4**

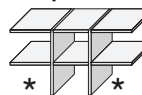


s/schiene  
w/o back panels  
c/schiene  
w/ back panels

	Ciliegio / Rov. scuro Cherry / Dark oak	Lacc. avorio opaco "Avorio" matt lacq.	Lacc. opaco Matt lacq.	Lacc. lucido bianco / antracite "Bianco" gloss lacq. / "antracite"	Lacc. RAL opaco RAL matt lacq.
s/schiene w/o back panels	432	387	432	590	530
c/schiene w/ back panels	598	537	598	810	730

#### Proposta Proposal P32

**Lw 138.1 - Hh 70.4**

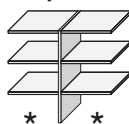


s/schiene  
w/o back panels  
c/schiene  
w/ back panels

	Ciliegio / Rov. scuro Cherry / Dark oak	Lacc. avorio opaco "Avorio" matt lacq.	Lacc. opaco Matt lacq.	Lacc. lucido bianco / antracite "Bianco" gloss lacq. / "antracite"	Lacc. RAL opaco RAL matt lacq.
s/schiene w/o back panels	520	460	520	722	636
c/schiene w/ back panels	687	608	687	945	835

#### Proposta Proposal P23

**Lw 123.1 - Hh 105.6**

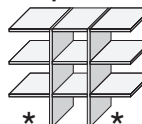


s/schiene  
w/o back panels  
c/schiene  
w/ back panels

	Ciliegio / Rov. scuro Cherry / Dark oak	Lacc. avorio opaco "Avorio" matt lacq.	Lacc. opaco Matt lacq.	Lacc. lucido bianco / antracite "Bianco" gloss lacq. / "antracite"	Lacc. RAL opaco RAL matt lacq.
s/schiene w/o back panels	637	572	637	869	781
c/schiene w/ back panels	841	754	841	1.147	1.029

#### Proposta Proposal P33

**Lw 138.1 - Hh 105.6**

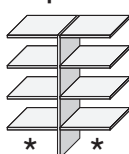


s/schiene  
w/o back panels  
c/schiene  
w/ back panels

	Ciliegio / Rov. scuro Cherry / Dark oak	Lacc. avorio opaco "Avorio" matt lacq.	Lacc. opaco Matt lacq.	Lacc. lucido bianco / antracite "Bianco" gloss lacq. / "antracite"	Lacc. RAL opaco RAL matt lacq.
s/schiene w/o back panels	758	673	758	1.051	926
c/schiene w/ back panels	960	852	960	1.329	1.173

#### Proposta Proposal P24

**Lw 123.1 - Hh 140.8**

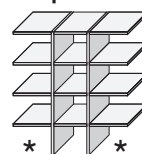


s/schiene  
w/o back panels  
c/schiene  
w/ back panels

	Ciliegio / Rov. scuro Cherry / Dark oak	Lacc. avorio opaco "Avorio" matt lacq.	Lacc. opaco Matt lacq.	Lacc. lucido bianco / antracite "Bianco" gloss lacq. / "antracite"	Lacc. RAL opaco RAL matt lacq.
s/schiene w/o back panels	856	765	856	1.168	1.056
c/schiene w/ back panels	1.098	979	1.098	1.502	1.352

#### Proposta Proposal P34

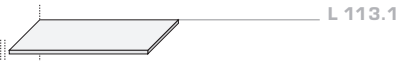
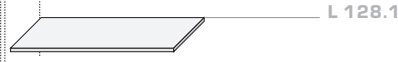





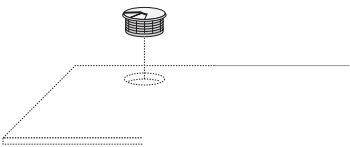
**Lw 138.1 - Hh 140.8**

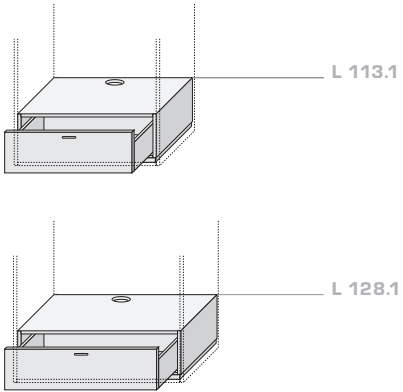
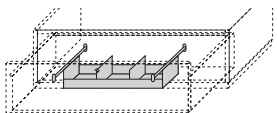
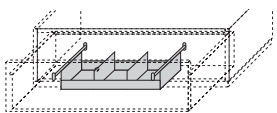


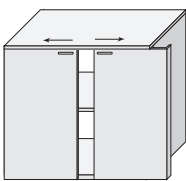
s/schiene  
w/o back panels  
c/schiene  
w/ back panels

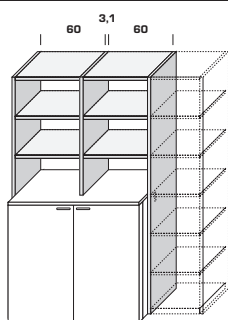
	Ciliegio / Rov. scuro Cherry / Dark oak	Lacc. avorio opaco "Avorio" matt lacq.	Lacc. opaco Matt lacq.	Lacc. lucido bianco / antracite "Bianco" gloss lacq. / "antracite"	Lacc. RAL opaco RAL matt lacq.
s/schiene w/o back panels	1.024	902	1.024	1.420	1.264
c/schiene w/ back panels	1.262	1.110	1.262	1.754	1.557

Note: \* Moduli con larghezza fuori misura  
Notes: \* Modules with custom-sized widths

	M <sup>3</sup>	Codice Code	Ciliegio Cherry	Rov. chiaro Light oak	Rov. scuro Dark oak		
<b>Ripiani legno per portale H 3,1</b> Wooden shelves for frame element H 3.1							
 L 113.1		<b>P<sub>D</sub> 42.5</b>					
 L 128.1	<b>Lw 113.1</b>	0,04	<b>053101</b>	<b>78</b>	<b>78</b>	<b>86</b>	
	<b>Lw 128.1</b>	0,045	<b>053102</b>	<b>85</b>	<b>85</b>	<b>94</b>	
<b>Ripiani vetro per portale H 0,8</b> Glass shelves for frame element H 0.8							
 L 113.1		<b>P<sub>D</sub> 40</b>					
 L 128.1	<b>Lw 113.1</b>	0,019	<b>053338</b>	<b>33</b>			
	<b>Lw 128.1</b>	0,022	<b>053339</b>	<b>38</b>			
<b>Mensola luminosa da 45/60/120 H 5</b> • portata massima 3 Kg. Shelf with light, W. 45/60/120 H 5 • maximum capacity 3 Kg.							
 L 45		<b>P<sub>D</sub> 20</b>					
 L 60	<b>Lw 45</b>	0,01	<b>096421</b>	<b>251</b>			
 L 120	<b>Lw 60</b>	0,013	<b>096422</b>	<b>283</b>			
	<b>Lw 120</b>	0,024	<b>096424</b>	<b>428</b>			
<b>Tappo passacavi H 2,4</b> • finitura cromo (specificare posizione per foratura) Cable ducting hole plug H 2.4 • chrome finish (please specify the position of holes)							
		<b>P<sub>D</sub> 9.1</b>					
	<b>Lw 9.1</b>	0,001	<b>096030</b>	<b>15</b>			

	M <sup>3</sup>	Codice Code	Ciliegio Cherry	Rov. chiaro Light oak	Rov. scuro Dark oak		
<p><b>Base per portale H 35,2</b></p> <ul style="list-style-type: none"> <li>• con tappo passacavi</li> </ul> <p>Base unit for frame element H 35.2</p> <ul style="list-style-type: none"> <li>• with cable ducting hole plug</li> </ul>  <p><b>Pd 56.5</b></p> <p><b>Lw 113.1</b> 0,277 <b>065651</b> 295 295 324</p> <p><b>Lw 128.1</b> 0,312 <b>065652</b> 322 322 354</p>							
<p><b>Vassoio porta CD H 35,2</b></p> <ul style="list-style-type: none"> <li>• (inseribile solo sulla base per portale)</li> </ul> <p>CD rack H 35.2</p> <ul style="list-style-type: none"> <li>• (can only be fitted on base unit for frame element)</li> </ul>  <p><b>Pd 56.5</b></p> <p><b>Lw 128.1</b> 0,009 <b>065655</b> 33</p>							
<p><b>Vassoio porta VHS H 35,2</b></p> <ul style="list-style-type: none"> <li>• (inseribile solo sulla base per portale)</li> </ul> <p>VHS rack H 35.2</p> <ul style="list-style-type: none"> <li>• (can only be fitted on base unit for frame element)</li> </ul>  <p><b>Pd 56.5</b></p> <p><b>Lw 128.1</b> 0,013 <b>065656</b> 35</p>							

	M <sup>3</sup>	Codice Code	Row. scuro	Ciliegio/ Row. chiaro	Lacc. avorio opaco	Lacc. opaco	Lacc. lucido	Lacc. RAL
			Dark oak	Cherry / Light oak	"Avorio" matt lacq.	Matt lacq.	Gloss lacq.	RAL matt lacq.
<p><b>Porta TV ante a sbalzo H 112,2</b></p> <ul style="list-style-type: none"> <li>dotazione int.: 1 ripiano sp. 5 cm con foro passacavi</li> </ul> <p>TV cabinet with doors for projecting top H 112.2</p> <ul style="list-style-type: none"> <li>Int. fittings: 1 shelf, 5 cm thick with cable ducting hole</li> </ul>								
 <p><b>Pd 66.1</b></p> <p><b>Lw 123.1</b></p>	0,581	<b>065603</b>	<b>1.549</b>	<b>1.539</b>	<b>1.312</b>	<b>1.539</b>	<b>2.309</b>	<b>2.001</b>



### INSERIMENTO DI ANTE, BASI O CASSETTI ACCANTO AL PORTALE

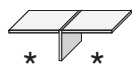
- Per inserire dei frontali o basi accanto al portale, è necessario interporre un fianco tra la colonna ed il portale.
- Per fare questo è necessario che i ripiani che vanno agganciati a questo fianco, siano 3,1 cm più larghi rispetto a quelli di serie.

### FITTING DOORS, BASE UNITS AND DRAWERS ALONGSIDE THE FRAME ELEMENT

- To fit fronts or base units alongside the frame element, it is necessary to fit a side between the tall element and the frame element.
- To do this it is necessary that the shelves that are attached to this side are 3.1 cm wider than standard ones.

### Soluzioni sopraportale per l'inserimento del portale tra due spalle - Solutions above the frame element to fit the frame element between two supporting sides

#### Proposta Proposal **PT1** Lw 123.1 - Hh 33.7

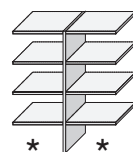


s/schiene  
w/o back panels

c/schiene  
w/back panels

Ciliegio / Row. scuro	Lacc. avorio opaco	Lacc. opaco	Lacc. lucido bianco / antracite	Lacc. RAL
Cherry / Dark oak	"Avorio" matt lacq.	Matt lacq.	"Bianco" gloss lacq. / "antracite"	RAL matt lacq.
<b>228</b>	<b>203</b>	<b>228</b>	<b>313</b>	<b>280</b>
<b>354</b>	<b>319</b>	<b>354</b>	<b>473</b>	<b>428</b>

#### Proposta Proposal **PT4** Lw 123.1 - Hh 139.3

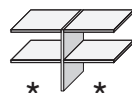


s/schiene  
w/o back panels

c/schiene  
w/back panels

Ciliegio / Row. scuro	Lacc. avorio opaco	Lacc. opaco	Lacc. lucido bianco / antracite	Lacc. RAL
Cherry / Dark oak	"Avorio" matt lacq.	Matt lacq.	"Bianco" gloss lacq. / "antracite"	RAL matt lacq.
<b>841</b>	<b>754</b>	<b>841</b>	<b>1.146</b>	<b>1.030</b>
<b>1.083</b>	<b>968</b>	<b>1.083</b>	<b>1.480</b>	<b>1.326</b>

#### Proposta Proposal **PT2** Lw 123.1 - Hh 68.9

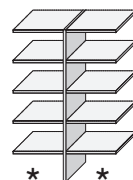


s/schiene  
w/o back panels

c/schiene  
w/back panels

Ciliegio / Row. scuro	Lacc. avorio opaco	Lacc. opaco	Lacc. lucido bianco / antracite	Lacc. RAL
Cherry / Dark oak	"Avorio" matt lacq.	Matt lacq.	"Bianco" gloss lacq. / "antracite"	RAL matt lacq.
<b>432</b>	<b>387</b>	<b>432</b>	<b>590</b>	<b>530</b>
<b>598</b>	<b>537</b>	<b>598</b>	<b>810</b>	<b>730</b>

#### Proposta Proposal **PT5** Lw 123.1 - Hh 174.5

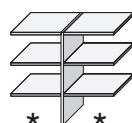


s/schiene  
w/o back panels

c/schiene  
w/back panels

Ciliegio / Row. scuro	Lacc. avorio opaco	Lacc. opaco	Lacc. lucido bianco / antracite	Lacc. RAL
Cherry / Dark oak	"Avorio" matt lacq.	Matt lacq.	"Bianco" gloss lacq. / "antracite"	RAL matt lacq.
<b>1.045</b>	<b>938</b>	<b>1.045</b>	<b>1.423</b>	<b>1.280</b>
<b>1.323</b>	<b>1.184</b>	<b>1.323</b>	<b>1.811</b>	<b>1.626</b>

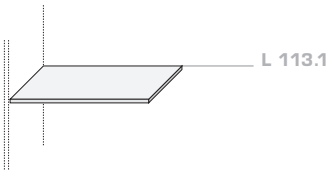
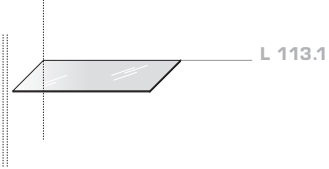
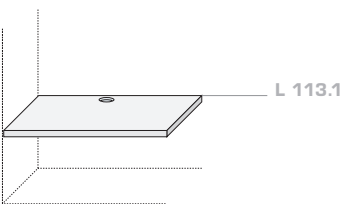
#### Proposta Proposal **PT3** Lw 123.1 - Hh 104.1

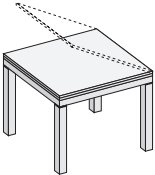
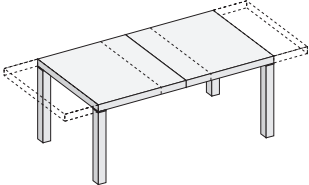
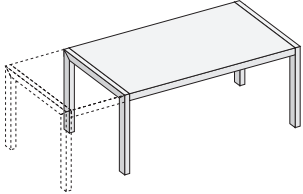


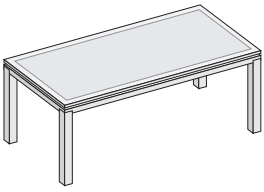
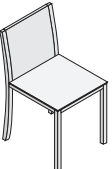

s/schiene  
w/o back panels

c/schiene  
w/back panels

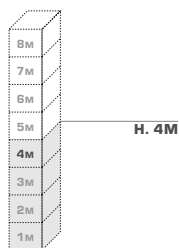
Ciliegio / Row. scuro	Lacc. avorio opaco	Lacc. opaco	Lacc. lucido bianco / antracite	Lacc. RAL
Cherry / Dark oak	"Avorio" matt lacq.	Matt lacq.	"Bianco" gloss lacq. / "antracite"	RAL matt lacq.
<b>636</b>	<b>571</b>	<b>636</b>	<b>867</b>	<b>780</b>
<b>840</b>	<b>753</b>	<b>840</b>	<b>1.145</b>	<b>1.028</b>

	M <sup>3</sup>	Codice Code	Rov. scuro Dark oak	Ciliegio Cherry	Lacc. avorio opaco "Avorio" matt lacq.	Lacc. opaco Matt lacq.	Lacc. lucido Gloss lacq.	Lacc. RAL opaco RAL matt lacq.
<p><b>Ripiani legno per base porta TV H 3,1</b> Wooden shelves for TV base cabinet H 3.1</p>  <p><b>Pd 56.6</b> <b>Lw 113.1</b></p>	0,052	<b>053105</b>	102	93	79	93	140	121
<p><b>Ripiani vetro per base porta TV H 0,8</b> Glass shelves for TV base cabinet H 0.8</p>  <p><b>Pd 40</b> <b>Lw 113.1</b></p>	0,019	<b>053338</b>	33					
<p><b>Ripiano sp. 5 per base porta TV H 5</b>  <ul style="list-style-type: none"> <li>• con foro passacavi e tappo</li> </ul>                     5 cm thick shelf for TV base cabinet H 5  <ul style="list-style-type: none"> <li>• with cable ducting hole and plug</li> </ul> </p>  <p><b>Pd 56.6</b> <b>Lw 113.1</b></p>	0,067	<b>053115</b>	114	104	88	104	156	135

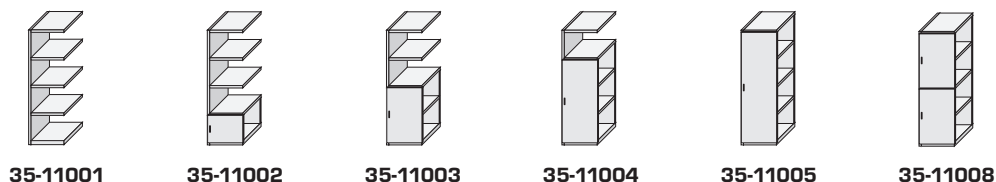
	M <sup>3</sup>	Codice Code	Ciliegio Cherry	Rov. chiaro Light oak	Rov. scuro Dark oak		
<p><b>ALFA</b> <b>Tavolo quadrato allungabile 100x100</b> Extendible square table 100x100</p>  <p><b>Pd 100</b> <b>Hh 77.8</b></p>	0,176	<b>090050</b>	<b>705</b>	<b>889</b>			
<p><b>ALFA</b> <b>Tavolo rettangolare allung. 170x90</b> • con nr. 2 allunghe centrali da 40 cm Extendible rectangular table 170x90 • with 2 central 40 cm extensions</p>  <p><b>Pd 90</b> <b>Hh 74.8</b></p>	0,235	<b>090023</b>	<b>1190</b>	<b>1336</b>	<b>1468</b>		
<p><b>GAMMA</b> <b>Tavolo rettangolare allung. 180x90</b> • con 1 allunga laterale da 60 cm Extendible rectangular table 180x90 • with one 60 cm side extension</p>  <p><b>Pd 90</b> <b>Hh 75.4</b></p>	0,283	<b>090024</b>	<b>1.576</b>	<b>1.715</b>			

	M <sup>3</sup>	Codice Code	Ciliegio Cherry	Rov. chiaro Light oak			
<b>BETA</b> <b>Tavolo rettangolare con basamento in alluminio e piano vetro 200x90</b> Rectangular table with aluminium structure and glass top 200x90  							
<b>Pd 90</b> <b>Hh 76.5</b>	0,222	<b>090145</b>					<b>1.172</b>
<b>ESEDRA</b> <b>Sedia legno</b> Wooden chair  							
<b>Pd 50</b> <b>Hh 82.3</b>	0,133	<b>092091</b>	<b>191</b>	<b>200</b>			
Con fondello legno With wooden seat							
<b>Hh 82.3</b>	0,133	<b>092101</b>	<b>209</b>	<b>216</b>			
Con fondello cuoio antracite With "antracite" leather seat							
<b>Hh 82.3</b>	0,133	<b>092102</b>	<b>209</b>	<b>216</b>			
Con fondello cuoio testa di moro With "testa di moro" leather seat							
<b>OLA</b> <b>Sedia cuoio</b> Leather chair  							
<b>Pd 51</b> <b>Hh 80</b>	0,133	<b>092106</b>					<b>258</b>
Cuoio nero "Nero" leather							
<b>Hh 80</b>	0,133	<b>092107</b>					<b>258</b>
"Testa di moro" leather With "testa di moro" leather seat							

### Lw 45

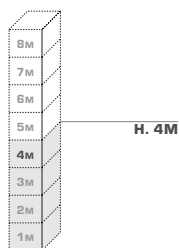


Codice Code

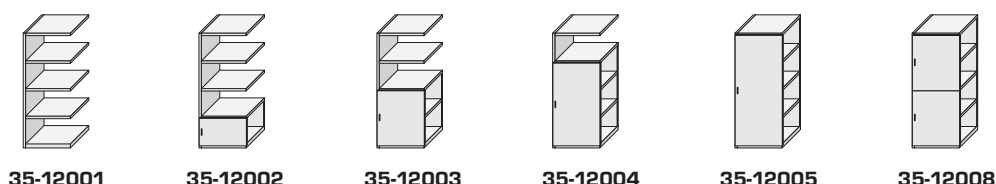


Codice Code	35-11001	35-11002	35-11003	35-11004	35-11005	35-11008
Ciliegio / Rov. chiaro / Lacc. Elve Cherry / Light oak / Elve lacq.	323	341	423	443	482	513
Lacc. avorio "Avario" lacq.	272	341	358	376	413	436
Rov. scuro Dark oak	323	408	430	452	494	527

### Lw 60

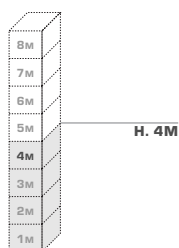


Codice Code

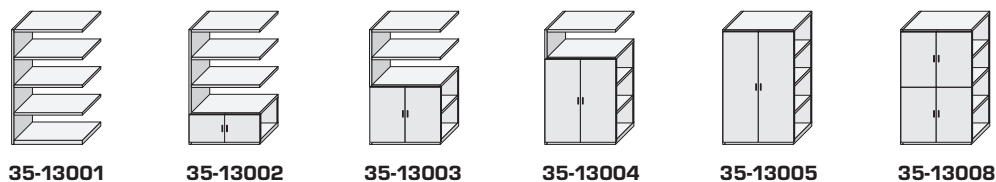


Codice Code	35-12001	35-12002	35-12003	35-12004	35-12005	35-12008
Ciliegio / Rov. chiaro / Lacc. Elve Cherry / Light oak / Elve lacq.	364	456	483	508	554	588
Lacc. avorio "Avario" lacq.	313	392	414	437	476	504
Rov. scuro Dark oak	364	463	492	520	568	606

### Lw 90

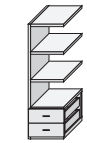


Codice Code



Codice Code	35-13001	35-13002	35-13003	35-13004	35-13005	35-13008
Ciliegio / Rov. chiaro / Lacc. Elve Cherry / Light oak / Elve lacq.	438	590	637	681	758	820
Lacc. avorio "Avario" lacq.	375	506	544	581	649	699
Rov. scuro Dark oak	438	600	651	699	782	848





35-11009

471

399

482

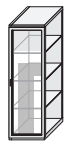


35-11016

451

407

451



35-11017

474

436

474



35-11019

531

470

538



35-11020

588

525

599



35-11023

520

467

525

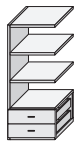


051014

114

98

114



35-12009

532

457

545



35-12016

505

460

505



35-12017

529

488

529



35-12019

598

532

607



35-12020

661

593

674



35-12023

585

528

592

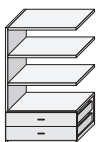


051014

114

98

114

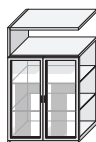


35-13009

641

549

656



35-13016

701

645

701



35-13017

748

698

748



35-13020

889

806

904



35-13023

838

763

848



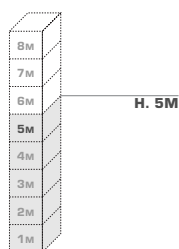
051014

114

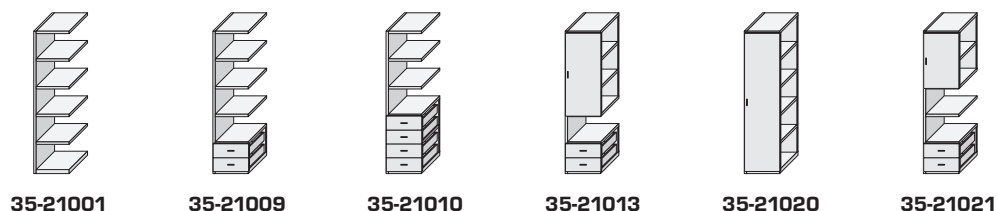
98

114

### Lw 45

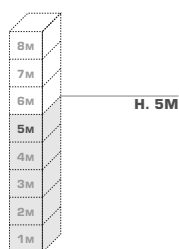


Codice Code

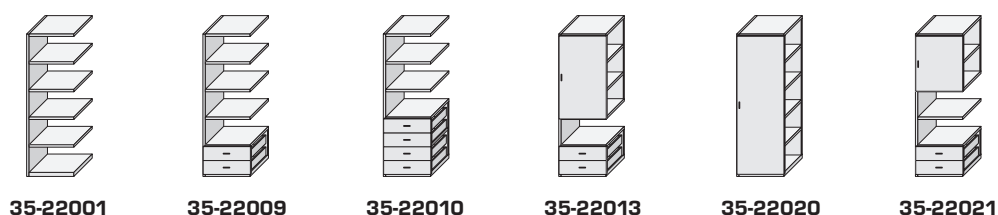


	35-21001	35-21009	35-21010	35-21013	35-21020	35-21021
Ciliegio / Rov. chiaro / Lacc. Elve Cherry / Light oak / Elve lacq.	384	532	669	652	563	632
Lacc. avorio "Aporio" lacq.	322	449	566	553	480	535
Rov. scuro Dark oak	384	543	691	672	-	650

### Lw 60

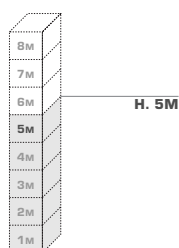


Codice Code

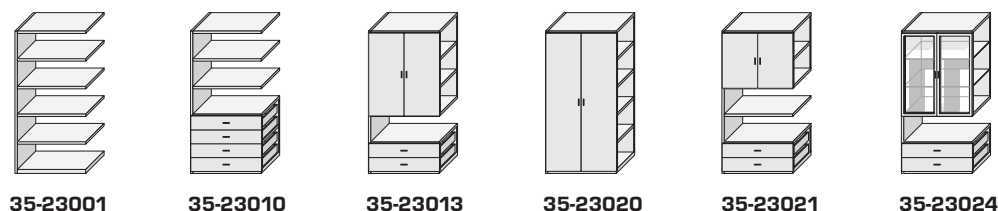


	35-22001	35-22009	35-22010	35-22013	35-22020	35-22021
Ciliegio / Rov. chiaro / Lacc. Elve Cherry / Light oak / Elve lacq.	433	601	758	745	650	720
Lacc. avorio "Aporio" lacq.	371	515	649	639	558	616
Rov. scuro Dark oak	433	614	784	770	-	742

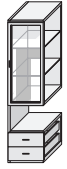
### Lw 90



Codice Code



	35-23001	35-23010	35-23013	35-23020	35-23021	35-23024
Ciliegio / Rov. chiaro / Lacc. Elve Cherry / Light oak / Elve lacq.	521	913	967	884	923	987
Lacc. avorio "Aporio" lacq.	445	781	825	756	788	889
Rov. scuro Dark oak	521	943	1.000	-	952	1.002



35-21024

660

584

671

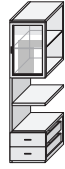


35-21031

551

506

551



35-21032

650

569

661



35-21033

592

520

599



35-21034

574

486

588



35-21035

610

554

610

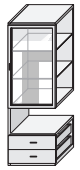


051015

133

113

133

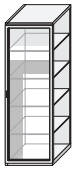


35-22024

742

662

755

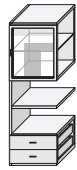


35-22031

614

568

614



35-22032

730

644

897

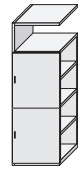


35-22033

667

590

676



35-22034

657

562

675



35-22035

677

618

677

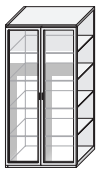


051015

133

113

133

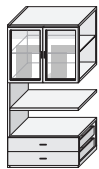


35-23031

868

812

868

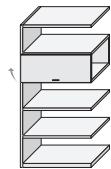


35-23032

961

857

976

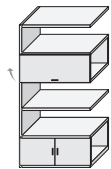


35-23033

854

730

883

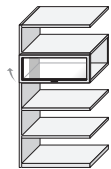


35-23034

1.006

861

1.045

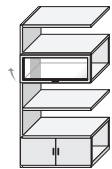


35-23038

896

815

896



35-23039

1.048

946

1.058



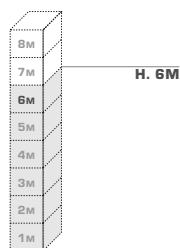
051015

133

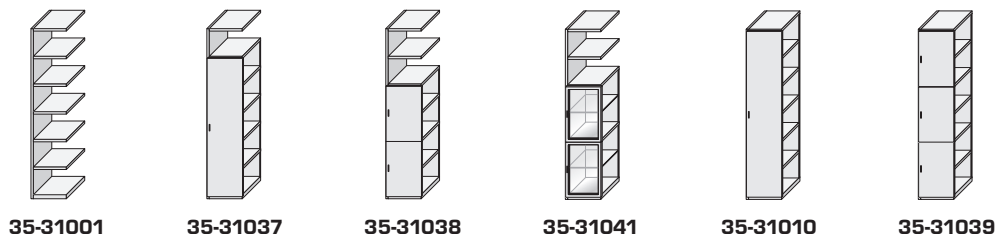
113

133

### Lw 45

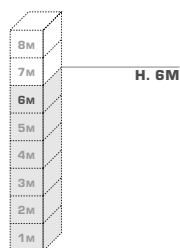


Codice Code

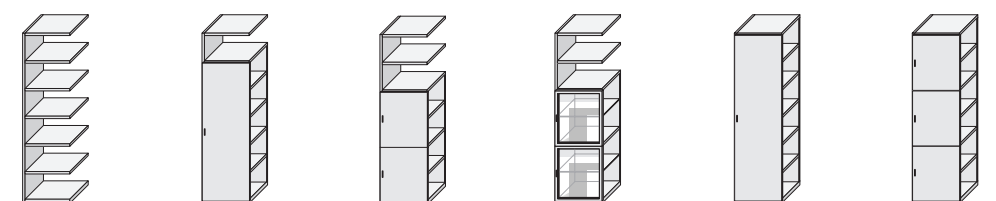


	35-31001	35-31037	35-31038	35-31041	35-31010	35-31039
Ciliegio / Rov. chiaro / Lacc. Elve Cherry / Light oak / Elve lacq.	442	621	632	668	637	721
Lacc. avorio "Aavorio" lacq.	371	529	535	603	545	612
Rov. scuro Dark oak	442	-	646	668	-	742

### Lw 60

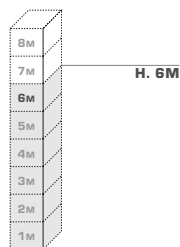


Codice Code

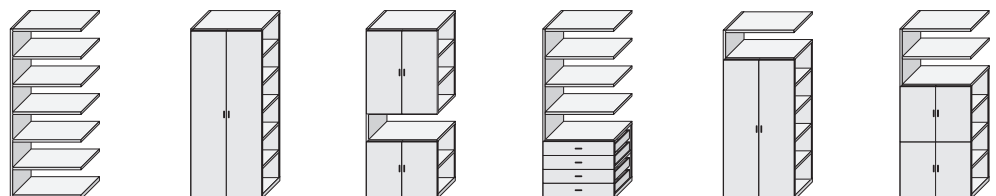


	35-32001	35-32037	35-32038	35-32041	35-32010	35-32039
Ciliegio / Rov. chiaro / Lacc. Elve Cherry / Light oak / Elve lacq.	499	716	723	743	740	829
Lacc. avorio "Aavorio" lacq.	428	615	619	675	634	710
Rov. scuro Dark oak	499	-	741	743	-	856

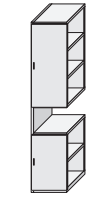
### Lw 90



Codice Code



	35-33001	35-33010	35-33014	35-33016	35-33037	35-33038
Ciliegio / Rov. chiaro / Lacc. Elve Cherry / Light oak / Elve lacq.	601	1.005	1.043	993	934	1.086
Lacc. avorio "Aavorio" lacq.	514	858	889	850	799	930
Rov. scuro Dark oak	601	-	1.075	1.023	963	1.125

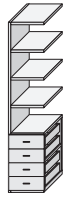


35-31014

662

561

678

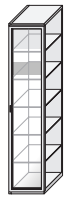


35-31016

727

615

749



35-31028

618

571

618



35-31042

775

714

775



35-31032

670

592

677



35-31040

609

555

609

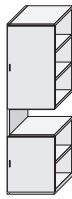


051016

149

127

149

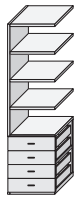


35-32014

762

653

783

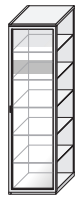


35-32016

824

706

850

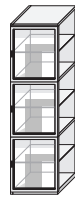


35-32028

691

640

691



35-32042

859

794

859



35-32032

759

676

768



35-32040

680

625

680

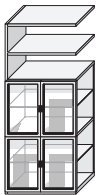


051016

149

127

149

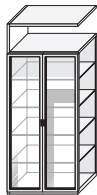


35-33041

1.289

1.104

1.343



35-33040

1.238

1.287

1.287

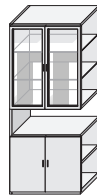


35-33028

977

915

977

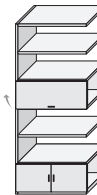


35-33032

1.063

953

1.077

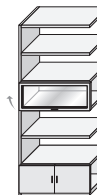


35-33038

1.086

930

1.125



35-33045

1.128

1.015

1.138



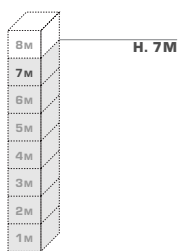
051016

149

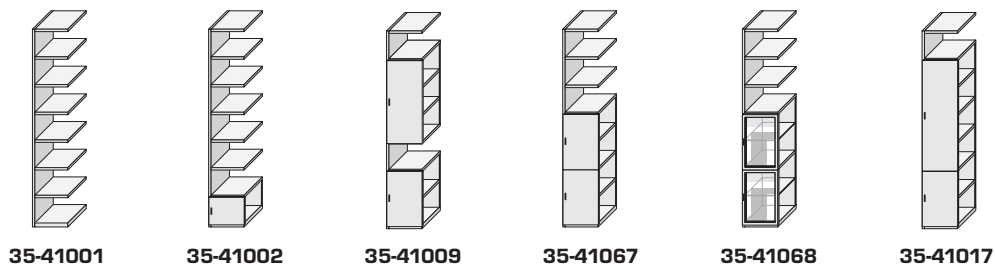
127

149

### Lw 45

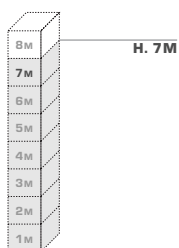


Codice Code

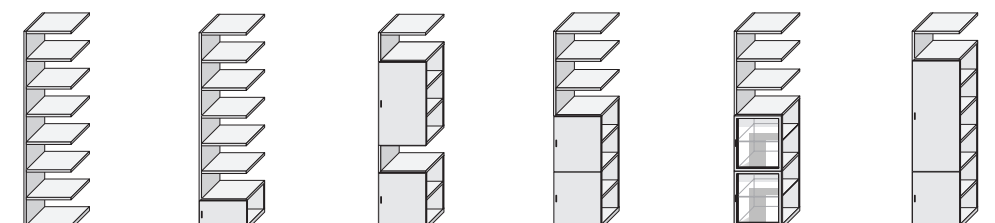


Codice Code	35-41001	35-41002	35-41009	35-41067	35-41068	35-41017
Ciliegio / Rov. chiaro / Lacc. Elve Cherry / Light oak / Elve lacq.	505	585	725	692	728	753
Lacc. avorio "Aavorio" lacq.	424	493	614	585	653	642
Rov. scuro Dark oak	505	590	741	706	728	772

### Lw 60

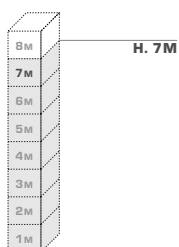


Codice Code

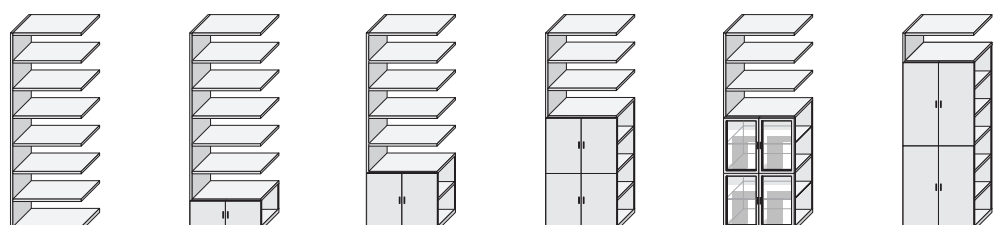


Codice Code	35-42001	35-42002	35-42009	35-42067	35-42068	35-42017
Ciliegio / Rov. chiaro / Lacc. Elve Cherry / Light oak / Elve lacq.	570	662	833	794	814	866
Lacc. avorio "Aavorio" lacq.	489	568	714	680	736	743
Rov. scuro Dark oak	570	669	854	812	814	889

### Lw 90



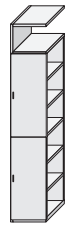
Codice Code



Codice Code	35-43001	35-43002	35-43003	35-43067	35-43068	35-43019
Ciliegio / Rov. chiaro / Lacc. Elve Cherry / Light oak / Elve lacq.	686	838	885	1.068	1.144	1.156
Lacc. avorio "Aavorio" lacq.	587	718	756	911	1.049	985
Rov. scuro Dark oak	686	848	899	1.096	1.144	1.192

**Note:** Le finiture sono relative a struttura e frontali ad eccezione della finitura rovere che si riferisce solo ai frontali. Nel calcolo delle colonne con ante vetro, è stato considerato il prezzo delle ante vetro serigrafato con telaio alluminio. Lo schienale è stato considerato solo nei vani chiusi.

**Notes:** The finishes refer to the structure and the fronts except for the oak finish that only refers to the fronts. The price of tall elements with glass doors has been calculated considering silk-screen printed glass and aluminium-framed doors. The back panel has been included in modules with doors only.

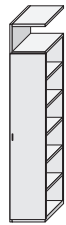


35-41019

733

623

751



35-41020

700

598

-



35-41033

733

645

740



35-41038

745

665

752



35-41040

741

654

750



35-41041

681

624

681

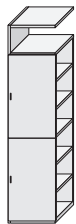


051017

170

145

170

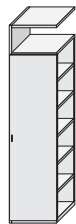


35-42019

846

726

870

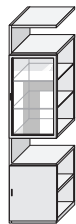


35-42020

811

695

-

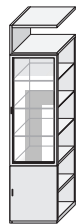


35-42033

830

737

839

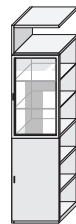


35-42038

841

755

850



35-42040

843

749

855



35-42041

762

701

762

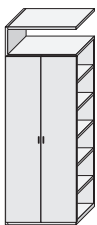


051017

170

145

170



35-43020

1.090

931

-

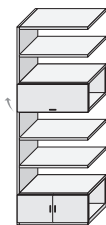


35-43041

1.062

988

1.062

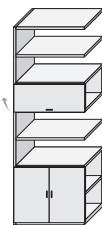


35-43050

1.171

1.003

1.210

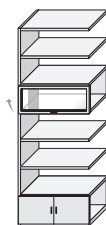


35-43054

1.218

1.041

1.261

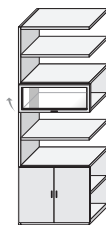


35-43059

1.213

1.088

1.223



35-43063

1.260

1.126

1.274



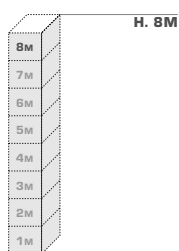
051017

170

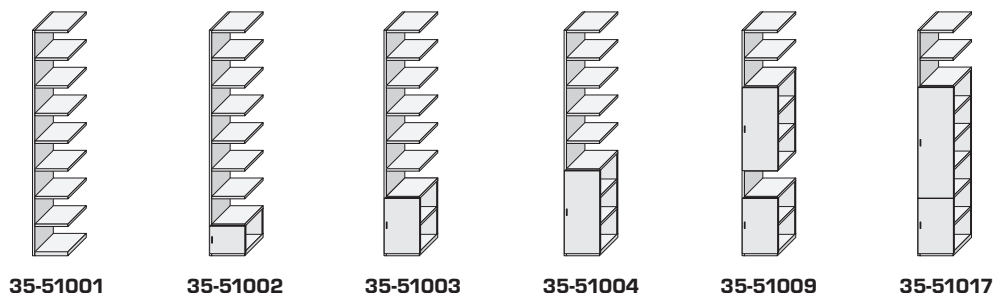
145

170

### Lw 45

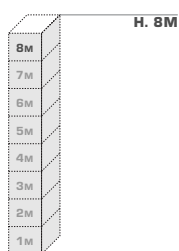


Codice Code

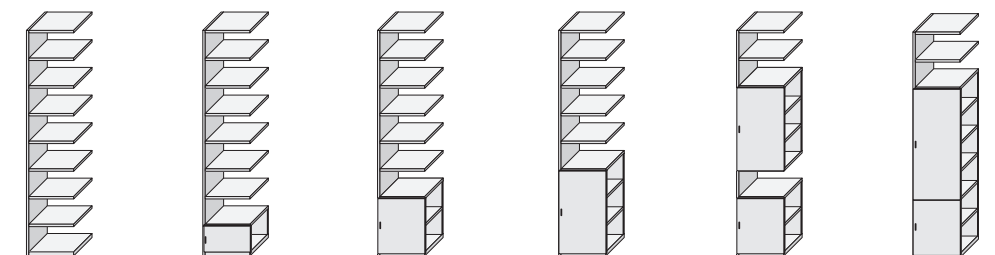


	35-51001	35-51002	35-51003	35-51004	35-51009	35-51017
Ciliegio / Rov. chiaro / Lacc. Elve Cherry / Light oak / Elve lacq.	565	645	665	685	785	813
Lacc. avorio "Aporio" lacq.	474	543	560	694	664	692
Rov. scuro Dark oak	565	650	672	694	801	832

### Lw 60

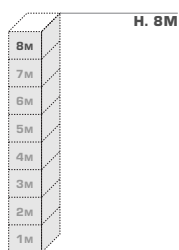


Codice Code

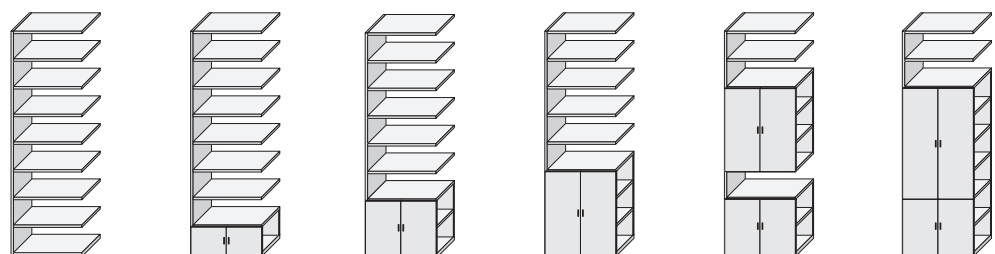


	35-52001	35-52002	35-52003	35-52004	35-52009	35-52017
Ciliegio / Rov. chiaro / Lacc. Elve Cherry / Light oak / Elve lacq.	638	730	757	782	901	934
Lacc. avorio "Aporio" lacq.	547	626	648	671	772	801
Rov. scuro Dark oak	638	737	766	794	922	957

### Lw 90

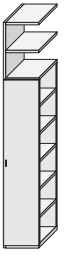














Codice Code

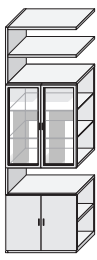

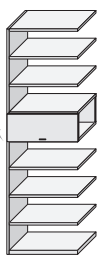
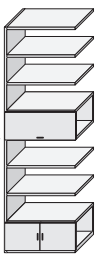
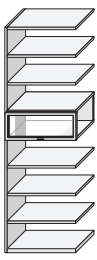
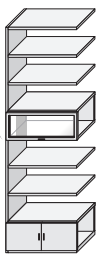



	35-53001	35-53002	35-53003	35-53004	35-53009	35-53017
Ciliegio / Rov. chiaro / Lacc. Elve Cherry / Light oak / Elve lacq.	768	920	967	1.011	1.210	1.271
Lacc. avorio "Aporio" lacq.	657	788	826	863	1.032	1.086
Rov. scuro Dark oak	768	930	981	1.029	1.242	1.309

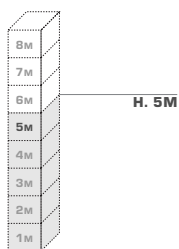


						
<b>35-51020</b>	<b>35-51024</b>	<b>35-51033</b>	<b>35-51040</b>	<b>35-51041</b>	<b>35-51045</b>	<b>051018</b>
760	970	793	801	741	978	188
648	822	695	704	674	853	160
-	1.001	800	988	868	1.211	188

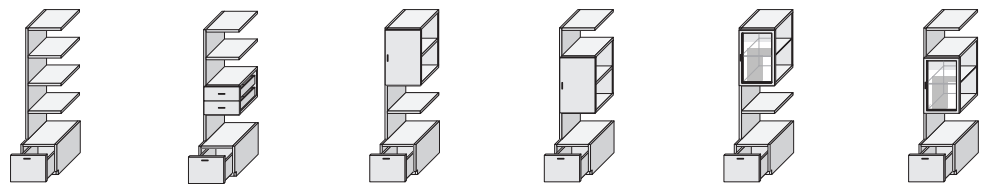
					
<b>35-52020</b>	<b>35-52024</b>	<b>35-52033</b>	<b>35-52040</b>	<b>35-52041</b>	<b>051018</b>
879	1.107	898	911	830	188
753	949	795	807	759	160
-	1.145	907	923	830	188

						
<b>35-53033</b>	<b>35-53038</b>	<b>35-53049</b>	<b>35-53050</b>	<b>35-53062</b>	<b>35-53063</b>	<b>051018</b>
1.230	1.261	1.101	1.253	1.143	1.295	188
1.096	1.135	942	1.073	1.027	1.158	160
1.244	1.517	1.130	1.292	1.143	1.305	188

### Lw 45



Codice Code



35-21501      35-21502      35-21504      35-21506      35-21509      35-21511

Ciliegio / Rov. chiaro / Lacc. Elve  
Cherry / Light oak / Elve lacq.

455      603      555      555      573      573

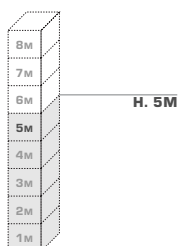
Lacc. avorio  
"Aavorio" lacq.

386      513      472      472      506      506

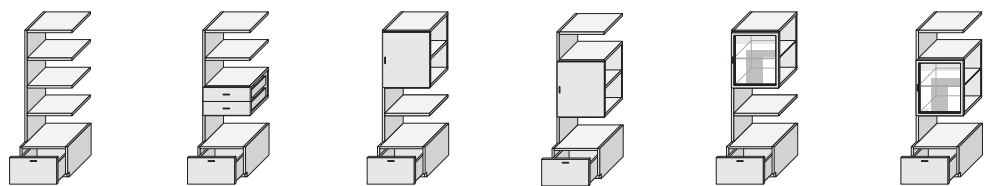
Rov. scuro  
Dark oak

469      628      576      576      587      587

### Lw 60



Codice Code



35-22501      35-22502      35-22504      35-22506      35-22509      35-22511

Ciliegio / Rov. chiaro / Lacc. Elve  
Cherry / Light oak / Elve lacq.

504      672      623      623      633      633

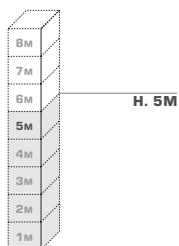
Lacc. avorio  
"Aavorio" lacq.

432      576      533      533      561      561

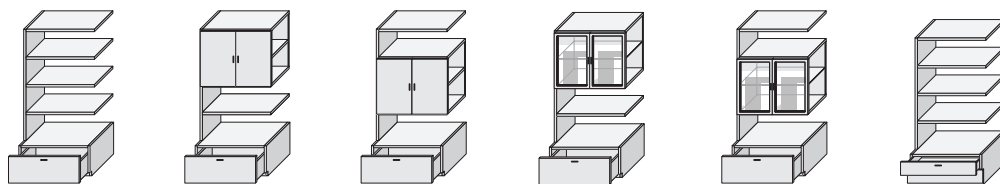
Rov. scuro  
Dark oak

521      702      649      649      650      650

### Lw 90



Codice Code



35-23501      35-23504      35-23506      35-23509      35-23511      35-23513

Ciliegio / Rov. chiaro / Lacc. Elve  
Cherry / Light oak / Elve lacq.

610      809      809      847      847      616

Lacc. avorio  
"Aavorio" lacq.

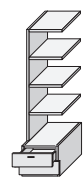
523      692      692      761      761      529

Rov. scuro  
Dark oak

632      845      845      869      869      638

**Note:** Le finiture sono relative a struttura e frontali ad eccezione della finitura rovere che si riferisce solo ai frontali. Nel calcolo delle colonne con ante vetro, è stato considerato il prezzo delle ante vetro serigrafato con telaio alluminio. Lo schienale è stato considerato solo nei vani chiusi. **Il prezzo non è comprensivo del top per base**

**Notes:** The finishes refer to the structure and the fronts except for the oak finish that only refers to the fronts. The price of tall elements with glass doors has been calculated considering silk-screen printed glass and aluminium-framed doors. The back panel has been included in modules with doors only. The price does not include the base unit top



35-21513

478

406

495

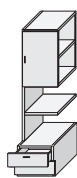


35-21514

626

533

654

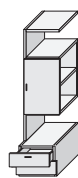


35-21516

578

492

602

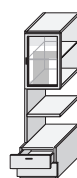


35-21518

578

492

602



35-21521

596

526

613

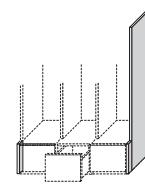


35-21523

596

526

613

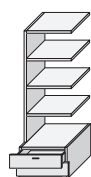


051015+051371+051372

171

145

171



35-22513

527

452

546

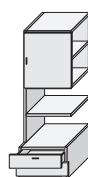


35-22514

695

596

727

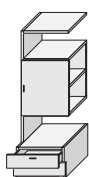


35-22516

646

553

674

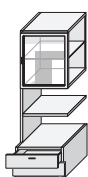


35-22518

646

553

674

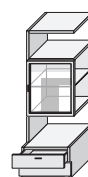


35-22521

656

581

675

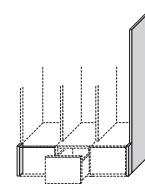


35-22523

656

581

675

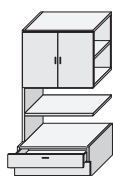


051015+051371+051372

171

145

171

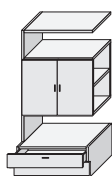


35-23516

815

698

851



35-23518

815

698

851



35-23521

853

767

875

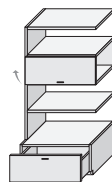


35-23523

853

767

875

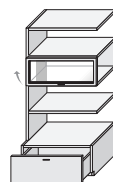


35-23525

943

808

994

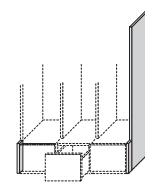


35-23527

985

893

1.007



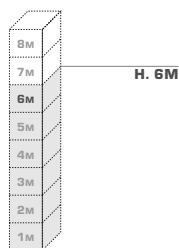
051015+051371+051372

171

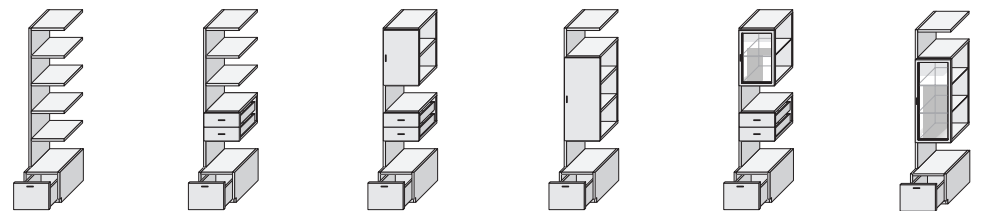
145

171

### Lw 45



Codice Code



**35-31501      35-31502      35-31503      35-31508      35-31510      35-31515**

**Ciliegio / Rov. chiaro / Lacc. Elve**  
Cherry / Light oak / Elve lacq.

**513                  661                  761                  633                  779                  641**

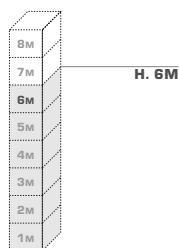
**Lacc. avorio**  
"Aporio" lacq.

**434                  561                  647                  538                  681                  569**

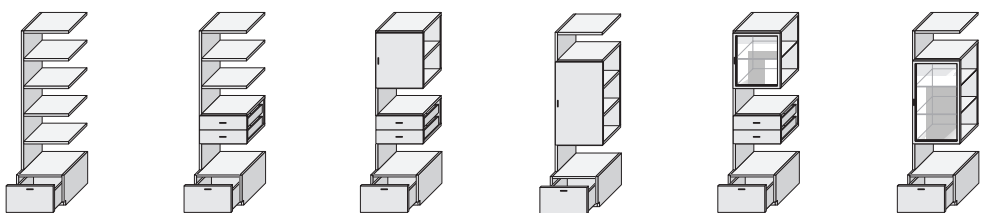
**Rov. scuro**  
Dark oak

**527                  686                  793                  656                  804                  655**

### Lw 60



Codice Code



**35-32501      35-32502      35-32503      35-32508      35-32510      35-32515**

**Ciliegio / Rov. chiaro / Lacc. Elve**  
Cherry / Light oak / Elve lacq.

**570                  738                  857                  714                  867                  711**

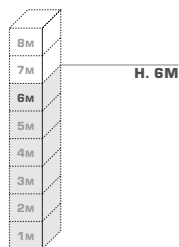
**Lacc. avorio**  
"Aporio" lacq.

**488                  632                  733                  612                  761                  635**

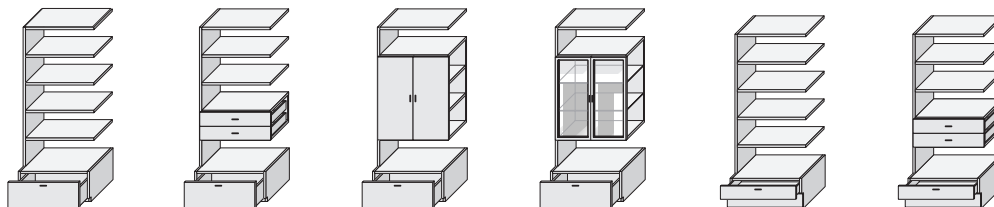
**Rov. scuro**  
Dark oak

**587                  768                  896                  743                  897                  728**

### Lw 90



Codice Code



**35-33501      35-33502      35-33508      35-33515      35-33517      35-33518**

**Ciliegio / Rov. chiaro / Lacc. Elve**  
Cherry / Light oak / Elve lacq.

**690                  893                  933                  953                  696                  899**

**Lacc. avorio**  
"Aporio" lacq.

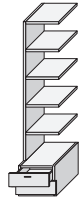
**591                  765                  797                  861                  597                  771**

**Rov. scuro**  
Dark oak

**712                  930                  973                  975                  718                  936**

**Note:** Le finiture sono relative a struttura e frontali ad eccezione della finitura rovere che si riferisce solo ai frontali. Nel calcolo delle colonne con ante vetro, è stato considerato il prezzo delle ante vetro serigrafato con telaio alluminio. Lo schienale è stato considerato solo nei vani chiusi. **Il prezzo non è comprensivo del top per base**

**Notes:** The finishes refer to the structure and the fronts except for the oak finish that only refers to the fronts. The price of tall elements with glass doors has been calculated considering silk-screen printed glass and aluminium-framed doors. The back panel has been included in modules with doors only. The price does not include the base unit top



35-31517

536

454

553

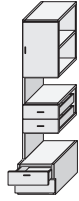


35-31518

684

581

712

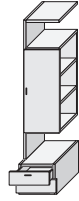


35-31519

784

667

819



35-31524

656

558

682



35-31526

802

701

830

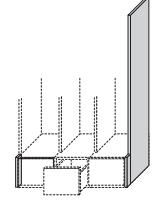


35-31531

664

589

681

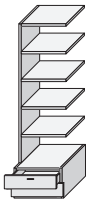


051016+051371+051372

187

159

187



35-32517

664

589

681



35-32518

761

652

793



35-32519

880

753

921



35-32524

737

632

768



35-32526

890

781

922

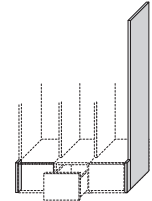


35-32531

734

655

753

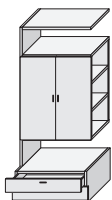


051016+051371+051372

187

159

187

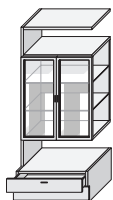


35-33524

939

803

979

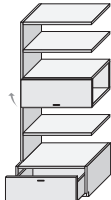


35-33531

959

867

981

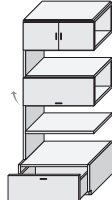


35-33533

1.023

876

1.074

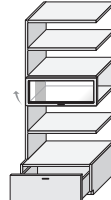


35-33535

1.175

1.007

1.236

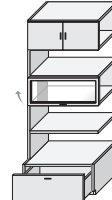


35-33537

1.065

961

1.087

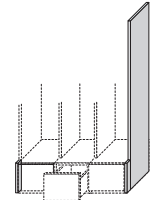


35-33539

1.217

1.092

1.249



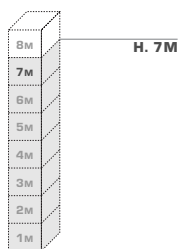
051016+051371+051372

187

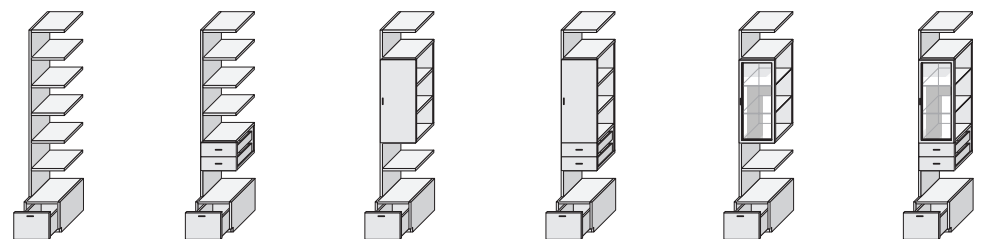
159

187

### Lw 45

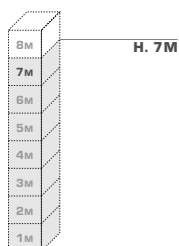


Codice Code

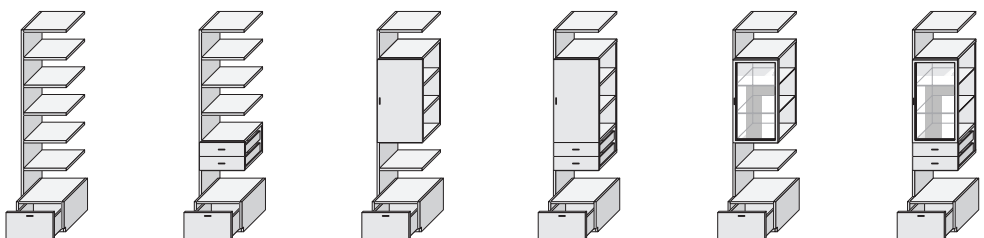


	35-41501	35-41502	35-41505	35-41506	35-41513	35-41514
Ciliegio / Rov. chiaro / Lacc. Elve Cherry / Light oak / Elve lacq.	576	724	696	833	704	841
Lacc. avorio "Aavorio" lacq.	487	614	591	709	622	740
Rov. scuro Dark oak	590	749	719	867	718	866

### Lw 60

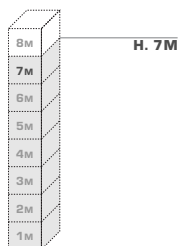


Codice Code

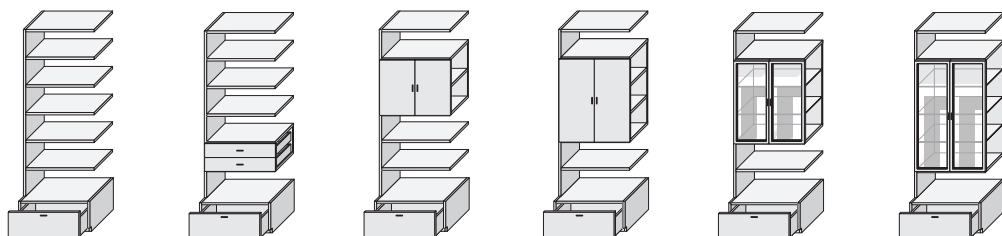


	35-42501	35-42502	35-42505	35-42506	35-42513	35-42514
Ciliegio / Rov. chiaro / Lacc. Elve Cherry / Light oak / Elve lacq.	641	809	785	941	782	938
Lacc. avorio "Aavorio" lacq.	549	693	673	806	696	829
Rov. scuro Dark oak	658	839	814	983	799	968

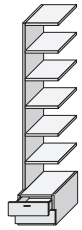
### Lw 90



Codice Code



	35-43501	35-43502	35-43503	35-43505	35-43513	35-43515
Ciliegio / Rov. chiaro / Lacc. Elve Cherry / Light oak / Elve lacq.	775	978	974	1.018	1.038	1.085
Lacc. avorio "Aavorio" lacq.	664	838	833	870	934	987
Rov. scuro Dark oak	797	1.015	1.010	1.058	1.060	1.107



35-41519

599

507

616

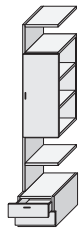


35-41520

747

634

775



35-41523

719

611

745

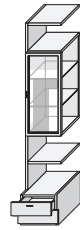


35-41524

856

729

893



35-41531

727

642

744

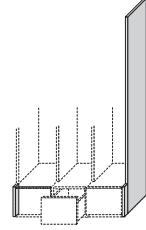


35-41532

864

760

892

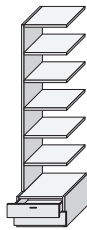


051017+051371+051372

208

177

208



35-42519

664

569

683

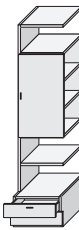


35-42520

832

713

864



35-42523

808

693

839

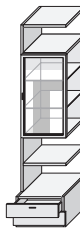


35-42524

964

826

1.008



35-42531

805

716

824

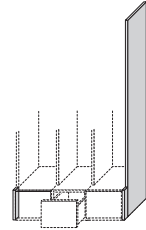


35-42532

961

849

993

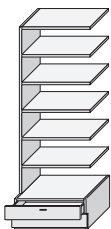


051017+051371+051372

208

177

208



35-43519

781

670

803

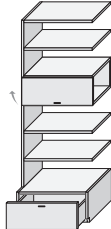


35-43520

984

844

1.021

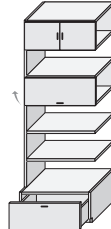


35-43537

1.108

949

1.159

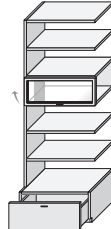


35-43539

1.260

1.080

1.321

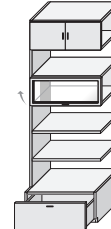


35-43540

1.150

1.034

1.172

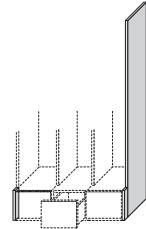


35-43542

1.302

1.165

1.334



051017+051371+051372

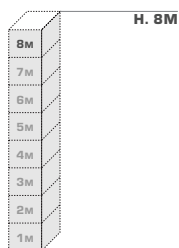
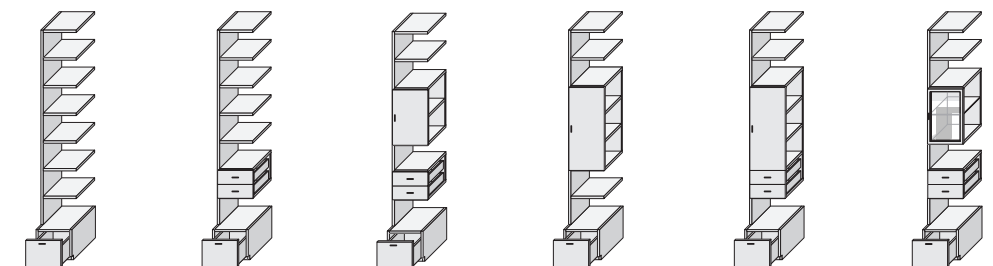
208

177

208

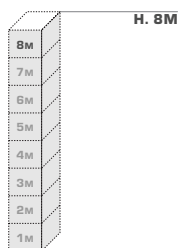
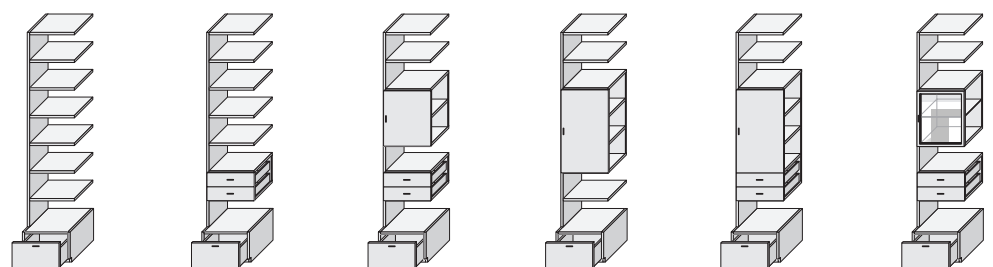
**KING****COLONNE H. 286,7 P. 42,6/57,5**

TALL ELEMENTS H. 286,7 D. 42,6/57,5

**Lw 45****Codice** Code
**35-51501**      **35-51502**      **35-51504**      **35-51505**      **35-51506**      **35-51512**
**Ciliegio / Rov. chiaro / Lacc. Elve**  
 Cherry / Light oak / Elve lacq.

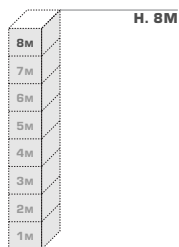
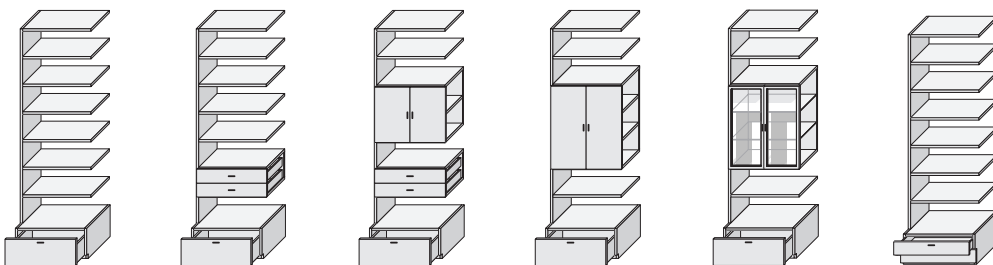
**636**      **784**      **884**      **756**      **893**      **902**
**Lacc. avorio**  
 "Avorio" lacq.

**537**      **664**      **750**      **641**      **759**      **784**
**Rov. scuro**  
 Dark oak

**650**      **809**      **916**      **779**      **927**      **927**
**Lw 60****Codice** Code
**35-52501**      **35-52502**      **35-52504**      **35-52505**      **35-52506**      **35-52512**
**Ciliegio / Rov. chiaro / Lacc. Elve**  
 Cherry / Light oak / Elve lacq.

**709**      **877**      **996**      **853**      **1.009**      **1.006**
**Lacc. avorio**  
 "Avorio" lacq.

**607**      **751**      **852**      **731**      **864**      **880**
**Rov. scuro**  
 Dark oak

**726**      **907**      **1.035**      **882**      **1.051**      **1.036**
**Lw 90****Codice** Code
**35-53501**      **35-53502**      **35-53504**      **35-53505**      **35-53513**      **35-53519**
**Ciliegio / Rov. chiaro / Lacc. Elve**  
 Cherry / Light oak / Elve lacq.

**857**      **1.060**      **1.259**      **1.100**      **1.120**      **863**
**Lacc. avorio**  
 "Avorio" lacq.

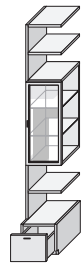
**734**      **908**      **1.077**      **940**      **1.142**      **740**
**Rov. scuro**  
 Dark oak

**879**      **1.097**      **1.310**      **1.140**      **1.142**      **885**

**Note:** Le finiture sono relative a struttura e frontali ad eccezione della finitura rovere che si riferisce solo ai frontali. Nel calcolo delle colonne con ante vetro, è stato considerato il prezzo delle ante vetro serigrafato con telaio alluminio. Lo schienale è stato considerato solo nei vani chiusi. **Il prezzo non è comprensivo del top per base**

**Notes:** The finishes refer to the structure and the fronts except for the oak finish that only refers to the fronts. The price of tall elements with glass doors has been calculated considering silk-screen printed glass and aluminium-framed doors. The back panel has been included in modules with doors only. The price does not include the base unit top



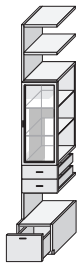


35-51513

764

672

778

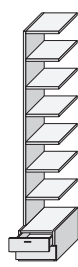


35-51514

901

790

926

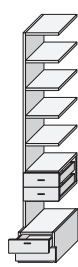


35-51519

659

557

676

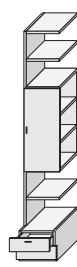


35-51520

807

684

835



35-51523

779

661

805

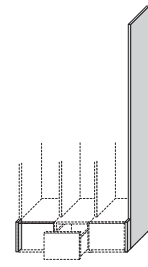


35-51531

787

692

804



051018+051371+051372

226

192

226



35-52513

850

754

867



35-52514

1.006

887

1.036



35-52519

732

627

751

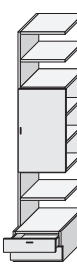


35-52520

900

771

932

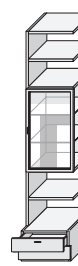


35-52523

876

751

907

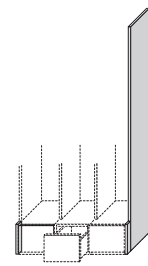


35-52531

873

892

892



051018+051371+051372

226

192

226

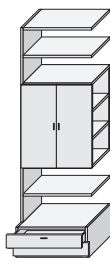


35-53520

1.066

914

1.103



35-53523

1.106

946

1.146

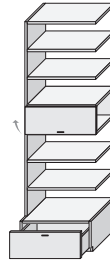


35-53531

1.126

1.010

1.148

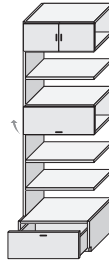


35-53537

1.190

1.019

1.241

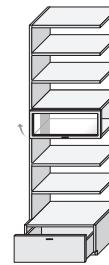


35-53539

1.342

1.150

1.403

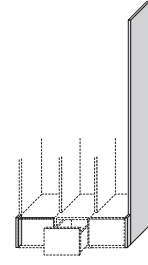


35-53543

1.232

1.104

1.254

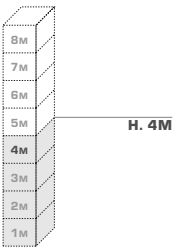
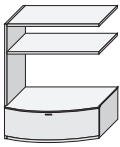
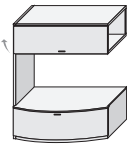


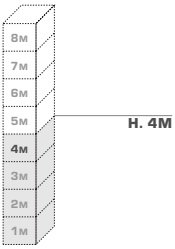
051018+051371+051372

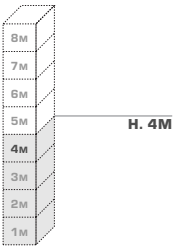

226

192

226

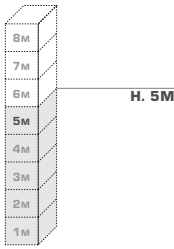
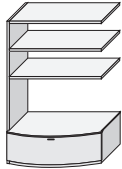
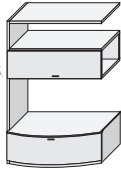
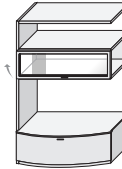
 <b>Codice</b> Code	Lw <b>120</b> - Pd <b>57.5</b>	Lw <b>120</b> - Pd <b>57.5</b>	Lw <b>120</b> - Pd <b>57.5</b>
			
<b>Ciliegio / Rov. chiaro / Lacc. Elve</b> Cherry / Light oak / Elve lacq.	769	1.136	1.172
<b>Lacc. avorio</b> "Avorio" lacq.	655	967	1.092
<b>Rov. scuro</b> Dark oak	-	-	-

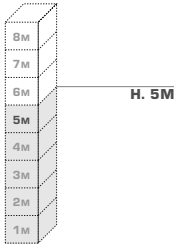
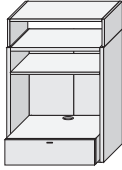

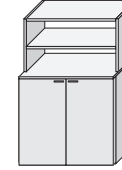
 <b>Codice</b> Code	Lw <b>123.1</b> - Pd <b>56.5</b>
<b>Ciliegio / Rov. chiaro / Lacc. Elve</b> Cherry / Light oak / Elve lacq.	958
<b>Lacc. avorio</b> "Avorio" lacq.	939
<b>Rov. scuro</b> Dark oak	1.055

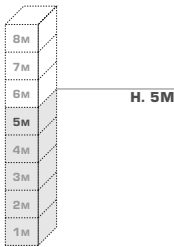


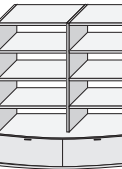
 <b>Codice</b> Code	Lw <b>138.1</b> - Pd <b>56.5</b>	Lw <b>180</b> - Pd <b>57.5</b>
		
<b>Ciliegio / Rov. chiaro / Lacc. Elve</b> Cherry / Light oak / Elve lacq.	1.023	1.296
<b>Lacc. avorio</b> "Avorio" lacq.	1.002	1.108
<b>Rov. scuro</b> Dark oak	1.127	-

**Note:** Le finiture sono relative a struttura e frontali ad eccezione della finitura rovere che si riferisce solo ai frontali. Nel calcolo delle colonne con ante vetro, è stato considerato il prezzo delle ante vetro serigrafato con telaio alluminio. Lo schienale è stato considerato solo nei vani chiusi.

**Notes:** The finishes refer to the structure and the fronts except for the oak finish that only refers to the fronts. The price of tall elements with glass doors has been calculated considering silk-screen printed glass and aluminium-framed doors. The back panel has been included in modules with doors only.

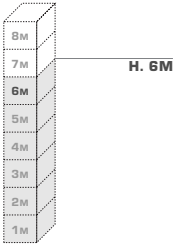
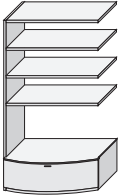
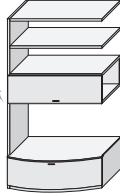
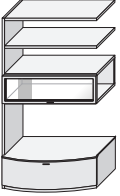
 <b>Codice</b> Code	Lw <b>120</b> - Pd <b>57.5</b>	Lw <b>120</b> - Pd <b>57.5</b>	Lw <b>120</b> - Pd <b>57.5</b>
	 <b>35-24501</b>	 <b>35-24502</b>	 <b>35-24503</b>
<b>Ciliegio / Rov. chiaro / Lacc. Elve</b> Cherry / Light oak / Elve lacq.	868	1.235	1.271
<b>Lacc. avorio</b> "Avorio" lacq.	738	1.050	1.175
<b>Rov. scuro</b> Dark oak	-	-	-

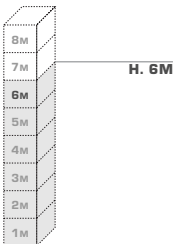
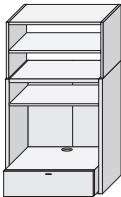
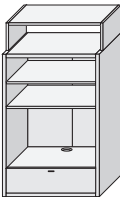
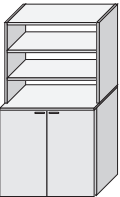
 <b>Codice</b> Code	Lw <b>123.1</b> - Pd <b>56.5</b>	Lw <b>123.1</b> - Pd <b>58.6</b>	Lw <b>120</b> - Pd <b>86.1</b>
	 <b>35-24504</b>	 <b>35-24505</b>	 <b>35-24506</b>
<b>Ciliegio / Rov. chiaro / Lacc. Elve</b> Cherry / Light oak / Elve lacq.	1.124	1.221	1.819
<b>Lacc. avorio</b> "Avorio" lacq.	1.079	1.198	1.550
<b>Rov. scuro</b> Dark oak	1.221	1.342	1.829

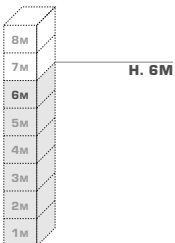
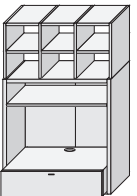
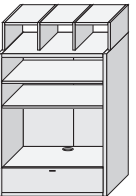
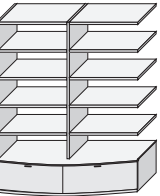
 <b>Codice</b> Code	Lw <b>138.1</b> - Pd <b>56.5</b>	Lw <b>138.1</b> - Pd <b>58.6</b>	Lw <b>180</b> - Pd <b>57.5</b>
	 <b>35-25501</b>	 <b>35-25502</b>	 <b>35-26501</b>
<b>Ciliegio / Rov. chiaro / Lacc. Elve</b> Cherry / Light oak / Elve lacq.	1.321	1.297	1.476
<b>Lacc. avorio</b> "Avorio" lacq.	1.251	1.272	1.258
<b>Rov. scuro</b> Dark oak	1.425	1.429	-

**Note:** Le finiture sono relative a struttura e frontali ad eccezione della finitura rovere che si riferisce solo ai frontali.  
 Nel calcolo delle colonne con ante vetro, è stato considerato il prezzo delle ante vetro serigrafato con telaio alluminio.  
 Lo schienale è stato considerato solo nei vani chiusi.

**Notes:** The finishes refer to the structure and the fronts except for the oak finish that only refers to the fronts.  
 The price of tall elements with glass doors has been calculated considering silk-screen printed glass and aluminium-framed doors.  
 The back panel has been included in modules with doors only.

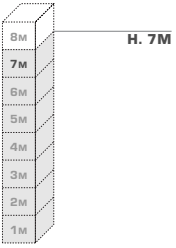
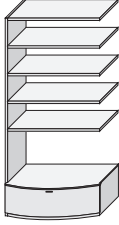
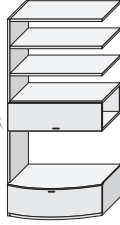
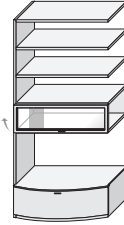
	Lw <b>120</b> - Pd <b>57.5</b>	Lw <b>120</b> - Pd <b>57.5</b>	Lw <b>120</b> - Pd <b>57.5</b>
 <p><b>Codice</b> Code</p>	 <p><b>35-34501</b></p>	 <p><b>35-34502</b></p>	 <p><b>35-34503</b></p>
<b>Ciliegio / Rov. chiaro / Lacc. Elve</b> Cherry / Light oak / Elve lacq.	964	1.331	1.367
<b>Lacc. avorio</b> "Avorio" lacq.	820	1.132	1.257
<b>Rov. scuro</b> Dark oak	469	868	919

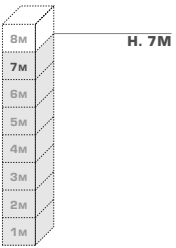
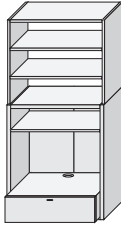
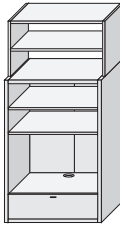
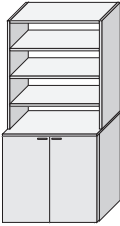
	Lw <b>123.1</b> - Pd <b>56.5</b>	Lw <b>123.1</b> - Pd <b>58.6</b>	Lw <b>120</b> - Pd <b>66.1</b>
 <p><b>Codice</b> Code</p>	 <p><b>35-34504</b></p>	 <p><b>35-34505</b></p>	 <p><b>35-34506</b></p>
<b>Ciliegio / Rov. chiaro / Lacc. Elve</b> Cherry / Light oak / Elve lacq.	1.238	1.387	1.935
<b>Lacc. avorio</b> "Avorio" lacq.	1.177	1.338	1.650
<b>Rov. scuro</b> Dark oak	1.335	1.619	1.945

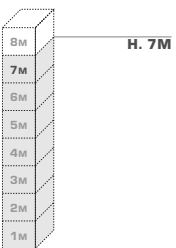
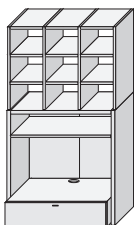
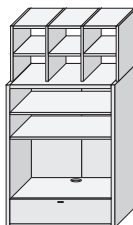
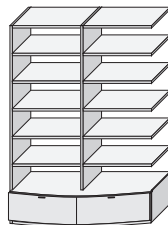
	Lw <b>138.1</b> - Pd <b>56.5</b>	Lw <b>138.1</b> - Pd <b>58.6</b>	Lw <b>180</b> - Pd <b>57.5</b>
 <p><b>Codice</b> Code</p>	 <p><b>35-35501</b></p>	 <p><b>35-35502</b></p>	 <p><b>35-36501</b></p>
<b>Ciliegio / Rov. chiaro / Lacc. Elve</b> Cherry / Light oak / Elve lacq.	1.515	1.595	1.412
<b>Lacc. avorio</b> "Avorio" lacq.	1.416	1.521	1.204
<b>Rov. scuro</b> Dark oak	1.619	1.727	-

**Note:** Le finiture sono relative a struttura e frontali ad eccezione della finitura rovere che si riferisce solo ai frontali. Nel calcolo delle colonne con ante vetro, è stato considerato il prezzo delle ante vetro serigrafato con telaio alluminio. Lo schienale è stato considerato solo nei vani chiusi.

**Notes:** The finishes refer to the structure and the fronts except for the oak finish that only refers to the fronts. The price of tall elements with glass doors has been calculated considering silk-screen printed glass and aluminium-framed doors. The back panel has been included in modules with doors only.


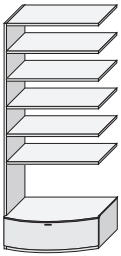
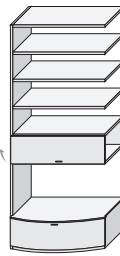
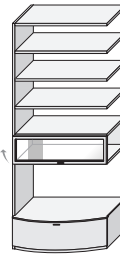
	Lw <b>120</b> - Pd <b>57.5</b>	Lw <b>120</b> - Pd <b>57.5</b>	Lw <b>120</b> - Pd <b>57.5</b>
 <p>H. 7M</p>			
<b>Codice</b> Code	<b>35-44501</b>	<b>35-44502</b>	<b>35-44503</b>
<b>Ciliegio / Rov. chiaro / Lacc. Elve</b> Cherry / Light oak / Elve lacq.	1.065	1.432	1.468
<b>Lacc. avorio</b> "Avorio" lacq.	906	1.218	1.343
<b>Rov. scuro</b> Dark oak	-	-	-


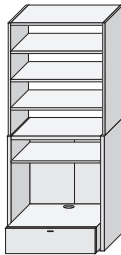
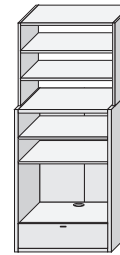

	Lw <b>123.1</b> - Pd <b>56.5</b>	Lw <b>123.1</b> - Pd <b>58.6</b>	Lw <b>120</b> - Pd <b>66.1</b>
 <p>H. 7M</p>			
<b>Codice</b> Code	<b>35-44504</b>	<b>35-44505</b>	<b>35-44506</b>
<b>Ciliegio / Rov. chiaro / Lacc. Elve</b> Cherry / Light oak / Elve lacq.	1.356	1.501	2.053
<b>Lacc. avorio</b> "Avorio" lacq.	1.279	1.436	1.748
<b>Rov. scuro</b> Dark oak	1.453	1.622	2.063


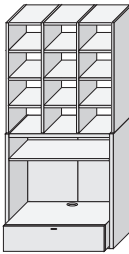
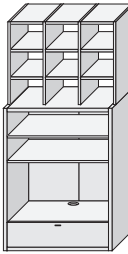
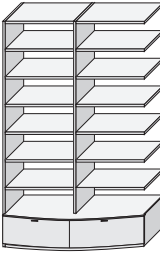
	Lw <b>138.1</b> - Pd <b>56.5</b>	Lw <b>138.1</b> - Pd <b>58.6</b>	Lw <b>180</b> - Pd <b>57.5</b>
 <p>H. 7M</p>			
<b>Codice</b> Code	<b>35-45501</b>	<b>35-45502</b>	<b>35-46501</b>
<b>Ciliegio / Rov. chiaro / Lacc. Elve</b> Cherry / Light oak / Elve lacq.	1.717	1.789	1.806
<b>Lacc. avorio</b> "Avorio" lacq.	1.589	1.686	1.541
<b>Rov. scuro</b> Dark oak	1.821	1.921	-

**Note:** Le finiture sono relative a struttura e frontali ad eccezione della finitura rovere che si riferisce solo ai frontali.  
Nel calcolo delle colonne con ante vetro, è stato considerato il prezzo delle ante vetro serigrafato con telaio alluminio.  
Lo schienale è stato considerato solo nei vani chiusi.

**Notes:** The finishes refer to the structure and the fronts except for the oak finish that only refers to the fronts.  
The price of tall elements with glass doors has been calculated considering silk-screen printed glass and aluminium-framed doors.  
The back panel has been included in modules with doors only.

 <b>Codice</b> Code	Lw <b>120</b> - Pd <b>57.5</b>	Lw <b>120</b> - Pd <b>57.5</b>	Lw <b>120</b> - Pd <b>57.5</b>
	 <b>35-54501</b>	 <b>35-54502</b>	 <b>35-54503</b>
Ciliegio / Rov. chiaro / Lacc. Elve Cherry / Light oak / Elve lacq.	1.163	1.530	1.566
Lacc. avorio "Avorio" lacq.	989	1.301	1.426
Rov. scuro Dark oak	-	-	-

 <b>Codice</b> Code	Lw <b>123.1</b> - Pd <b>56.5</b>	Lw <b>123.1</b> - Pd <b>58.6</b>	Lw <b>120</b> - Pd <b>66.1</b>
	 <b>35-54504</b>	 <b>35-54505</b>	 <b>35-54506</b>
Ciliegio / Rov. chiaro / Lacc. Elve Cherry / Light oak / Elve lacq.	1.502	1.619	2.169
Lacc. avorio "Avorio" lacq.	1.397	1.538	1.848
Rov. scuro Dark oak	1.599	1.740	2.179

 <b>Codice</b> Code	Lw <b>138.1</b> - Pd <b>56.5</b>	Lw <b>138.1</b> - Pd <b>58.6</b>	Lw <b>180</b> - Pd <b>57.5</b>
	 <b>35-55501</b>	 <b>35-55502</b>	 <b>35-56501</b>
Ciliegio / Rov. chiaro / Lacc. Elve Cherry / Light oak / Elve lacq.	1.975	1.991	1.970
Lacc. avorio "Avorio" lacq.	1.794	1.859	1.681
Rov. scuro Dark oak	2.079	2.123	-

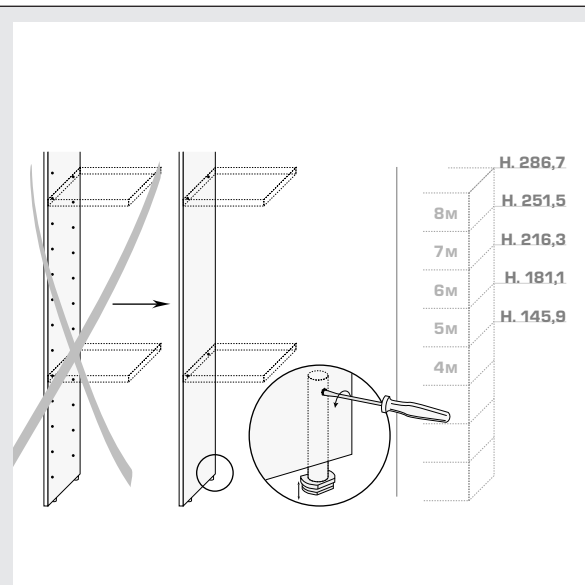
**Note:** Le finiture sono relative a struttura e frontali ad eccezione della finitura rovere che si riferisce solo ai frontali. Nel calcolo delle colonne con ante vetro, è stato considerato il prezzo delle ante vetro serigrafato con telaio alluminio. Lo schienale è stato considerato solo nei vani chiusi.

**Notes:** The finishes refer to the structure and the fronts except for the oak finish that only refers to the fronts. The price of tall elements with glass doors has been calculated considering silk-screen printed glass and aluminium-framed doors. The back panel has been included in modules with doors only.

Programma Parete\_Componibile  
Modular\_Back-to-wall Programme

**LUX**

elme



## SPALLE

Pannelli in particelle di legno di spessore 3,1 cm.

**Piedini regolabili** in altezza montati sotto ogni spalla a terra.

**Finiture:** impiallacciato rovere tinto scuro o laccato nei colori previsti a listino.

**Dimensioni:** altezza spalle a terra 4M(145,9) 5M(181,1) 6M(216,3) 7M(251,5) 8M(286,7)  
spessore 3,1  
profondità 29,8/42,6

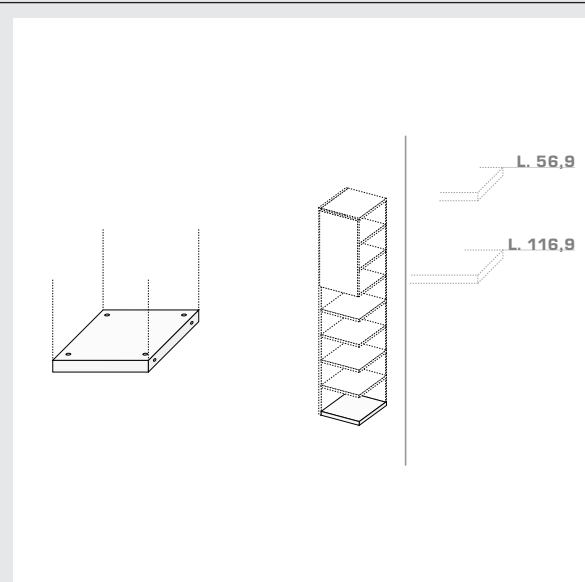
## SUPPORTING SIDES

3.1 cm thick chipboards

**Feet, adjustable** in height and mounted below each floor-standing side.

**Finishes:** dark oak stained veneer or lacquered in the price list colours.

**Dimensions:** heights of floor-standing sides 4M(145.9) 5M(181.1) 6M(216.3) 7M(251.5) 8M(286.7)  
thickness 3.1  
depth 29.8/42.6



## FONDO

Pannello in particelle di legno di spessore 5,1 cm.

**Finiture:** impiallacciato rovere tinto scuro o laccato nei colori previsti a listino.

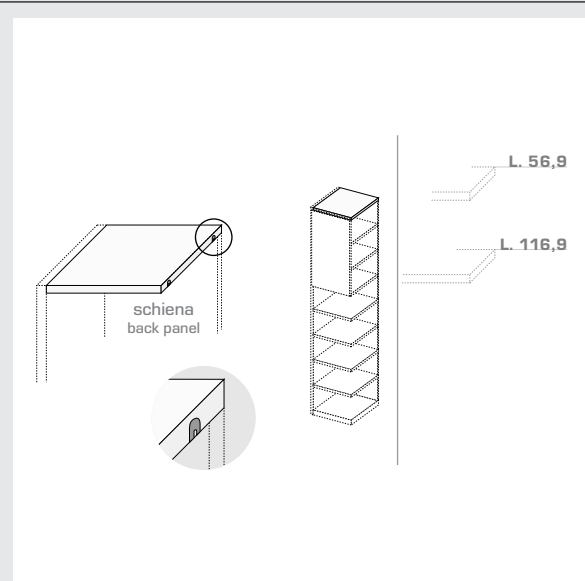
**Dimensioni:** larghezza 56,9/116,9  
spessore 5,1  
profondità 29,8/42,6

## BOTTOM PANEL

5.1 cm thick chipboard

**Finishes:** dark oak stained veneer or lacquered in the price list colours.

**Dimensions:** width 56.9/116.9  
thickness 5.1  
depth 29.8/42.6



## RIPIANO A GIORNO PASSANTE

Pannello in particelle di legno di spessore 3,1 cm usato anche come coperchio.

La profondità uguale a quella della spalla, non consente l'inserimento di schiene dietro a questo ripiano, in tal caso lo schienale viene interrotto.

**Finiture:** impiallacciato rovere tinto scuro o laccato nei colori previsti a listino.

**Dimensioni:** larghezza 56,9/116,9  
spessore 3,1  
profondità 29,6/42,4

## SHELF FOR OPEN ELEMENTS WITHOUT BACK

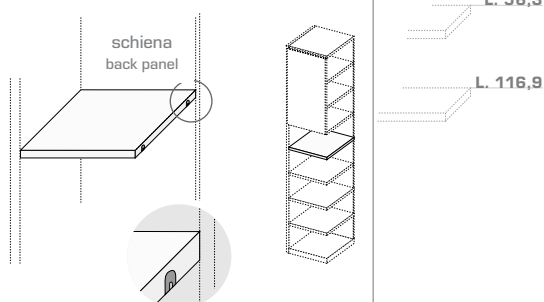
3.1 cm thick chipboard also used as upper top.

If the shelf is as deep as the side it is not possible to fit a back behind this shelf, unless the back panel is interrupted.

**Finishes:** dark oak stained veneer or lacquered in the price list colours.

**Dimensions:** width 56.9/116.9  
thickness 3.1  
depth 29.6/42.4





## RIPIANO A GIORNO CON SCHIENA ED INTERNO

Pannello in particelle di legno di spessore 3,1 cm. La profondità inferiore rispetto a quella della spalla, fa sì che questo ripiano possa essere inserito davanti agli schienali, permettendo di coprire più moduli in altezza, con un unico schienale.

**Finiture:** impiallacciato rovere tinto scuro o laccato nei colori previsti a listino.

**Dimensioni:** larghezza 56,9/116,9  
spessore 3,1  
profondità 27,8/40,6

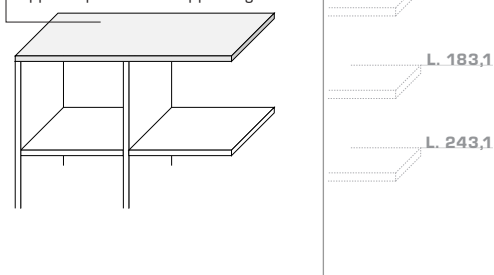
### SHELF FOR OPEN ELEMENTS WITH BACK AND INTERIOR SHELF

3.1 cm thick chipboard. It is not as deep as the side and for this reason it can be fitted against a back panel. A single back panel can be used for many modules.

**Finishes:** dark oak stained veneer or lacquered in the price list colours.

**Dimensions:** width 56.9/116.9  
thickness 3.1  
depth 27.8/40.6

Coperchio sopra spalla  
Upper top fitted on supporting side



## COPERCHIO SOPRA SPALLA

Pannello in particelle di legno sp. 3,1 cm.

**Finiture:** impiallacciato rovere tinto scuro o laccato nei colori previsti a listino.

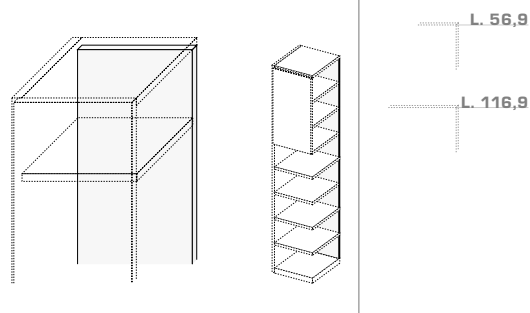
**Dimensioni:** larghezza 123,1/183,1/243,1  
spessore 3,1  
profondità 29,8/42,6

### UPPER TOP FITTED ON SUPPORTING SIDE

3.1 cm thick chipboard

**Finishes:** dark oak stained veneer or lacquered in the price list colours.

**Dimensions:** width 123.1/183.1/243.1  
thickness 3.1  
depth 29.8/42.6



## SCHIENALE

Pannello in particelle di legno di spessore 1,9 cm con profilo parapolvere in gomma su due lati.

**Finiture:** impiallacciato rovere tinto scuro o laccato nei colori previsti a listino.

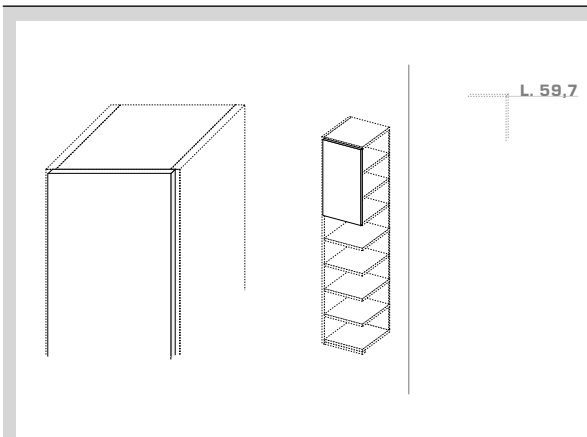
**Dimensioni:** larghezza 56,9/116,9  
spessore 1,9  
altezza 1M - 2M - 3M - 4M\* - 5M\* - 6M\* (\*escluso L. 116,9)

### BACK PANEL

1.9 cm thick chipboard with rubber dust-prevention edging on both sides.

**Finishes:** dark oak stained veneer or lacquered in the price list colours.

**Dimensions:** width 41.9/56.9/86.9/116.9  
thickness 1.9  
height 1M - 2M - 3M - 4M\* - 5M\* - 6M\* (\*excluding W. 116.9)



### ANTA BATTENTE LEGNO E CESTONI AD INCASSO

Pannello in tamburato di classe E1 spessore 3,6 cm impiallacciato rovere tinto scuro, Teak precomposto o laccato nei colori previsti a listino.

**Maniglie ante:** apertura con premi/apri.

**Maniglie cestoni:** maniglia incassata finitura alluminio o testa di moro.

**Dimensioni:** larghezza 58,8  
spessore 3,6  
altezza ante 1M - 1,5M - 2M  
altezza cestoni 1M

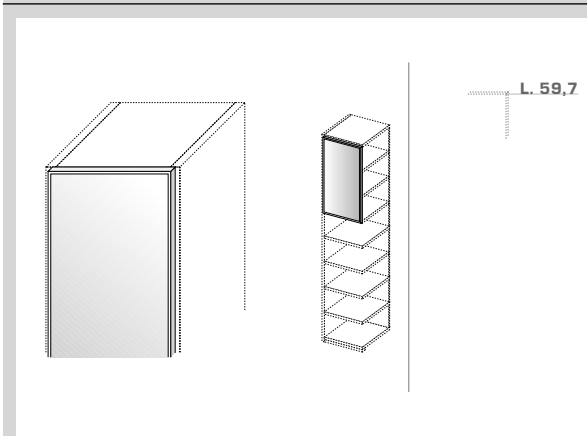
### WOODEN HINGED DOOR AND FITTED DEEP DRAWERS

3.6 cm thick, class E1 honeycomb core panels veneered with dark stained oak, multi-laminar Teak or lacquered in price-list colours.

**Door handles:** push-opening mechanism only.

**Deep drawers handle:** aluminium or "testa di moro" finish integrated handle.

**Dimensions:** width 58.8  
thickness 3.6  
doors height 1M - 1.5M - 2M



### ANTA BATTENTE VETRO

Pannello in tamburato di classe E1 con profilo alluminio in finitura alluminio o testa di moro e vetro spessore 4 mm nelle finiture previste a listino.

**Maniglie ante:** apertura con premi/apri.

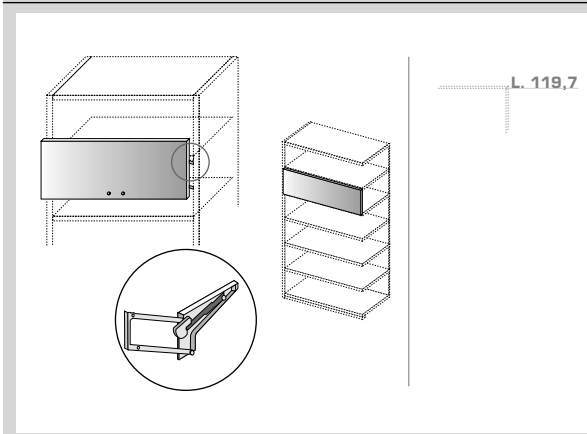
**Dimensioni:** larghezza 58,8  
spessore 3,6  
altezza ante 1,5M - 2M

### GLASS HINGED DOOR

Class E1 honeycomb-core panel with aluminium finish aluminium or "testa di moro" finish aluminium profile and 4 mm thick glass available in price list finishes.

**Door handles:** push-opening mechanism only.

**Dimensions:** width 59.7  
thickness 3.6  
doors height 1.5M - 2M



### ANTA RIBALTA LEGNO

Pannello in tamburato di classe E1 spessore 3,6 cm impiallacciato rovere tinto scuro, Teak precomposto o laccato nei colori previsti a listino. Apertura con meccanismo "Vela".

**Maniglie ante:** Maniglia L. 118 cm finitura alluminio o testa di moro.

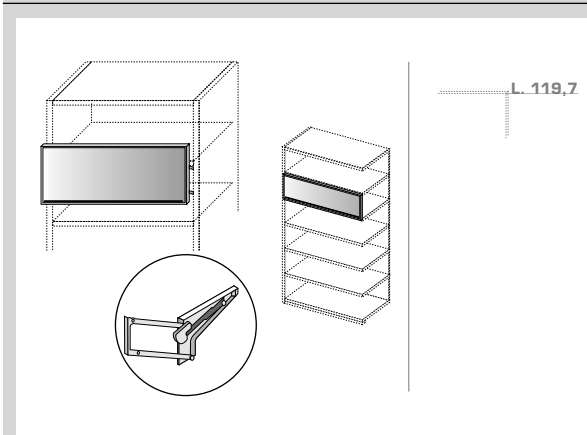
**Dimensioni:** larghezza 118,8  
spessore 3,6  
altezza ante 1M

### WOODEN VERTICALLY-SLIDING DOOR

3.6 cm thick, class E1 honeycomb core panels veneered with dark stained oak, multi-laminar Teak or lacquered in price-list colours. "Vela" opening mechanism.

**Door handles:** 118 long handle with an aluminium or "testa di moro" finish.

**Dimensions:** width 118.8  
thickness 3.6  
doors height 1M



### ANTA RIBALTA VETRO

Pannello in tamburato di classe E1 con profilo alluminio in finitura alluminio o testa di moro e vetro spessore 4 mm nelle finiture previste a listino. Apertura con meccanismo "Vela".

**Maniglie ante:** Maniglia L. 118 cm finitura alluminio o testa di moro.

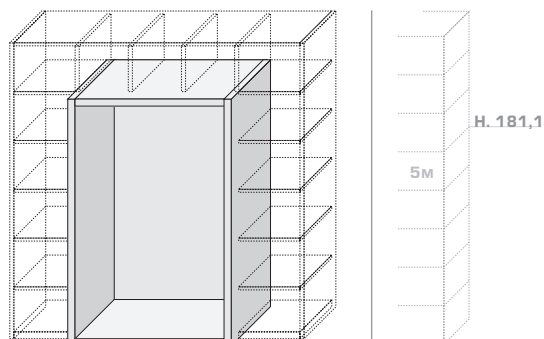
**Dimensioni:** larghezza 118,8  
spessore 3,6  
altezza ante 1M

### GLASS VERTICALLY-SLIDING DOOR

Class E1 honeycomb-core panel with aluminium finish aluminium or "testa di moro" finish aluminium profile and 4 mm thick glass available in price list finishes. "Vela" opening mechanism.

**Door handles:** 118 long handle with an aluminium or "testa di moro" finish.

**Dimensions:** width 118.8  
thickness 3.6  
doors height 1M



## PORTALE

Composto da coperchio, fianchi e fondo in tamburato di spessore 5 cm, sempre completo di una coppia di schiene di spessore 1,9 cm.

**Finiture:** Struttura impiallacciata rovere tinto scuro e Teak precomposto, schiene impiallacciate o laccate come da listino.

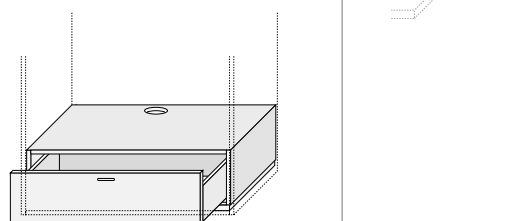
**Dimensioni:** larghezza 123,1  
profondità 58,6  
altezza 181,1

### FRAME ELEMENT

Composed of 5 cm thick honeycomb core top, sides and bottom as well as a pair of 1.9 cm thick backs.

**Finishes:** Structure veneered with dark stained oak or multi-laminar Teak, backs veneered or lacquered in price list colours.

**Dimensions:** width 123.1  
depth 58.6  
height 181.1



## BASE PER PORTALE

Struttura in particelle di legno di spessore 1,9 cm con frontale in tamburato di spessore 5 cm. È dotata di un foro con tappo passacavi sul top, e può essere inserita solo nel portale.

**Finiture:** rovere scuro e Teak precomposto.

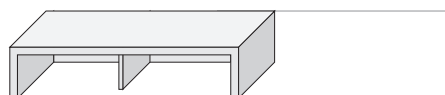
**Dimensioni:** larghezza 113,1  
profondità 56,5  
altezza 35,2

### BASE UNIT FOR FRAME ELEMENT

1.9 cm thick chipboard structure with 5 cm thick honeycomb core front. It is fitted with cable ducting hole plug on the top and can only be used in the frame element.

**Finishes:** dark oak and multi-laminar Teak

**Dimensions:** width 113.1  
depth 56.5  
height 35.2



## PANCA

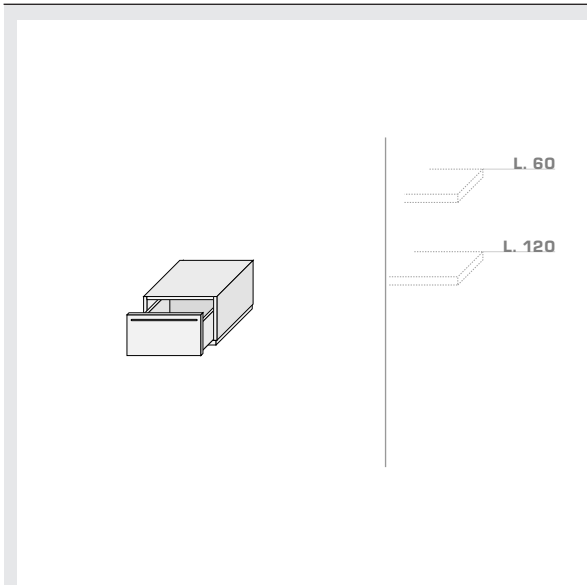
Tamburato spessore 6 cm classe E1 e schiena in particelle di legno sp. 1,9 cm, impiallacciati rovere tinto scuro e Teak precomposto. Il divisorio centrale della panca L. 176,9, è in particelle di legno sp. 3,1 cm.

**Dimensioni:** larghezza 116,9/176,9  
profondità 57,5  
altezza 40,3

### SUPPORTING UNIT

6 cm thick, class E1 honeycomb-core panel and back panel in 3,1 cm thick chipboard veneered with dark stained oak and multi-laminar Teak. The central divider for the W176.9 supporting unit is in chipboard.

**Dimensions:** width 116.9/176.9  
depth 57.5  
height 40.3



## BASE A TERRA

Struttura in particelle di legno spessore 1,9 cm e frontali in tamburato classe E1 spessore 3,6 cm impiallacciate rovere tinto scuro, Teak precomposto o laccate nei colori previsti a listino.

### Cassetti con guide frenanti.

**Maniglie ante:** Maniglia finitura alluminio o testa di moro

**Dimensioni:** larghezza 60/120  
profondità 57,5  
altezza 35,7

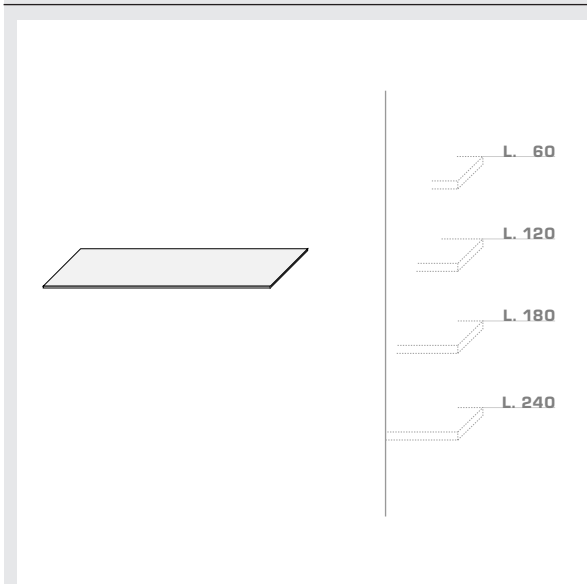
### FLOOR-STANDING BASE UNIT

1.9 thick chipboard structure and 3.6 cm thick, class E1 honeycomb core fronts veneered with dark stained oak, multi-laminar Teak or lacquered in price list colours.

### Drawers with brake system.

**Deep drawers handle:** Aluminium or "testa di moro" finish handle.

**Dimensions:** width 60/120  
depth 57.5  
height 35.7



## TOP PER BASI E CONTENITORI

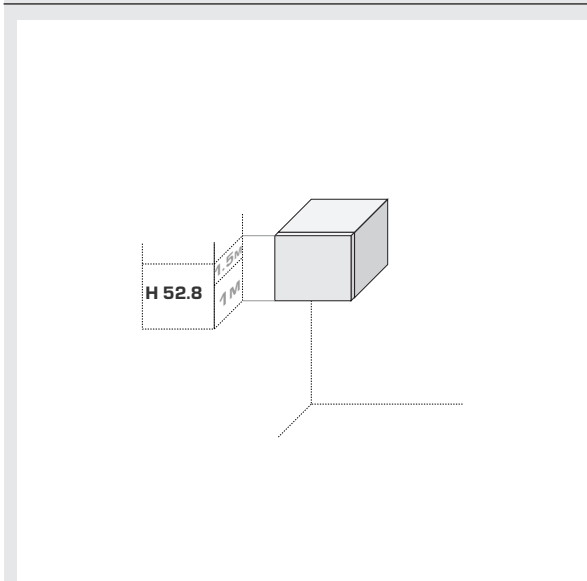
Pannello in particelle di legno sp. 1,5 cm. impiallacciato in rovere tinto scuro e Teak precomposto o laccato nei colori previsti a listino.

**Dimensioni:** larghezza 60/120/180/240  
profondità 42,6/57,5  
altezza 1,5

### TOP FOR BASE AND STORAGE UNITS

1.5 cm thick chipboard veneered with stained dark oak and multi-laminar Teak or lacquered in price list colours.

**Dimensions:** width 60/120/180/240  
depth 42.6/57.5  
height 1.5



## CONTENITORI

Struttura in particelle di legno spessore 1,9 cm con lati interni in finitura "Sabbia" e lati a vista impiallacciate rovere tinto scuro, Teak precomposto o laccate nei colori previsti a listino. Frontali legno in tamburato sp. 3.6 cm impiallacciate rovere tinto scuro, Teak o laccate previsti a listino. Frontali vetro con pannello in tamburato, profilo alluminio in finitura alluminio o testa di moro e vetro spessore 4 mm nelle finiture previste a listino.

**Maniglie ante:** Apertura con premi/apri per le ante battenti e maniglia finitura alluminio o testa di moro per l'anta a ribalta.

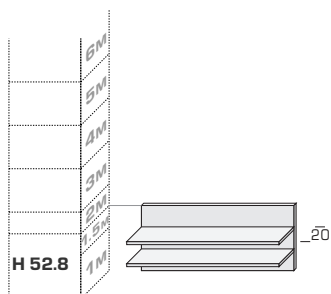
**Dimensioni:** larghezza 60/120  
profondità 46,2  
altezza ribalta 35,2  
altezza battente 52,8

### STORAGE UNITS

1.9 cm thick chipboard structure with "Sabbia" finish interior sides and visible sides veneered with dark stained oak, multi-laminar Teak or lacquered in price list colours. Wooden fronts in 3.6 cm thick honeycomb core panels veneered with dark stained oak, Teak or lacquered in price list colours. Glass fronts with honeycomb core panel, aluminium profile with an aluminium or "testa di moro" finish or 4 mm thick glass in price list finishes.

**Door handles:** Push-opening mechanism for hinged doors and aluminium or "testa di moro" finish handle for top-hung door

**Dimensions:** width 60/120  
depth 46.2  
height of top-hung doors 35.2  
height of hinged doors 52.8



## BOISERIE

Schienale e mensole in particelle di legno spessore 3,1 cm impiallacciate rovere tinto scuro, Teak precomposto o laccate nei colori previsti a listino. Mensole disponibili con o senza luce.

**Dimensioni:** larghezza 60/120  
profondità 3,1/23,1  
altezza 35,2/52,8/70,4

## WALL PANELS

3.1 cm thick chipboard back panel and shelves veneered with dark stained oak, multi-laminar Teak or lacquered in price list colours. Shelves are available with or without lights.


**Dimensions:** width 60/120  
thickness 3.1/23.1  
height 35.2/52.8/70.4

## TAVOLI

Piano in pannello di fibra a media densità sp. 1,3 cm impiallacciato rovere tinto scuro o Teak precomposto. Fasce e gambe in metallo cromato.

## TABLES

1.3 cm thick MDF top veneered with dark stained oak or multi-laminar Teak. Chrome metal underframe and legs.



## SEDIE

**Fast:** struttura in metallo cromato, seduta in pannello di particelle di legno rivestito in cuoio.

**Ola:** struttura in metallo legno e plastica, completamente rivestita in cuoio.


**Esedra:** struttura in legno massello con seduta in multistrati di legno massello tinto rovere scuro o Teak.

## CHAIRS

**Fast:** chrome metal structure, seat in leather-covered chipboard.

**Ola:** metal, wood and plastic structure completely covered with leather.

**Esedra:** solid wood structure with dark oak or Teak stained solid multi-plywood seat.



**MANIGLIE (prezzo incluso)**

HANDLES (price included)



LL 58 prezzo price 10

**TESTA DI MORO - ALLUMINIO**  
PER BASI DA 60

"TESTA DI MORO" - ALUMINIUM  
FOR 60 cm BASE UNITS



LL 118 prezzo price 15

**TESTA DI MORO - ALLUMINIO**  
PER BASI DA 120 E RIBALTE

"TESTA DI MORO" - ALUMINIUM  
FOR 120 cm BASE UNITS AND LIFT-UP DOORS



AD INCASSO prezzo price 10

**TESTA DI MORO - ALLUMINIO**  
PER CESTONI AD INCASSO

FITTED  
"TESTA DI MORO" - ALUMINIUM  
FOR FITTED DEEP DRAWERS

**STRUTTURA PARETE (fianchi, schiene, ripiani)**

STRUCTURE OF BACK-TO-WALL UNITS (sides, backs, shelves)

**ESSENZA WOOD TYPES**



**ROVERE SCURO**  
DARK OAK


**LACCATO OPACO MATT LACQUERED**




AVORIO



BIANCO



PANNA



CORDA



GRIGIO



TORTORA



RUGGINE



VERDE OLIVA



MOKA



PORPORA



ANTRACITE



NERO



RAL OPACO

**LACCATO LUCIDO GLOSS LACQUERS**



BIANCO



ANTRACITE

## STRUTTURE COMPONENTI E FRONTALI (basi, pensili, boiserie, ante e cassetti)

Interno contenitore sempre finitura sabbia.


STRUCTURES OF MODULAR ELEMENTS AND FRONTS (base units, wall units, wall panels, doors and drawers)

Unit interiors always in "sabbia".

### ESSENZA WOOD TYPES




ROVERE SCURO  
DARK OAK



TEAK  
TEAK


### LACCATO OPACO MATT LACQUERED




AVORIO



BIANCO



PANNA



CORDA



GRIGIO



TORTORA



RUGGINE



VERDE OLIVA



MOKA




PORPORA



ANTRACITE




NERO



RAL OPACO


### LACCATO LUCIDO GLOSS LACQUERED




AVORIO



BIANCO



PANNA



CORDA



GRIGIO



TORTORA



RUGGINE



VERDE OLIVA



MOKA



PORPORA



ANTRACITE



NERO


### ANTE VETRO CON TELAIO ALLUMINIO ALUMINIUM FRAMED GLASS DOORS



SPECCHIO BRONZATO  
BRONZED MIRROR



VETRO BIANCO  
WHITE GLASS

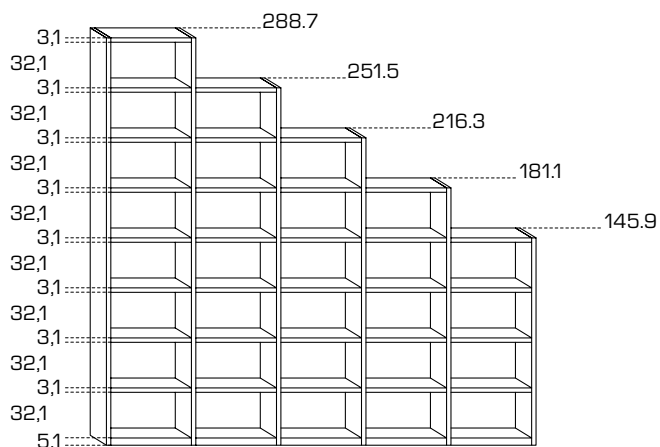


VETRO ECRÚ  
ECRU GLASS




VETRO NERO  
BLACK GLASS

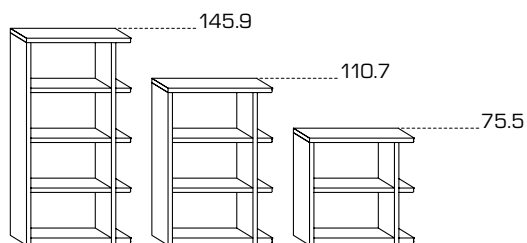
**ALTEZZE SPALLE**  
HEIGHTS OF SUPPORTING SIDES



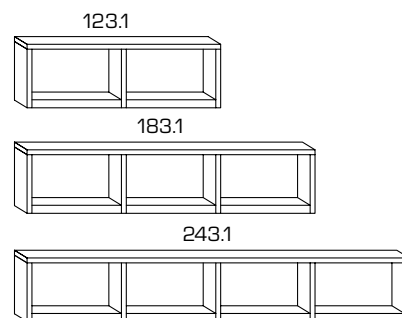
**LARGHEZZE MODULI**  
WIDTHS OF MODULES



**ALTEZZE SPALLE PER COPERCHIO DI FINITURA**  
HEIGHTS OF SUPPORTING SIDES FOR UPPER TOP



**LARGHEZZE COPERCHI DI FINITURA**  
WIDTHS OF TOP

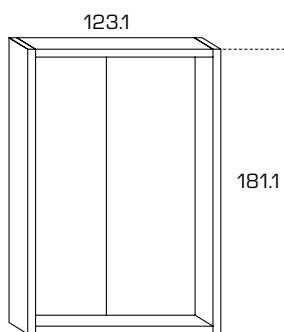


**PROFONDITÀ SPALLE**  
DEPTHS OF SUPPORTING SIDES

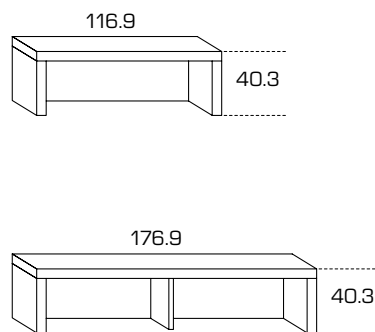


**ELEMENTI SPECIALI**  
SPECIAL ELEMENTS

**ALTEZZA E LARGHEZZA PORTALE**  
HEIGHT AND WIDTH OF FRAME ELEMENT



**ALTEZZA E LARGHEZZE PANCHE**  
HEIGHT AND WIDTHS OF SUPPORTING UNITS



**PROFONDITÀ PORTALE**  
DEPTH OF FRAME ELEMENT



**PROFONDITÀ PANCHE**  
DEPTH OF SUPPORTING UNITS





# MODULARITÀ LUX COMPONENTE

MODULARITY OF LUX MODULAR ELEMENTS

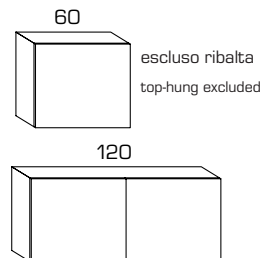
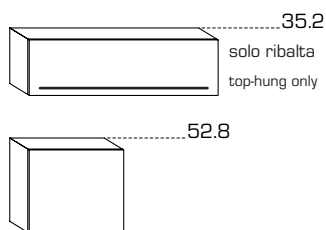
## MISURE PENSILI

WALL UNIT MEASUREMENTS

ALTEZZE  
HEIGHTS

LARGHEZZE  
WIDTHS

PROFONDITÀ  
DEPTHS



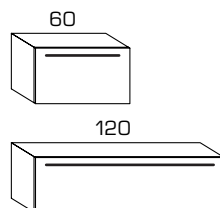
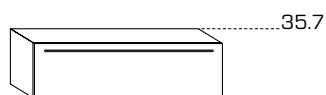
## MISURE BASI (vanno sempre posate su pedana H 7 cm o piedini H 1 cm)

BASE UNIT MEASUREMENTS (they must always be fitted on top of bases H 7 cm or feet H 1 cm)

ALTEZZE  
HEIGHTS

LARGHEZZE  
WIDTHS

PROFONDITÀ  
DEPTHS

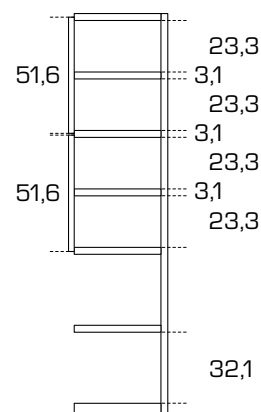
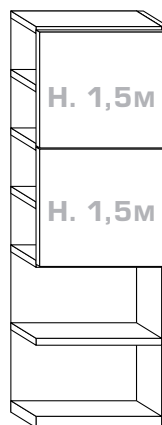
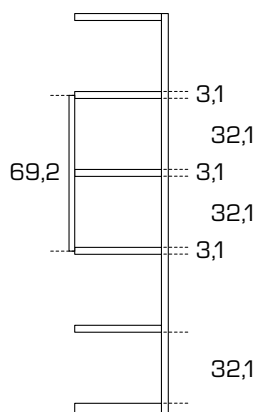
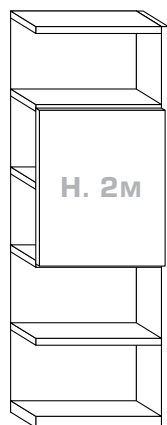


## ESEMPIO DI COMPONENTABILITÀ DI UNA COLONNA CON ANTE H. 1-2 MODULI E 1,5 MODULI

EXAMPLE OF MODULARITY OF A TALL UNIT WITH H-1-2 MODULE AND 1.5 MODULE DOORS

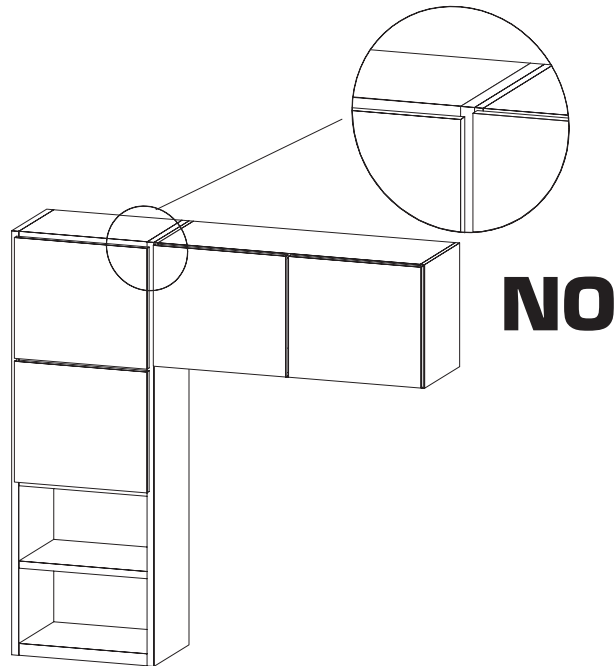
CON ANTE H. 1 E 2 MODULI  
WITH H. 1 AND 2 MODULE DOORS

CON ANTE H. 1,5 MODULI  
WITH H. 1.5 MODULE DOORS



**PENSILE ACCOSTATO AD UNA COLONNA**

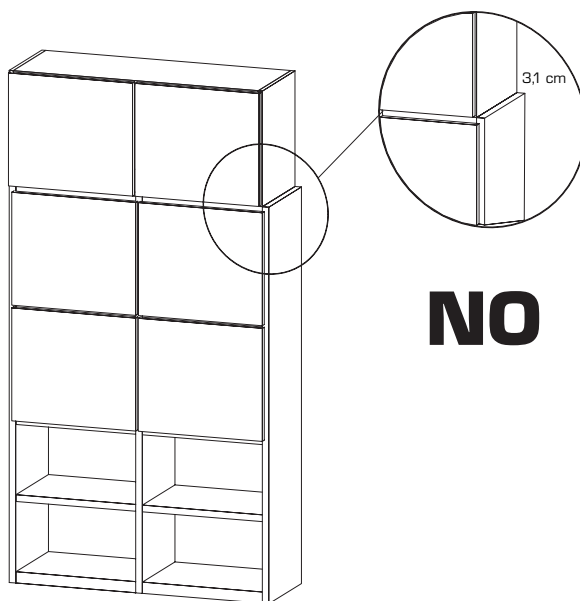
WALL UNIT INSTALLED ADJACENT TO A TALL UNIT



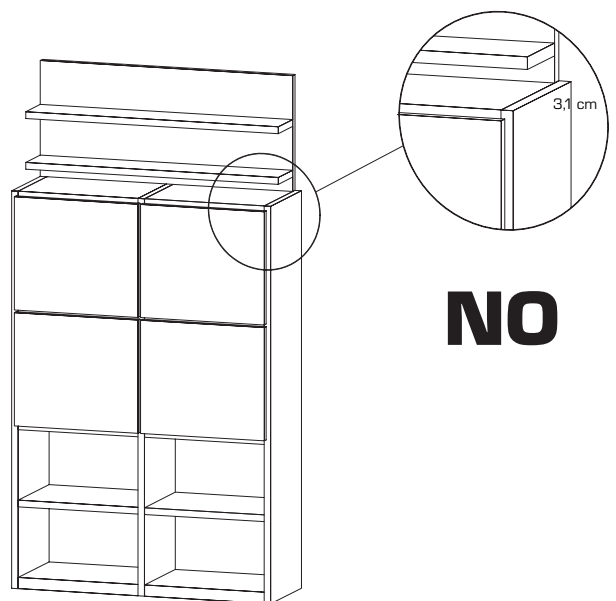
Non è possibile accostare pensili a colonne Lux perchè le ante dei due elementi risulterebbero disallineate ed eccessivamente distaccate tra loro.  
 It is not possible to install wall units adjacent to a tall Lux unit because the doors of the two units would not be aligned and would be too far apart.

**PENSILE O BOISERIE SOVRAPPOSTI AD UNA COLONNA**

WALL UNIT OR WALL PANEL FITTED ABOVE A TALL UNIT.



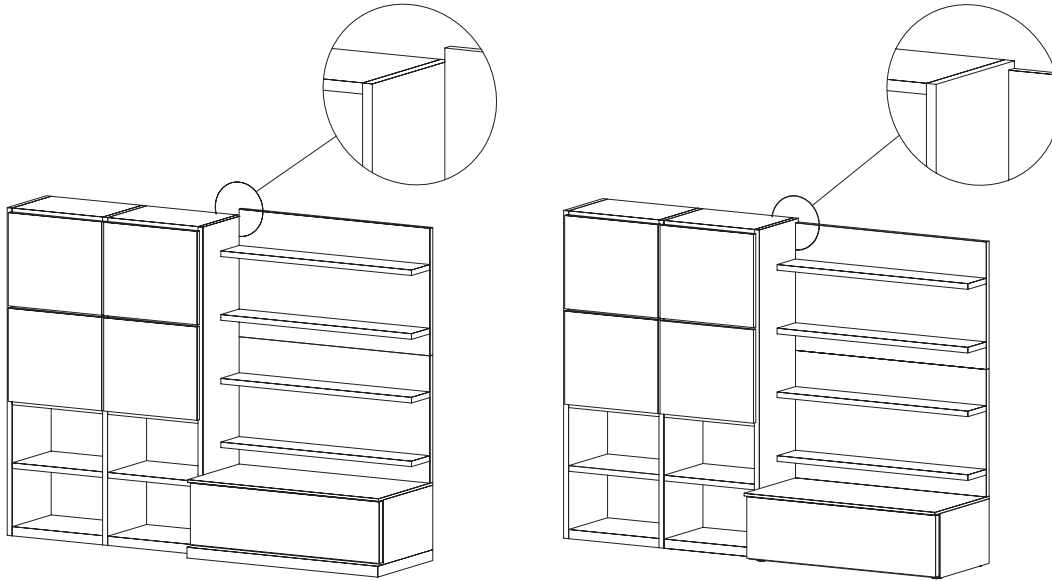
Non è possibile sovrapporre un pensile ad una struttura parete.  
 La larghezza del pensile è inferiore a quella dei moduli più spalla.  
 It is not possible to fit a wall unit on top of a back-to-wall structure.  
 The width of the wall unit is less than that of the modules plus the supporting side.



Non è possibile sovrapporre una boiserie ad una struttura parete.  
 La larghezza dello schienale è inferiore a quella dei moduli più spalla.  
 It is not possible to fit a wall panel on top of a back-to-wall structure.  
 The width of the back panel is less than that of the modules plus the supporting side.

**BOISERIE AFFIANCATA AD UNA COLONNA**

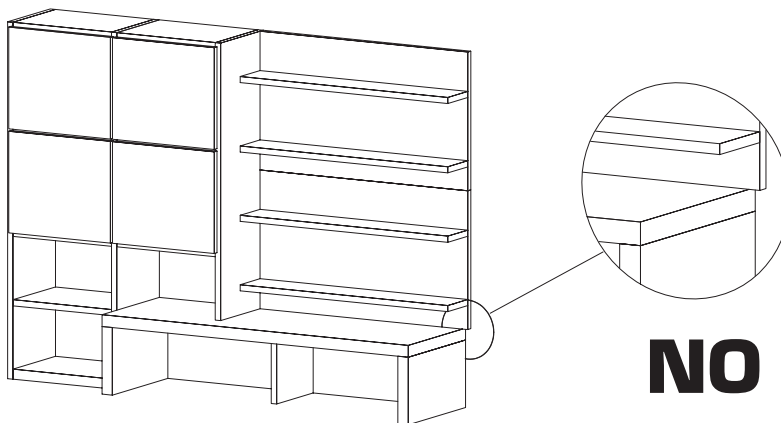
WALL PANELS FITTED ALONGSIDE A TALL UNIT


**NO**

Sovrapponendo le boiserie ad una base con piedini o con pedana, non è possibile raggiungere la stessa altezza di una colonna a spalla.  
 If a wall panel is fitted on top of a base unit with feet or with a base it is not possible to reach the height of a tall unit with supporting side.

**BOISERIE SOVRAPPOSTA AD UNA PANCA**

WALL PANEL FITTED ON TOP OF A SUPPORTING UNIT


**NO**

La panca è un elemento Lux parete, non è possibile sovrapporvi elementi Boiserie o Pensili.

La larghezza di questi elementi è superiore rispetto a quella delle panche.

The supporting unit is a Lux back-to-wall element. It is not possible to fit wall panels or wall units on top of it.

The width of these elements is greater than that of the supporting units.

	M <sup>3</sup>	Codice Code	Rovere scuro Dark oak	Lacc. avorio opaco Matt "avorio" lacquered	Lacc. opaco Matt lacquered	Lacc. lucido bianco / antracite Gloss "bianco" / "antracite" lacquered	Lacc. RAL opaco matt RAL lacquered	
<b>Spalle a terra Sp. 3,1</b> Floor-standing supporting side, 3.1 cm thick								
		<b>P<sub>D</sub> 29.8</b>						
		<b>H<sub>H</sub> 286.7</b>	0,070	<b>051068</b>	188	160	188	244
		<b>H<sub>H</sub> 251.5</b>	0,062	<b>051067</b>	170	145	170	220
		<b>H<sub>H</sub> 216.3</b>	0,053	<b>051066</b>	149	127	149	193
		<b>H<sub>H</sub> 181.1</b>	0,045	<b>051065</b>	133	113	133	173
		<b>H<sub>H</sub> 145.9</b>	0,037	<b>051064</b>	114	98	114	149
			<b>P<sub>D</sub> 42.6</b>					
		<b>H<sub>H</sub> 286.7</b>	0,096	<b>051018</b>	188	160	188	244
		<b>H<sub>H</sub> 251.5</b>	0,085	<b>051017</b>	170	145	170	220
		<b>H<sub>H</sub> 216.3</b>	0,073	<b>051016</b>	149	127	149	193
	<b>H<sub>H</sub> 181.1</b>	0,062	<b>051015</b>	133	113	133	173	
	<b>H<sub>H</sub> 145.9</b>	0,050	<b>051014</b>	114	98	114	149	
<b>Spalle sopraalzato Sp. 3,1</b> • (per panche H 40.3 non posizionabili sopra le basi) Sides fitted on supporting units, 3.1 cm thick • (for supporting units H 40.3 - cannot be fitted on base units)								
		<b>P<sub>D</sub> 29.8</b>						
		<b>H<sub>H</sub> 246.4</b>	0,061	<b>051077</b>	167	139	167	224
		<b>H<sub>H</sub> 211.2</b>	0,052	<b>051076</b>	149	124	149	200
		<b>H<sub>H</sub> 176</b>	0,044	<b>051075</b>	128	106	128	173
		<b>H<sub>H</sub> 140.8</b>	0,035	<b>051074</b>	112	93	112	152
			<b>P<sub>D</sub> 42.6</b>					
		<b>H<sub>H</sub> 246.4</b>	0,083	<b>051027</b>	167	139	167	224
		<b>H<sub>H</sub> 211.2</b>	0,072	<b>051026</b>	149	124	149	200
		<b>H<sub>H</sub> 176</b>	0,060	<b>051025</b>	128	106	128	173
		<b>H<sub>H</sub> 140.8</b>	0,048	<b>051024</b>	112	93	112	152
<b>Spalle sopra portale</b> Sides fitted on frame element								
		<b>P<sub>D</sub> 29.8</b>						
		<b>H<sub>H</sub> 105.8</b>	0,026	<b>051083</b>	79	68	79	103
		<b>H<sub>H</sub> 70.4</b>	0,018	<b>051082</b>	60	51	60	78
		<b>H<sub>H</sub> 35.2</b>	0,009	<b>051081</b>	43	36	43	55
			<b>P<sub>D</sub> 42.6</b>					
		<b>H<sub>H</sub> 105.8</b>	0,036	<b>051033</b>	79	68	79	103
		<b>H<sub>H</sub> 70.4</b>	0,024	<b>051032</b>	60	51	60	78
		<b>H<sub>H</sub> 35.2</b>	0,013	<b>051031</b>	43	36	43	55

# El. per colonne con COPERCHIO DI FINITURA

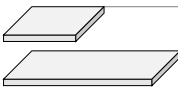
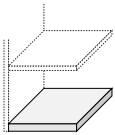
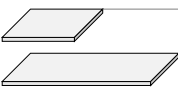
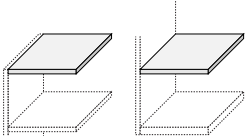
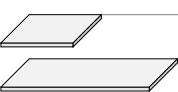
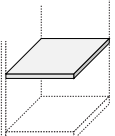
Elements for tall units with UPPER TOPS

# LUX PARETE

LUX BACK-TO-WALL UNITS

	M <sup>3</sup>	Codice Code	Rovere scuro Dark oak	Lacc. avorio opaco Matt "avorio" lacquered	Lacc. opaco Matt lacquered	Lacc. lucido bianco / antracite Gloss "bianco" / "antracite" lacquered	Lacc. RAL opaco matt RAL lacquered		
<b>Spalle a terra Sp. 3,1 per coperchio di finitura</b> Floor-standing supporting sides, 3.1 cm thick, for upper tops									
<p>Coperchio sopra spalla Upper top fitted on supporting side</p>		<b>P<sub>D</sub> 29.8</b>							
		<b>H<sub>H</sub> 142.8</b>	0,036	<b>051104</b>	112	93	112	168	152
		<b>H<sub>H</sub> 107.6</b>	0,027	<b>051103</b>	79	68	79	119	103
		<b>H<sub>H</sub> 72.4</b>	0,019	<b>051102</b>	60	51	60	90	78
		<b>P<sub>D</sub> 42.6</b>							
		<b>H<sub>H</sub> 142.8</b>	0,049	<b>051114</b>	112	93	112	168	152
		<b>H<sub>H</sub> 107.6</b>	0,038	<b>051113</b>	79	68	79	119	103
		<b>H<sub>H</sub> 72.4</b>	0,026	<b>051112</b>	60	51	60	90	78
	<b>Spalle sopralzo Sp. 3,1 per coperchio di finitura</b> • (per panche H 40.3 non posizionabili sopra le basi) Sides fitted on supporting units, 3.1 cm thick, for upper tops • (for supporting units H 40.3 - cannot be fitted on base units)								
	<p>Coperchio sopra spalla Upper top fitted on supporting side</p>		<b>P<sub>D</sub> 29.8</b>						
		<b>H<sub>H</sub> 102.5</b>	0,026	<b>051123</b>	79	68	79	119	103
		<b>H<sub>H</sub> 67.3</b>	0,018	<b>051122</b>	60	51	60	90	78
		<b>P<sub>D</sub> 42.6</b>							
		<b>H<sub>H</sub> 102.5</b>	0,036	<b>051133</b>	79	68	79	119	103
		<b>H<sub>H</sub> 67.3</b>	0,024	<b>051132</b>	60	51	60	90	78
<b>Coperchio di finitura sopra spalla Sp. 3,1</b> Upper top on supporting side 3,1 cm thick									
<p>Coperchio sopra spalla Upper top fitted on supporting side</p>		<b>P<sub>D</sub> 29.8</b>							
		<b>L 123.1</b>	0,031	<b>052082</b>	106	82	96	144	125
		<b>L 183.1</b>	0,046	<b>052083</b>	142	110	129	194	168
		<b>L 243.1</b>	0,060	<b>052084</b>	176	136	160	240	208
		<b>P<sub>D</sub> 42.6</b>							
		<b>L 123.1</b>	0,043	<b>052092</b>	106	82	96	144	125
	<b>L 183.1</b>	0,062	<b>052093</b>	142	110	129	194	168	
	<b>L 243.1</b>	0,082	<b>052094</b>	176	136	160	240	208	

Note: Maggiorazione per taglio in altezza di una spalla: 29  
 Notes: Surcharge for height reduction of one side: 29



	M <sup>3</sup>	Codice Code	Rovere scuro Dark oak	Lacc. avorio opaco Matt "avorio" lacquered	Lacc. opaco Matt lacquered	Lacc. lucido bianco / antracite Gloss "bianco" / "antracite" lacquered	Lacc. RAL opaco matt RAL lacquered	
<b>Fondi Sp. 5,1</b> Bottom panels, 5.1 cm thick								
		<b>P<sub>D</sub> 29.6</b>						
	<b>LL 56.9</b>	0,020	<b>052632</b>	50	43	50	75	64
	<b>LL 116.9</b>	0,039	<b>052636</b>	85	73	85	128	111
		<b>P<sub>D</sub> 42.4</b>						
	<b>LL 56.9</b>	0,027	<b>052622</b>	50	43	50	75	64
	<b>LL 116.9</b>	0,055	<b>052626</b>	85	73	85	128	111
<b>Ripiani a giorno passanti (per colonna s/schiena) Sp. 3,1</b> • SERVONO ANCHE DA COPERCHI Open shelves for tall unit without back, 3.1 cm thick • CAN ALSO BE USED AS UPPER TOPS								
		<b>P<sub>D</sub> 29.6</b>						
	<b>LL 56.9</b>	0,016	<b>053122</b>	50	43	50	75	64
	<b>LL 116.9</b>	0,030	<b>053126</b>	80	68	80	120	104
		<b>P<sub>D</sub> 42.4</b>						
	<b>LL 56.9</b>	0,021	<b>053062</b>	50	43	50	75	64
	<b>LL 116.9</b>	0,042	<b>053066</b>	80	68	80	120	104
<b>Ripiani a giorno ed interni (per elementi c/schiena) Sp. 3,1</b> Open and interior shelves (for elements with back) 3.1 cm thick								
		<b>P<sub>D</sub> 27.8</b>						
	<b>LL 56.9</b>	0,015	<b>053132</b>	49	42	49	74	63
	<b>LL 116.9</b>	0,029	<b>053136</b>	84	72	84	126	109
		<b>P<sub>D</sub> 40.6</b>						
	<b>LL 56.9</b>	0,021	<b>053082</b>	49	42	49	74	63
	<b>LL 116.9</b>	0,040	<b>053086</b>	84	72	84	126	109

# ELEMENTI STRUTTURALI

STRUCTURAL ELEMENTS

# LUX PARETE

LUX BACK-TO-WALL UNITS

	M <sup>3</sup>	Codice Code	Rovere scuro Dark oak	Lacc. avorio opaco Matt "avorio" lacquered	Lacc. opaco Matt lacquered	Lacc. lucido bianco / antracite Gloss "bianco" / "antracite" lacquered	Lacc. RAL opaco matt RAL lacquered	
<b>Ripiani interni cristallo per anta vetro</b> <b>Sp. 0,8</b> <ul style="list-style-type: none"> <li>(non sono possibili tagli a misura)</li> </ul> Glass interior shelves for glass door, 0.8 cm thick <ul style="list-style-type: none"> <li>(custom-sizing is not possible)</li> </ul>								
<b>Po 27.2</b> <b>L. 56.9</b>								
	0,007	<b>053302</b>		<b>21</b>				
<b>Po 40</b> <b>L. 56.9</b>								
	0,010	<b>053285</b>		<b>21</b>				
<b>Faretti alogeni</b> <ul style="list-style-type: none"> <li>Inseribili solo su ripiani a giorno passanti</li> <li>Nel prezzo è compresa la foratura del ripiano</li> </ul> Halogen ligts <ul style="list-style-type: none"> <li>can only be fitted on shelves for open elements without back</li> <li>Shelf drilling is included in the price</li> </ul>								
<b>kit 1 faretto</b> kit with 1 spotlight								
	0,017	<b>096041</b>		<b>60</b>				
<b>kit 2 faretti</b> kit with 2 spotlights								
	0,017	<b>096042</b>		<b>69</b>				
<b>kit 3 faretti</b> kit with 3 spotlights								
	0,017	<b>096043</b>		<b>78</b>				
<b>kit 4 faretti</b> kit with 4 spotlights								
	0,017	<b>096044</b>		<b>86</b>				
<b>kit 5 faretti</b> kit with 5 spotlights								
	0,017	<b>096045</b>		<b>95</b>				
<b>kit 6 faretti</b> kit with 6 spotlights								
	0,017	<b>096046</b>		<b>104</b>				
<b>Montanti per angolo cieco</b> Uprights for inaccessible corner								
<b>Hh 286.7</b>								
	0,049	<b>051348</b>		<b>83</b>	<b>71</b>	<b>83</b>	<b>125</b>	<b>108</b>
<b>Hh 251.5</b>								
	0,043	<b>051347</b>		<b>75</b>	<b>63</b>	<b>75</b>	<b>113</b>	<b>98</b>
<b>Hh 216.3</b>								
	0,038	<b>051346</b>		<b>67</b>	<b>56</b>	<b>67</b>	<b>101</b>	<b>86</b>
<b>Hh 181.1</b>								
	0,032	<b>051345</b>		<b>58</b>	<b>50</b>	<b>58</b>	<b>87</b>	<b>76</b>

Note: Maggiorazione per taglio in larghezza di un ripiano: 29 - Maggiorazione per taglio in profondità di un ripiano: 29

Maggiorazione per taglio in altezza montante angolo: 29

Notes: Surcharge for width reduction of one shelf: 29 - Surcharge for depth reduction of one shelf: 29

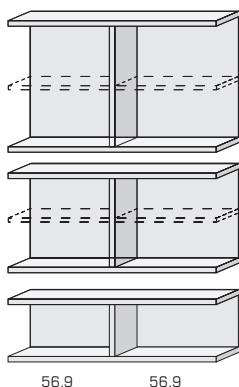
Surcharge for height reduction of corner upright: 29

# ELEMENTO PONTE

BRIDGING UNIT ELEMENT

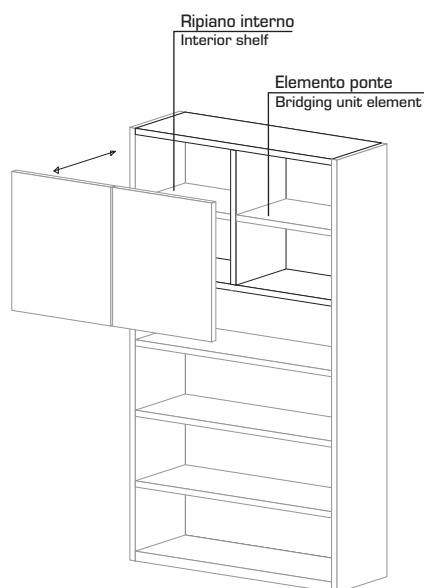
**LUX PARETE**  
LUX BACK-TO-WALL UNITS

	M <sup>3</sup>	Codice Code	Rovere scuro Dark oak	Lacc. avorio opaco Matt "avorio" lacquered	Lacc. opaco Matt lacquered	Lacc. lucido bianco / antracite Gloss "bianco" / "antracite" lacquered	Lacc. RAL opaco matt RAL lacquered
<b>Elemento ponte per vano L.116,9</b> <b>Per inserimento ante su vano L.116,9</b> <b>Aggiungere sempre ante e ripiani interni vetro</b> Always add glass doors and interior shelves To fit doors on W. 116.9 compartment Always add glass doors and interior shelves							
<b>P<sub>D</sub> 29.6</b>							
<b>H<sub>H</sub> 67.3</b>	0,124	<b>053153</b>	<b>308</b>	<b>262</b>	<b>308</b>	<b>462</b>	<b>400</b>
<b>H<sub>H</sub> 49.7</b>	0,108	<b>053152</b>	<b>286</b>	<b>245</b>	<b>286</b>	<b>429</b>	<b>372</b>
<b>H<sub>H</sub> 32.1</b>	0,094	<b>053151</b>	<b>263</b>	<b>224</b>	<b>263</b>	<b>395</b>	<b>341</b>
<b>P<sub>D</sub> 42.4</b>							
<b>H<sub>H</sub> 67.3</b>	0,154	<b>053158</b>	<b>308</b>	<b>262</b>	<b>308</b>	<b>462</b>	<b>400</b>
<b>H<sub>H</sub> 49.7</b>	0,137	<b>053157</b>	<b>286</b>	<b>245</b>	<b>286</b>	<b>429</b>	<b>372</b>
<b>H<sub>H</sub> 32.1</b>	0,121	<b>053156</b>	<b>263</b>	<b>224</b>	<b>263</b>	<b>395</b>	<b>341</b>



## Esempio:

Example:



L'elemento ponte serve a dividere un vano da 116,9 in due vani da 56,9 cm. di larghezza.

Questo elemento consente l'inserimento d'una o più ante su un vano da 116,9.

The bridging unit element is used to separate a 116.9 cm compartment into two 56.9 cm wide compartments.  
This element permits one or two doors to be fitted on a 116.9 cm compartment.

Note: Maggiorazione per taglio in larghezza di uno schienale: 29

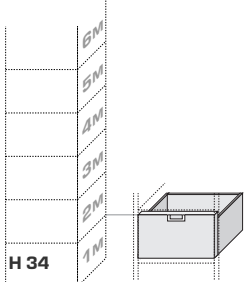
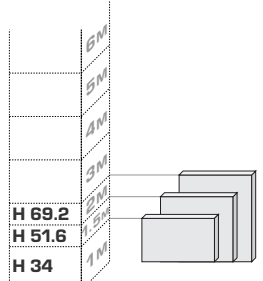
Maggiorazione per taglio in altezza di uno schienale: 29

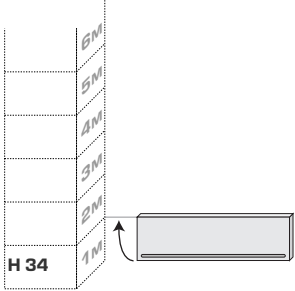
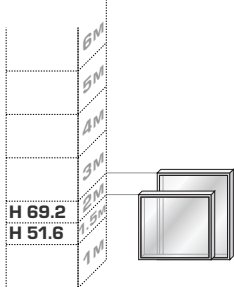
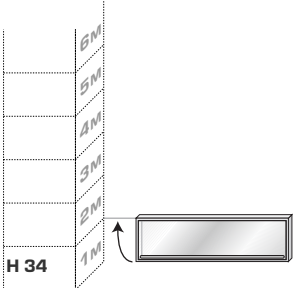
Notes: Surcharge for width reduction of one back panel: 29

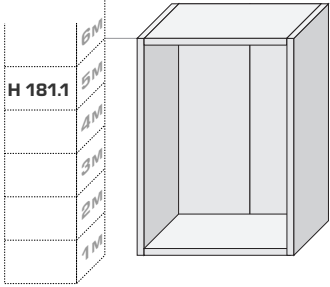
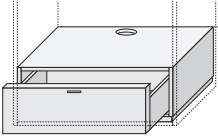


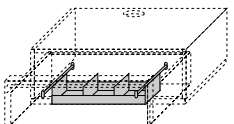
Surcharge for height reduction of one back panel: 29



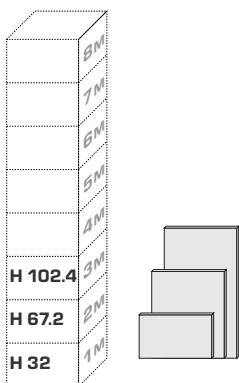
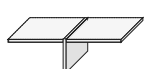
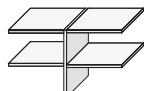
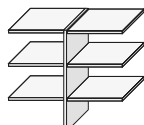
	M <sup>3</sup>	Codice Code	Rovere scuro Dark oak	Lacc. avorio opaco Matt "avorio" lacquered	Lacc. opaco Matt lacquered	Lacc. lucido bianco / antracite Gloss "bianco" / "antracite" lacquered	Lacc. RAL opaco matt RAL lacquered	
<b>Schienali per modulo 60 Sp. 1,9</b> Back panels for 60 cm module, 1.9 cm thick								
	<b>H<sub>H</sub> 208</b>	0,071	<b>055206</b>	95	80	95	143	123
	<b>H<sub>H</sub> 172.8</b>	0,060	<b>055205</b>	81	69	81	122	105
	<b>H<sub>H</sub> 137.6</b>	0,048	<b>055204</b>	67	56	67	101	86
	<b>H<sub>H</sub> 102.4</b>	0,036	<b>055203</b>	53	45	53	80	69
	<b>H<sub>H</sub> 67.2</b>	0,025	<b>055202</b>	40	33	40	60	51
	<b>H<sub>H</sub> 49.6</b>	0,019	<b>055271</b>	32	27	32	48	42
	<b>H<sub>H</sub> 32</b>	0,013	<b>055201</b>	25	21	25	38	32
	<b>Schienali per modulo 120 Sp. 1,9</b> Back panels for 120 cm module, 1.9 cm thick							
	<b>H<sub>H</sub> 102.4</b>	0,071	<b>055223</b>	93	79	93	140	121
	<b>H<sub>H</sub> 67.2</b>	0,048	<b>055222</b>	68	57	68	102	88
	<b>H<sub>H</sub> 32</b>	0,025	<b>055221</b>	43	36	43	65	55

	M <sup>3</sup>	Codice Code	Rovere scuro Teak Dark oak Teak	Lacc. avorio opaco Matt. "avorio" lacquered	Lacc. opaco Matt. lacquered	Lacc. lucido Gloss lacquered	Lacc. RAL opaco matt RAL lacquered
<p><b>Cestone incasso esterno Sp. 3.6 per modulo L 56,9</b></p> <ul style="list-style-type: none"> <li>• Solo con maniglia incassata, no premi/apri</li> <li>• (il retro dei cassetti deve sempre essere schienato)</li> </ul> <p>Fitted "external" deep drawer for, 3.6 cm thick, for W 56.9 cm module</p> <ul style="list-style-type: none"> <li>• With integrated handle only. The push-opening mechanism not available</li> <li>• (the drawers must always have a back panel)</li> </ul> <p><b>Con sistema frenante</b> With brake system</p>  <p><b>Pd 42.6</b> <b>Hh 34</b></p>	0,131	<b>082072</b>	<b>142</b>	<b>109</b>	<b>129</b>	<b>194</b>	<b>168</b>
<p><b>Ante legno per modulo L 56,9 Sp. 3,6</b></p> <ul style="list-style-type: none"> <li>• Con apertura premi/apri</li> </ul> <p>Wooden doors for W 56.9, 3.6 cm thick module</p> <ul style="list-style-type: none"> <li>• With push-opening mechanism</li> </ul>  <p><b>Hh 69.2</b> <b>Hh 51.6</b> <b>Hh 34</b></p>	0,044	<b>054225</b> Sx <b>054226</b> Dx	<b>122</b>	<b>94</b>	<b>111</b>	<b>167</b>	<b>144</b>
	0,034	<b>054223</b> Sx <b>054224</b> Dx	<b>107</b>	<b>82</b>	<b>97</b>	<b>146</b>	<b>126</b>
	0,023	<b>054221</b> Sx <b>054222</b> Dx	<b>86</b>	<b>66</b>	<b>78</b>	<b>117</b>	<b>101</b>

	M <sup>3</sup>	Codice Code	Rovere scuro Teak Dark oak Teak	Lacc. avorio opaco Matt. "avorio" lacquered	Lacc. opaco Matt. lacquered	Lacc. lucido Gloss lacquered	Lacc. RAL opaco matt. RAL lacquered
<p><b>Anta ribalta legno per modulo L 116,9</b></p> <ul style="list-style-type: none"> <li>• Con meccanismo vela</li> <li>• Solo con maniglia, no premi/apri</li> </ul> <p>Wooden lift-up door for W 116.9 cm module</p> <ul style="list-style-type: none"> <li>• With "vela" mechanism</li> <li>• With handle only, push-opening mechanism is not available</li> </ul> 							
<p><b>Hh 34</b></p>	0,050	<b>054038</b>	<b>385</b>	<b>298</b>	<b>350</b>	<b>525</b>	<b>455</b>
<p><b>Anta vetro per modulo L 56,9</b></p> <ul style="list-style-type: none"> <li>• Con apertura premi/apri</li> <li>• Telaio alluminio finitura alluminio o testa di moro</li> </ul> <p>Glass doors for W 56.9 cm module</p> <ul style="list-style-type: none"> <li>• With push-opening mechanism</li> <li>• Aluminium frame with aluminium or "testa di moro" finish</li> </ul> 			Specchio bronzato Bronzed mirror	Vetro bianco White glass	Vetro nero Black glass	Vetro ecrù Ecru glass	
<p><b>Hh 69.2</b></p>	0,044	<b>054235</b> Sx <b>054236</b> Dx	<b>153</b>	<b>166</b>	<b>181</b>	<b>181</b>	
<p><b>Hh 51.6</b></p>	0,034	<b>054233</b> Sx <b>054234</b> Dx	<b>133</b>	<b>142</b>	<b>153</b>	<b>153</b>	
<p><b>Anta ribalta vetro L 116,9</b></p> <ul style="list-style-type: none"> <li>• Con meccanismo vela</li> <li>• Telaio alluminio finitura alluminio o testa di moro</li> <li>• Solo con maniglia, no premi/apri</li> </ul> <p>Glass lift-up door, W 116.9 cm</p> <ul style="list-style-type: none"> <li>• With "vela" mechanism</li> <li>• Aluminium frame with aluminium or "testa di moro" finish</li> <li>• With handle only, push-opening mechanism is not available</li> </ul> 							
<p><b>Hh 34</b></p>	0,050	<b>054040</b>	<b>376</b>	<b>388</b>	<b>401</b>	<b>401</b>	

	M <sup>3</sup>	Codice Code	FIN. SCHIENALE FINISH OF BACKS					
			Rovere scuro Teak Dark oak Teak	Lacc. avorio opaco "Avorio" matt lacq.	Lacc. opaco Matt lacq.	Lacc. lucido Gloss lacq.	Lacc. RAL opaco RAL matt lacq.	
<p><b>Portale a filo struttura P 58,6 completo di schienale</b></p> <ul style="list-style-type: none"> <li>• disponibile solo con struttura rovere scuro e teak</li> <li>• VA SEMPRE INSERITO TRA DUE FIANCHI</li> </ul> <p>Frame element fitted flush with the structure, D 58.6 cm, with back panel</p> <ul style="list-style-type: none"> <li>• available with dark oak and teak structures only</li> <li>• IT MUST ALWAYS BE FITTED BETWEEN TWO SIDES</li> </ul>  <p style="text-align: right;"><b>Ll 123.1</b></p>	0,364	<b>079007</b>	<b>814</b>	<b>755</b>	<b>798</b>	<b>875</b>	<b>844</b>	
<p><b>Base per portale P 56,5</b></p> <ul style="list-style-type: none"> <li>• Con tappo passacavi</li> <li>• Solo con maniglia, no premi/apri</li> </ul> <p>Base unit for frame element, D 56.5 cm</p> <ul style="list-style-type: none"> <li>• With cable ducting hole plug</li> <li>• With handle only, push-opening mechanism is not available</li> </ul>  <p style="text-align: right;"><b>Ll 113.1</b></p>	0,277	<b>065651</b>	Rovere scuro Dark oak	Teak Teak				
<p><b>Ripiani legno per portale Sp. 3,1</b></p> <p>Wooden shelves for frame element, 3.1 cm thick</p>  <p style="text-align: right;"><b>Ll 113.1</b></p>	0,052	<b>053105</b>	<b>102</b>	<b>102</b>				
<p><b>Ripiani vetro per portale Sp. 0,8</b></p> <p>Glass shelves for frame element, 0.8 cm thick</p>  <p style="text-align: right;"><b>Ll 113.1</b></p>	0,019	<b>053338</b>	<b>33</b>					
<p><b>Vassoio porta CD - WHS in metallo</b></p> <ul style="list-style-type: none"> <li>• (inseribile solo sulla base per portale)</li> </ul> <p>Metal CD - VHS rack</p> <ul style="list-style-type: none"> <li>• (can only be fitted in base unit for frame element)</li> </ul>  <p style="text-align: right;"><b>Porta CD CD rack</b></p>	0,009	<b>065655</b>	<b>33</b>					
<p style="text-align: right;"><b>Porta WHS VHS rack</b></p>	0,013	<b>065656</b>	<b>35</b>					

	M <sup>3</sup>	Codice Code	Rovere scuro Dark oak	Lacc. avorio opaco Matt. "avorio" lacquered	Lacc. opaco Matt. lacquered	Lacc. lucido bianco / antracite Gloss "bianco" / "antracite" lacquered	Lacc. RAL opaco matt. RAL lacquered	
<b>Spalle sopra portale</b>								
Sides fitted on frame element								
	<b>P<sub>D</sub> 29.8</b>							
	<b>H<sub>H</sub> 105.8</b>	0,026	<b>051083</b>	79	68	79	119	103
	<b>H<sub>H</sub> 70.4</b>	0,018	<b>051082</b>	60	51	60	90	78
	<b>H<sub>H</sub> 35.2</b>	0,009	<b>051081</b>	43	36	43	65	55
	<b>P<sub>D</sub> 42.6</b>							
	<b>H<sub>H</sub> 105.8</b>	0,036	<b>051033</b>	79	68	79	119	103
	<b>H<sub>H</sub> 70.4</b>	0,024	<b>051032</b>	60	51	60	90	78
	<b>H<sub>H</sub> 35.2</b>	0,013	<b>051031</b>	43	36	43	65	55
<b>Ripiani a giorno passanti SOPRA PORTALE</b>								
<b>(per colonna s/schiena) Sp. 3,1</b>								
<ul style="list-style-type: none"> <li>• SERVONO ANCHE DA COPERCHI</li> </ul> Shelves for open element without back ABOVE FRAME ELEMENT (for elements w/o backs) 3.1 cm thick <ul style="list-style-type: none"> <li>• CAN ALSO BE USED AS UPPER TOPS</li> </ul>								
	<b>P<sub>D</sub> 29.8</b>							
	<b>L. 60</b>	0,016	<b>053073</b>	64	55	64	96	84
	<b>P<sub>D</sub> 42.6</b>							
	<b>L. 60</b>	0,022	<b>053074</b>	64	55	64	96	84
	<b>Ripiani a giorno SOPRA PORTALE</b>							
<b>(per colonna c/schiena) Sp. 3.1</b>								
Shelves for open element ABOVE FRAME ELEMENT (for elements w/backs) 3.1 cm thick								
	<b>P<sub>D</sub> 29.8</b>							
	<b>L. 60</b>	0,016	<b>053077</b>	64	55	64	96	84
	<b>P<sub>D</sub> 42.6</b>							
	<b>L. 60</b>	0,022	<b>053078</b>	64	55	64	96	84

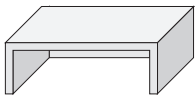
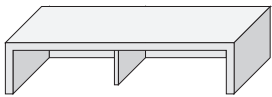
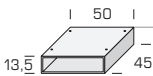


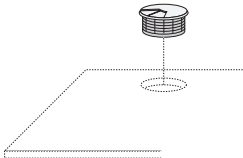
	M <sup>3</sup>	Codice Code	Rovere scuro Dark oak	Lacc. opaco Matt. lacquered avorio opaco	Lacc. opaco Matt. lacquered	Lacc. lucido bianco antracite Gloss lacquered	Lacc. RAL opaco matt. RAL lacquered
<p><b>Schienali per modulo 60 sopra portale</b> Back panels for 60 cm module above the frame element</p> 							
<b>HH 102.4</b>	0,038	<b>055283</b>	73	62	73	110	95
<b>HH 67.2</b>	0,026	<b>055282</b>	54	46	54	81	71
<b>HH 32</b>	0,013	<b>055281</b>	34	29	34	51	45
<p><b>Soluzioni sopraportale per l'inserimento del portale tra due spalle</b> • Proposta P1</p> <p>Solutions above the frame element to fit the frame element between two supporting sides</p> <ul style="list-style-type: none"> <li>• Proposal P1</li> </ul> 							
<b>s/schiene w/o back panels</b>	0,057		171	146	171	257	223
<b>c/schiene w/back panels</b>	0,083		239	204	239	359	313
<p><b>Soluzioni sopraportale per l'inserimento del portale tra due spalle</b> • Proposta P2</p> <p>Solutions above the frame element to fit the frame element between two supporting sides</p> <ul style="list-style-type: none"> <li>• Proposal P2</li> </ul> 							
<b>s/schiene w/o back panels</b>	0,112		316	271	316	474	414
<b>c/schiene w/back panels</b>	0,164		424	363	424	636	556
<p><b>Soluzioni sopraportale per l'inserimento del portale tra due spalle</b> • Proposta P3</p> <p>Solutions above the frame element to fit the frame element between two supporting sides</p> <ul style="list-style-type: none"> <li>• Proposal P3</li> </ul> 							
<b>s/schiene w/o back panels</b>	0,168		463	398	463	695	607
<b>c/schiene w/back panels</b>	0,244		609	522	609	915	797

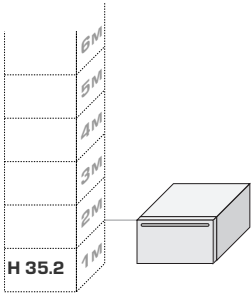
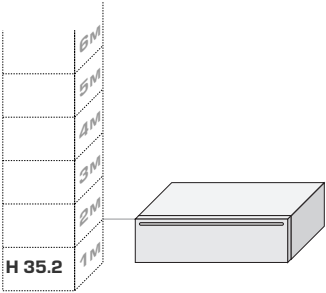
# ELEMENTI SPECIALI

SPECIAL ELEMENTS

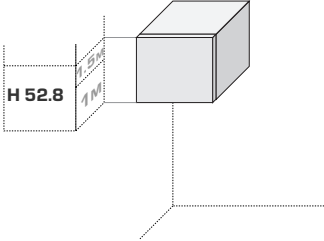
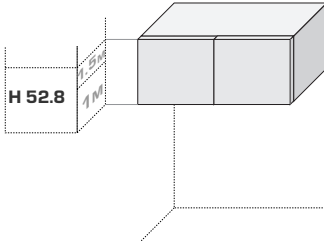
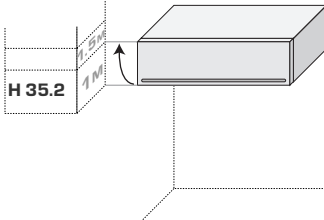
# LUX PARETE

LUX BACK-TO-WALL UNITS

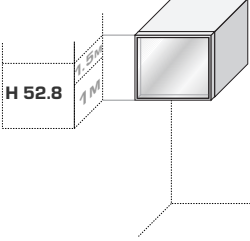
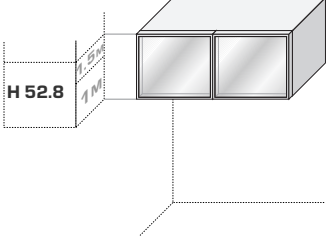
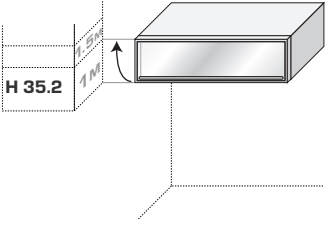
		M <sup>3</sup>	Codice Code	Rovere scuro Dark oak	Teak Teak			
<b>Panca H 40,3 P 57,5</b> Supporting unit H 40.3 D 57.5								
	<b>L. 116,9</b>	0,324	<b>046521</b>	<b>293</b>	<b>293</b>			
	<b>L. 176,9</b>	0,485	<b>046522</b>	<b>376</b>	<b>376</b>			
<b>Porta DVD per panca H 13,5 P 45 alluminio</b> • Finitura nero o alluminio DVD rack for supporting unit H 13.5 D 45, aluminium • "Nero" or Aluminium finish								
	<b>Alluminio Aluminium</b>	0,035	<b>065657</b>	<b>76</b>				
	<b>Nero "Nero"</b>	0,035	<b>065658</b>	<b>76</b>				
<b>Mensola luminosa Sp. 5 P 20 con profilo alluminio</b> • Portata max 3 kg. Shelf with light, 5 cm thick, 20 cm deep with aluminium edge • Max capacity 3 kg.								
	<b>L. 45</b>	0,010	<b>096421</b>	<b>251</b>				
	<b>L. 60</b>	0,013	<b>096422</b>	<b>283</b>				
<b>Tappo passacavi</b> • Finitura cromo • Non può essere posizionato su panca • (specificare posizione per foratura) Cable ducting hole plug • Chrome finish • Cannot be placed on a supportiing unit • (please specify position for drilling)								
		0,001	<b>096030</b>	<b>15</b>				

	M <sup>3</sup>	Codice Code	FIN. CASSETTI FINISH OF DRAWERS					
			Rovere scuro Dark oak	Lacc. avorio opaco "Avorio" matt lacq.	Lacc. opaco Matt lacq.	Laccato lucido Gloss lacqueres	Lacc. RAL opaco RAL matt lacq.	
<p><b>Base L 60 P 57,5</b></p> <ul style="list-style-type: none"> <li>• Aggiungere sempre top, piedini o pedana vedi pag. 97</li> <li>• Solo con maniglia, no premi/apri</li> </ul> <p>Base unit W 60 D 57.5 mm</p> <ul style="list-style-type: none"> <li>• Always add the top, feet or base see page 97</li> <li>• With handle only, push-opening mechanism is not available</li> </ul> <p><b>Con sistema frenante</b> With brake system</p>								
<b>Struttura Structure</b>								
	Legno Wood	0,153	<b>064037/1</b>	190	165	180	230	209
	Lacc. avorio "Avorio" lacquered	0,153	<b>064037/2</b>	174	149	164	214	193
	Lacc. opaco Matt lacquered	0,153	<b>064037/3</b>	184	159	174	224	203
	Lacc. lucido Gloss lacquered	0,153	<b>064037/4</b>	216	191	206	256	235
	Lacc. RAL RAL lacquered	0,153	<b>064037/5</b>	204	179	194	244	223
<p><b>Base L 120 P 57,5</b></p> <ul style="list-style-type: none"> <li>• Aggiungere sempre top, piedini o pedana vedi pag. 97</li> <li>• Solo con maniglia, no premi/apri</li> </ul> <p>Base unit W 120 D 57.5</p> <ul style="list-style-type: none"> <li>• Always add the top, feet or base see page 97</li> <li>• With handle only, push-opening mechanism is not available</li> </ul> <p><b>Con sistema frenante</b> With brake system</p>								
<b>Struttura Structure</b>								
	Legno Wood	0,295	<b>064039/1</b>	333	277	310	423	377
	Lacc. avorio "Avorio" lacquered	0,295	<b>064039/2</b>	317	261	294	407	361
	Lacc. opaco Matt lacquered	0,295	<b>064039/3</b>	327	271	304	417	371
	Lacc. lucido Gloss lacquered	0,295	<b>064039/4</b>	359	303	336	449	403
	Lacc. RAL RAL lacquered	0,295	<b>064039/5</b>	347	291	324	437	391



	M <sup>3</sup>	Codice Code	FIN. ANTE FINISH OF DOORS						
			Rovere scuro Teak Dark oak Teak	Lacc. avorio opaco Matt "avorio" lacquered	Lacc. opaco Matt lacq.	Lacc. lucido Gloss lacquered	Lacc. RAL opaco RAL matt lacq.		
<p><b>Pensile L 60 P 46,5 con anta legno</b></p> <ul style="list-style-type: none"> <li>• Con apertura premi/apri</li> <li>• <u>Interno in finitura sabbia</u></li> <li>• Con ripiano interno "sabbia"</li> </ul> <p>Wall unit W 60 D 46.5 with wooden door</p> <ul style="list-style-type: none"> <li>• With push-opening mechanism</li> <li>• <u>Inside with "sabbia" finish</u></li> <li>• With interior shelf "sabbia" finish</li> </ul> 		<b>Struttura</b> <b>Structure</b>							
		<b>Legno</b> <b>Wood</b>	0,181	<b>079135/1</b> Sx <b>079136/1</b> Dx	245	228	238	272	258
		<b>Lacc. avorio</b> <b>"Avorio" lacquered</b>	0,181	<b>079135/2</b> Sx <b>079136/2</b> Dx	207	190	200	234	220
		<b>Lacc. opaco</b> <b>Matt lacquered</b>	0,181	<b>079135/3</b> Sx <b>079136/3</b> Dx	229	212	222	256	242
		<b>Lacc. lucido</b> <b>Gloss lacquered</b>	0,181	<b>079135/4</b> Sx <b>079136/4</b> Dx	308	291	301	335	321
		<b>Lacc. RAL</b> <b>RAL lacquered</b>	0,181	<b>079135/5</b> Sx <b>079136/5</b> Dx	276	259	269	303	289
<p><b>Pensile L 120 P 46,5 con anta legno</b></p> <ul style="list-style-type: none"> <li>• Con apertura premi/apri</li> <li>• <u>Interno in finitura sabbia</u></li> <li>• Con ripiano interno "sabbia"</li> </ul> <p>Wall unit W 120 D 46.5 with wooden door</p> <ul style="list-style-type: none"> <li>• With push-opening mechanism</li> <li>• <u>Inside with "sabbia" finish</u></li> <li>• With interior shelf "sabbia" finish</li> </ul> 		<b>Struttura</b> <b>Structure</b>							
		<b>Legno</b> <b>Wood</b>	0,351	<b>079139/1</b>	414	380	400	468	440
		<b>Lacc. avorio</b> <b>"Avorio" lacquered</b>	0,351	<b>079139/2</b>	353	319	339	407	379
		<b>Lacc. opaco</b> <b>Matt lacquered</b>	0,351	<b>079139/3</b>	389	355	375	443	415
		<b>Lacc. lucido</b> <b>Gloss lacquered</b>	0,351	<b>079139/4</b>	510	476	496	564	536
		<b>Lacc. RAL</b> <b>RAL lacquered</b>	0,351	<b>079139/5</b>	461	427	447	515	487
<p><b>Pensile L 120 P 46,5 con ribalta legno</b></p> <ul style="list-style-type: none"> <li>• Apertura con pistoncini a gas</li> <li>• Solo con maniglia, no premi/apri</li> <li>• <u>Interno in finitura sabbia</u></li> </ul> <p>Wall unit W 120 D 46.5 with wooden lift-up door</p> <ul style="list-style-type: none"> <li>• Opens using gas pistons</li> <li>• With handle only, push-opening mechanism is not available</li> <li>• <u>Inside with "sabbia" finish</u></li> </ul> 		<b>Struttura</b> <b>Structure</b>							
		<b>Legno</b> <b>Wood</b>	0,242	<b>079133/1</b>	380	357	371	417	399
		<b>Lacc. avorio</b> <b>"Avorio" lacquered</b>	0,242	<b>079133/2</b>	319	296	310	356	338
		<b>Lacc. opaco</b> <b>Matt lacquered</b>	0,242	<b>079133/3</b>	355	332	346	392	374
		<b>Lacc. lucido</b> <b>Gloss lacquered</b>	0,242	<b>079133/4</b>	476	453	467	513	495
		<b>Lacc. RAL</b> <b>RAL lacquered</b>	0,242	<b>079133/5</b>	427	404	418	464	446

LUX COMPONENTE  
LUX MODULAR  
ELEMENTS













		M <sup>3</sup>	Codice Code	FIN. ANTE FINISH OF DOORS					
				Specchio bronzato Bronzed mirror	Vetro bianco White glass	Vetro nero Black glass	Vetro ecrù Ecrù glass		
<p><b>Pensile L 60 P 46,5 con anta vetro telaio alluminio testa di moro</b></p> <ul style="list-style-type: none"> <li>• Con apertura premi/apri</li> <li>• <u>Interno in finitura sabbia</u></li> <li>• Con ripiano interno "sabbia"</li> </ul> <p>Wall unit W 60 D 46.5 with glass door and "testa di moro" aluminium frame</p> <ul style="list-style-type: none"> <li>• With push-opening mechanism</li> <li>• <u>Inside with "sabbia" finish</u></li> <li>• With interior shelf "sabbia" finish</li> </ul> 	<p><b>Struttura</b> <b>Structure</b></p>								
	<p><b>Legno</b> <b>Wood</b></p>	0,242	<p><b>079137/1</b> Sx <b>079138/1</b> Dx</p>	263	272	283	283		
	<p><b>Lacc. avorio</b> <b>"Avorio" lacquered</b></p>	0,181	<p><b>079137/2</b> Sx <b>079138/2</b> Dx</p>	225	234	245	245		
	<p><b>Lacc. opaco</b> <b>Matt lacquered</b></p>	0,181	<p><b>079137/3</b> Sx <b>079138/3</b> Dx</p>	247	256	267	267		
	<p><b>Lacc. lucido</b> <b>Gloss lacquered</b></p>	0,181	<p><b>079137/4</b> Sx <b>079138/4</b> Dx</p>	326	335	346	346		
	<p><b>Lacc. RAL</b> <b>RAL lacquered</b></p>	0,181	<p><b>079137/5</b> Sx <b>079138/5</b> Dx</p>	294	303	314	314		
<p><b>Pensile L 120 P 46,5 con anta vetro telaio alluminio testa di moro</b></p> <ul style="list-style-type: none"> <li>• Con apertura premi/apri</li> <li>• <u>Interno in finitura sabbia</u></li> <li>• Con 2 ripiani interni sabbia L. 56,9</li> </ul> <p>Wall unit W 120 D 46.5 with glass door and "testa di moro" aluminium frame</p> <ul style="list-style-type: none"> <li>• With push-opening mechanism</li> <li>• <u>Inside with "sabbia" finish</u></li> <li>• With 2 interior shelves W 56.9 "sabbia" finish</li> </ul> 	<p><b>Struttura</b> <b>Structure</b></p>								
	<p><b>Legno</b> <b>Wood</b></p>	0,351	<b>079140/1</b>	478	496	518	518		
	<p><b>Lacc. avorio</b> <b>"Avorio" lacquered</b></p>	0,351	<b>079140/2</b>	411	429	451	451		
	<p><b>Lacc. opaco</b> <b>Matt lacquered</b></p>	0,351	<b>079140/3</b>	452	469	491	491		
	<p><b>Lacc. lucido</b> <b>Gloss lacquered</b></p>	0,351	<b>079140/4</b>	585	603	625	625		
	<p><b>Lacc. RAL</b> <b>RAL lacquered</b></p>	0,351	<b>079140/5</b>	530	548	570	570		
<p><b>Pensile L 120 P 46,5 con ribalta vetro telaio alluminio testa di moro</b></p> <ul style="list-style-type: none"> <li>• Apertura con pistoncini a gas</li> <li>• Solo con maniglia, no premi/apri</li> <li>• <u>Interno in finitura sabbia</u></li> </ul> <p>Wall unit W 120 D 46.5 with glass lift-up door and "testa di moro" aluminium frame</p> <ul style="list-style-type: none"> <li>• Opens using gas pistons</li> <li>• With handle only, push-opening mechanism is not available</li> <li>• <u>Inside with "sabbia" finish</u></li> </ul> 	<p><b>Struttura</b> <b>Structure</b></p>								
	<p><b>Legno</b> <b>Wood</b></p>	0,242	<b>079134/1</b>	412	415	437	437		
	<p><b>Lacc. avorio</b> <b>"Avorio" lacquered</b></p>	0,242	<b>079134/2</b>	345	348	370	370		
	<p><b>Lacc. opaco</b> <b>Matt lacquered</b></p>	0,242	<b>079134/3</b>	385	388	410	410		
	<p><b>Lacc. lucido</b> <b>Gloss lacquered</b></p>	0,242	<b>079134/4</b>	519	522	544	544		
	<p><b>Lacc. RAL</b> <b>RAL lacquered</b></p>	0,242	<b>079134/5</b>	464	467	489	489		


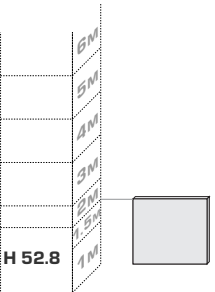
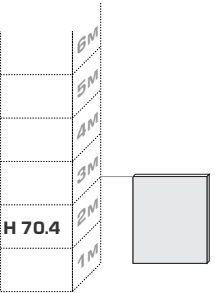
# PEDANE E TOP

BASES AND TOP

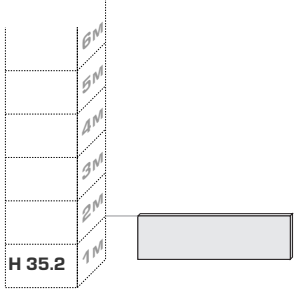
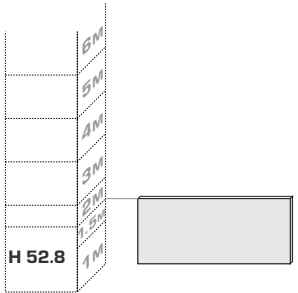
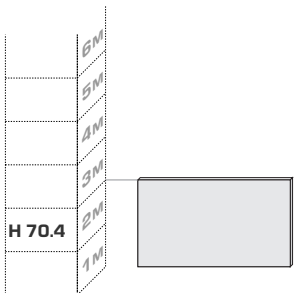
# LUX COMPONENTE

LUX MODULAR ELEMENTS

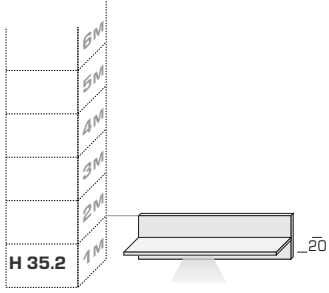
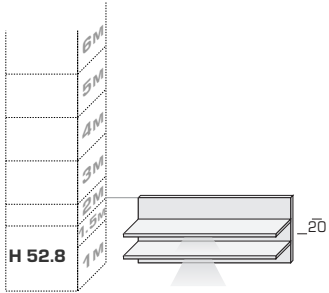
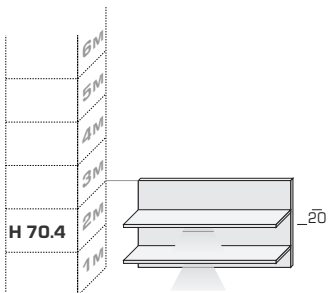
	M <sup>3</sup>	Codice Code	Rovere scuro Teak Dark oak Teak	Lacc. avorio opaco Matt. "avorio" lacquered	Lacc. opaco Matt. lacquered	Lacc. lucido Gloss lacquered	Lacc. RAL opaco matt. RAL lacquered	
<b>Pedane Sp. 6 P 60 con piedino</b> • Altezza con piedino 7 cm Bases, 6 cm thick, D 60 with feet • Height with foot: 7 cm								
	<b>L 120</b>	0,066	<b>046127</b>	140	108	127	191	165
	<b>L 180</b>	0,099	<b>046128</b>	189	146	172	258	224
	<b>L 240</b>	0,131	<b>046129</b>	240	185	218	327	283
<b>PIEDINI PER BASE:</b> • Calcolare 4 piedini per la base L 60 e 6 piedini per la base L 120 BASE UNIT FEET: • Calculate 4 feet for base unit W 60 and 6 feet for base unit W 120								
								
			<b>89122535143</b>					
<b>Top per base Sp. 1,5 P 57,5</b> Top for base unit, 1.5 cm thick, D 57.5								
	<b>L 60</b>	0,023	<b>086262</b>	60	51	60	90	78
	<b>L 120</b>	0,044	<b>086266</b>	98	83	98	147	127
	<b>L 180</b>	0,065	<b>086270</b>	136	115	136	204	177
	<b>L 240</b>	0,086	<b>086274</b>	173	147	173	260	225
<b>Top per pensili Sp. 1,5 P 46,6</b> Top for wall units, 1.5 cm thick, D 46.6								
	<b>L 60</b>	0,019	<b>086174</b>	50	43	50	75	65
	<b>L 120</b>	0,037	<b>086175</b>	78	66	78	117	101
	<b>L 180</b>	0,054	<b>086176</b>	109	93	109	164	142
	<b>L 240</b>	0,071	<b>086177</b>	139	118	139	209	181

	M <sup>3</sup>	Codice Code	Rovere scuro Teak Dark oak Teak	Lacc. avorio opaco Matt. "avorio" lacquered	Lacc. opaco Matt. lacquered	Lacc. lucido Gloss lacquered	Lacc. RAL opaco matt RAL lacquered
<p><b>Pannello boiserie L 60 H 35,2 Sp. 3,1</b> Wall panel W 60 H 35.2, 3.1 cm thick</p>  <p><b>H 35.2</b></p>	<b>Hh 35.2</b> 0,029	<b>055931</b>	<b>91</b>	<b>71</b>	<b>83</b>	<b>125</b>	<b>108</b>
<p><b>Pannello boiserie L 60 H 52,8 Sp. 3,1</b> Wall panel W 60 H 52.8, 3.1 cm thick</p>  <p><b>H 52.8</b></p>	<b>Hh 52.8</b> 0,027	<b>055932</b>	<b>105</b>	<b>81</b>	<b>95</b>	<b>143</b>	<b>124</b>
<p><b>Pannello boiserie L 60 H 70,4 Sp. 3,1</b> Wall panel W 60 H 70.4, 3.1 cm thick</p>  <p><b>H 70.4</b></p>	<b>Hh 70.4</b> 0,035	<b>055933</b>	<b>118</b>	<b>91</b>	<b>107</b>	<b>161</b>	<b>139</b>

	M <sup>3</sup>	Codice Code	FIN. SCHIENALE FINISH OF BACKS				
			Rovere scuro Teak Dark oak Teak	Lacc. avorio opaco Matt "avorio" lacquered	Lacc. opaco Matt lacquered	Lacc. lucido Gloss lacquered	Lacc. RAL opaco matt RAL lacquered
<b>Pannello boiserie L 60 H 35,2 P. 23,1</b> • Con mensola legno Sp. 3.1 Wall panels W 60 H 35.2 D. 23.1 • With wooden shelf, 3.1 cm thick  <b>Mensole Shelves</b>  <b>Legno Wood</b> 0,027 <b>055941/1</b>  <b>Lacc. avorio "Avorio" lacquered</b> 0,027 <b>055941/2</b>  <b>Lacc. opaco Matt lacquered</b> 0,027 <b>055941/3</b>  <b>Lacc. lucido Gloss lacquered</b> 0,027 <b>055941/4</b>  <b>Lacc. RAL RAL lacquered</b> 0,027 <b>055941/5</b>							
<b>Pannello boiserie L 60 H 52,8 P. 23,1</b> • Con mensola legno Sp. 3.1 Wall panels W 60 H 52.8 D. 23.1 • With wooden shelf, 3.1 cm thick  <b>Mensole Shelves</b>  <b>Legno Wood</b> 0,039 <b>055942/1</b>  <b>Lacc. avorio "Avorio" lacquered</b> 0,039 <b>055942/2</b>  <b>Lacc. opaco Matt lacquered</b> 0,039 <b>055942/3</b>  <b>Lacc. lucido Gloss lacquered</b> 0,039 <b>055942/4</b>  <b>Lacc. RAL RAL lacquered</b> 0,039 <b>055942/5</b>							
<b>Pannello boiserie L 60 H 70,4 P. 23,1</b> • Con mensola legno Sp. 3.1 Wall panel W 60 H 70.4D. 23.1 • With wooden shelf, 3.1 cm thick  <b>Mensole Shelves</b>  <b>Legno Wood</b> 0,051 <b>055943/1</b>  <b>Lacc. avorio "Avorio" lacquered</b> 0,051 <b>055943/2</b>  <b>Lacc. opaco Matt lacquered</b> 0,051 <b>055943/3</b>  <b>Lacc. lucido Gloss lacquered</b> 0,051 <b>055943/4</b>  <b>Lacc. RAL RAL lacquered</b> 0,051 <b>055943/5</b>							

	M <sup>3</sup>	Codice Code	Rovere scuro Teak Dark oak Teak	Lacc. avorio opaco Matt. "avorio" lacquered	Lacc. opaco Matt. lacquered	Lacc. lucido Gloss lacquered	Lacc. RAL opaco matt RAL lacquered
<p><b>Pannello boiserie L 120 H 35,2 Sp. 3,1</b> Wall panel W 120 H 35.2, 3.1 cm thick</p>  <p style="text-align: right;"><b>H<sub>H</sub> 35.2</b></p>	0,036	<b>055936</b>	<b>117</b>	<b>90</b>	<b>106</b>	<b>159</b>	<b>138</b>
<p><b>Pannello boiserie L 120 H 52,8 Sp. 3,1</b> Wall panel W 120 H 52.8, 3.1 cm thick</p>  <p style="text-align: right;"><b>H<sub>H</sub> 52.8</b></p>	0,052	<b>055937</b>	<b>138</b>	<b>106</b>	<b>125</b>	<b>188</b>	<b>163</b>
<p><b>Pannello boiserie L 120 H 70,4 Sp. 3,1</b> Wall panel W 120 H 70.4, 3.1 cm thick</p>  <p style="text-align: right;"><b>H<sub>H</sub> 70.4</b></p>	0,067	<b>055938</b>	<b>158</b>	<b>122</b>	<b>144</b>	<b>216</b>	<b>187</b>

	M <sup>3</sup>	Codice Code	FIN. SCHIENALE FINISH OF BACKS					
			Rovere scuro Teak Dark oak Teak	Lacc. avorio opaco Matt "avorio" lacquered	Lacc. opaco Matt lacquered	Lacc. lucido Gloss lacquered	Lacc. RAL opaco matt RAL lacquered	
<b>Pannello boiserie L 120 H 35,2 P. 23,1</b> • Con mensola legno Sp. 3,1 Wall panel W 120 H 35.2 D. 23.1 • With wooden shelf, 3.1 cm thick  <b>Mensole Shelves</b>  <b>Legno Wood</b> 0,051 <b>055946/1</b>  <b>Lacc. avorio "Avorio" lacquered</b> 0,051 <b>055946/2</b>  <b>Lacc. opaco Matt lacquered</b> 0,051 <b>055946/3</b>  <b>Lacc. lucido Gloss lacquered</b> 0,051 <b>055946/4</b>  <b>Lacc. RAL RAL lacquered</b> 0,051 <b>055946/5</b>								
<b>Pannello boiserie L 120 H 52,8 P. 23,1</b> • Con mensola legno Sp. 3,1 Wall panels W 120 H 52.8 D. 23.1 • With wooden shelf, 3.1 cm thick  <b>Mensole Shelves</b>  <b>Legno Wood</b> 0,074 <b>055947/1</b>  <b>Lacc. avorio "Avorio" lacquered</b> 0,074 <b>055947/2</b>  <b>Lacc. opaco Matt lacquered</b> 0,074 <b>055947/3</b>  <b>Lacc. lucido Gloss lacquered</b> 0,074 <b>055947/4</b>  <b>Lacc. RAL RAL lacquered</b> 0,074 <b>055947/5</b>								
<b>Pannello boiserie L 120 H 70,4 P. 23,1</b> • Con mensola legno Sp. 3,1 Wall panel W 120 H 70.4 D. 23.1 • With wooden shelf, 3.1 cm thick  <b>Mensole Shelves</b>  <b>Legno Wood</b> 0,097 <b>055948/1</b>  <b>Lacc. avorio "Avorio" lacquered</b> 0,097 <b>055948/2</b>  <b>Lacc. opaco Matt lacquered</b> 0,097 <b>055948/3</b>  <b>Lacc. lucido Gloss lacquered</b> 0,097 <b>055948/4</b>  <b>Lacc. RAL RAL lacquered</b> 0,097 <b>055948/5</b>								

	M <sup>3</sup>	Codice Code	Rovere scuro Teak Dark oak Teak	Lacc. avorio opaco Matt. "avorio" lacquered	Lacc. opaco Matt. lacquered	Lacc. lucido Gloss lacquered	Lacc. RAL opaco matt RAL lacquered	
<b>Pannello boiserie L 120 H 35,2 P. 23,1</b> • Con mensola legno con luce Sp. 3,1 Wall panel W 120 H 35.2 D. 23.1 • With wooden shelf with light, 3.1 cm thick								
<b>Mensole Shelves</b>								
	<b>Legno Wood</b>	0,051	<b>055956/1</b>	333	306	322	375	354
	<b>Lacc. avorio "Avorio" lacquered</b>	0,051	<b>055956/2</b>	308	281	297	350	329
	<b>Lacc. opaco Matt lacquered</b>	0,051	<b>055956/3</b>	323	296	312	365	344
	<b>Lacc. lucido Gloss lacquered</b>	0,051	<b>055956/4</b>	373	346	362	415	394
	<b>Lacc. RAL RAL lacquered</b>	0,051	<b>055956/5</b>	353	326	342	395	374
<b>Pannello boiserie L 120 H 52,8 P. 23,1</b> • Con mensola legno con luce Sp. 3,1 Wall panels W 120 H 52.8 D. 23.1 • With wooden shelf with light, 3.1 cm thick								
<b>Mensole Shelves</b>								
	<b>Legno Wood</b>	0,074	<b>055957/1</b>	570	538	557	620	595
	<b>Lacc. avorio "Avorio" lacquered</b>	0,074	<b>055957/2</b>	520	488	507	570	545
	<b>Lacc. opaco Matt lacquered</b>	0,074	<b>055957/3</b>	550	518	537	600	575
	<b>Lacc. lucido Gloss lacquered</b>	0,074	<b>055957/4</b>	650	618	637	700	675
	<b>Lacc. RAL RAL lacquered</b>	0,074	<b>055957/5</b>	610	578	597	660	635
<b>Pannello boiserie L 120 H 70,4 P. 23,1</b> • Con mensola legno con luce Sp. 3,1 Wall panel W 120 H 70.4 D. 23.1 • With wooden shelf with light, 3.1 cm thick								
<b>Mensole Shelves</b>								
	<b>Legno Wood</b>	0,097	<b>055958/1</b>	590	554	576	648	619
	<b>Lacc. avorio "Avorio" lacquered</b>	0,097	<b>055958/2</b>	540	504	526	598	569
	<b>Lacc. opaco Matt lacquered</b>	0,097	<b>055958/3</b>	570	534	556	628	599
	<b>Lacc. lucido Gloss lacquered</b>	0,097	<b>055958/4</b>	670	634	656	728	699
	<b>Lacc. RAL RAL lacquered</b>	0,097	<b>055958/5</b>	630	594	616	688	659




# MENSOLE

SHELVES

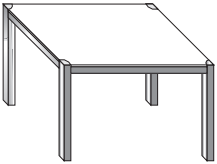



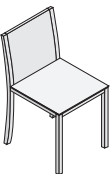
# LUX COMPONENTIBILE

LUX MODULAR ELEMENTS

	M <sup>3</sup>	Codice Code	Rovere scuro Teak Dark oak Teak	Lacc. avorio opaco Matt. "avorio" lacquered	Lacc. opaco Matt. lacquered	Lacc. lucido Gloss lacquered	Lacc. RAL opaco matt. RAL lacquered
<p><b>Mensola Sp. 3,1 P 30</b></p> <ul style="list-style-type: none"> <li>• Con supporti a scomparsa</li> <li>Shelf, 3.1 cm thick, D 30</li> <li>• With concealed supports</li> </ul>							
 <p><b>L max 300</b> max L 300</p> <p><b>prezzo al mtl.</b> price per metre</p>	0,026	<b>085923</b>	<b>60</b>	<b>51</b>	<b>60</b>	<b>90</b>	<b>78</b>

# TAVOLI E SEDIE

TABLES AND CHAIRS

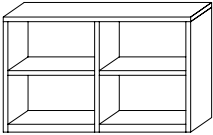
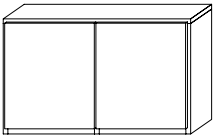
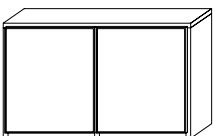
	M <sup>3</sup>	Codice Code	Teak Teak	Rovere scuro Dark oak			
<p><b>"GRIP" tavolo quadrato fisso (118x118)</b></p> <ul style="list-style-type: none"> <li>• Con basamento in metallo cromato</li> <li>"GRIP" fixed square table (118x118)</li> <li>• With chrome metal base</li> </ul> 	0,224	<b>090052</b>	<b>849</b>	<b>849</b>			
<p><b>"FULL" tavolo quadrato fisso (200x90)</b></p> <ul style="list-style-type: none"> <li>• Con basamento in metallo cromato</li> <li>"FULL" fixed square table (200x90)</li> <li>• With chrome metal base</li> </ul> 	0,286	<b>090025</b>	<b>969</b>	<b>969</b>			
<p><b>FAST</b> <b>Sedia metallo/cuoio</b> Metal/leather chair</p> 							
		<b>Cuoio nero</b> Black leather	0,197	<b>092108</b>			<b>250</b>
		<b>Cuoio testa di moro</b> "Testa di moro" leather	0,197	<b>092109</b>			<b>250</b>
<p><b>OLA</b> <b>Sedia cuoio</b> Leather chair</p> 							
		<b>Cuoio nero</b> Black leather	0,133	<b>092106</b>			<b>258</b>
		<b>Cuoio testa di moro</b> "Testa di moro" leather	0,133	<b>092107</b>			<b>258</b>
<p><b>ESEDRA</b> <b>Sedia legno</b> Wooden chair</p> 							
		<b>Con fondello legno</b> With wooden seat	0,133	<b>092091</b>	<b>191</b>	<b>200</b>	

# MOBILI COMPOSTI

UNIT COMBINATIONS

# LUX componibile

LUX MODULAR ELEMENTS

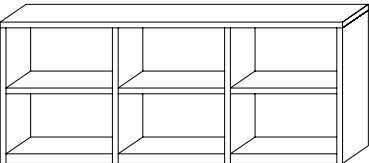
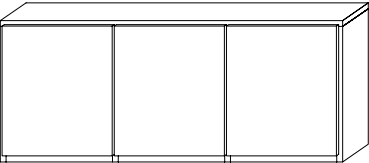
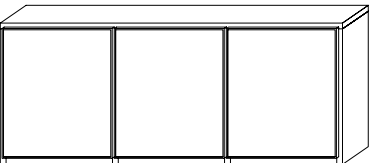
	M <sup>3</sup>		Codice Code							
	P./D. 29,8	P./D. 42,6	P./D. 29,8	P./D. 42,6						
<b>Composizione a giorno L. 123,1 H. 75,5</b> Open composition W. 123.1 H. 75.5										
	<b>Struttura</b> <b>Structure</b>									
	<b>Legno</b> <b>Wood</b>	0,208	0,267	L101/1	L102/1	564				
	<b>Lacc. avorio</b> "Avorio" lacquered	0,208	0,267	L101/2	L102/2	471				
	<b>Lacc. opaco</b> Matt lacquered	0,208	0,267	L101/3	L102/3	554				
	<b>Lacc. lucido</b> Gloss lacquered	0,208	0,267	L101/4	L102/4	832				
<b>Lacc. RAL</b> RAL lacquered	0,208	0,267	L101/5	L102/5	715					
<b>Composizione 2 ante legno L. 123,1 H. 75,5</b> Composition with 2 wooden doors W. 123.1 H. 75.5										
	<b>Struttura</b> <b>Structure</b>				<b>FIN. FRONTALI</b> FRONT FIN.					
	<b>Legno</b> <b>Wood</b>	0,296	0,355	L103/1	L104/1	808	752	786	898	852
	<b>Lacc. avorio</b> "Avorio" lacquered	0,296	0,355	L103/2	L104/2	715	659	693	805	759
	<b>Lacc. opaco</b> Matt lacquered	0,296	0,355	L103/3	L104/3	798	742	776	888	842
	<b>Lacc. lucido</b> Gloss lacquered	0,296	0,355	L103/4	L104/4	1.076	1.020	1.054	1.166	1.120
	<b>Lacc. RAL</b> RAL lacquered	0,296	0,355	L103/5	L104/5	959	903	937	1.049	1.003
<b>Composizione 2 ante vetro L. 123,1 H. 75,5</b> Composition with 2 glass doors W. 123.1 H. 75.5										
	<b>Struttura</b> <b>Structure</b>				<b>FIN. FRONTALI</b> FRONT FIN.					
	<b>Legno</b> <b>Wood</b>	0,28	0,333	L105/1	L106/1	814	840	870	870	
	<b>Lacc. avorio</b> "Avorio" lacquered	0,28	0,333	L105/2	L106/2	735	761	791	791	
	<b>Lacc. opaco</b> Matt lacquered	0,28	0,333	L105/3	L106/3	804	830	860	860	
	<b>Lacc. lucido</b> Gloss lacquered	0,28	0,333	L105/4	L106/4	1.032	1.058	1.088	1.088	
	<b>Lacc. RAL</b> RAL lacquered	0,28	0,333	L105/5	L106/5	937	963	993	993	

# MOBILI COMPOSTI

UNIT COMBINATIONS

# LUX COMPONENTIBILE

LUX MODULAR ELEMENTS

	M <sup>3</sup>		Codice Code							
	P./D. 29,8	P./D. 42,6	P./D. 29,8	P./D. 42,6						
<b>Composizione a giorno L. 183,1 H. 75,5</b> Open composition W. 183.1 H. 75.5										
	<b>Struttura</b> <b>Structure</b>									
	<b>Legno</b> Wood	0,302	0,385	L111/1	L112/1	799				
	<b>Lacc. avorio</b> "Avorio" lacquered	0,302	0,385	L111/2	L112/2	668				
	<b>Lacc. opaco</b> Matt lacquered	0,302	0,385	L111/3	L112/3	786				
	<b>Lacc. lucido</b> Gloss lacquered	0,302	0,385	L111/4	L112/4	1.181				
	<b>Lacc. RAL</b> RAL lacquered	0,302	0,385	L111/5	L112/5	1.014				
<b>Composizione 3 ante legno L. 183,1 H. 75,5</b> Composition with 3 wooden doors W. 183.1 H. 75.5					<b>FIN. FRONTALI</b> FRONT FIN.					
	<b>Struttura</b> <b>Structure</b>				Rovere scuro Teak Dark oak Teak	Lacc. avorio opaco Matt "avorio" lacquered	Lacc. opaco Matt lacquered	Lacc. lucido Gloss lacquered	Lacc. RAL opaco matt RAL lacquered	
	<b>Legno</b> Wood	0,434	0,517	L113/1	L114/1	1.165	1.081	1.132	1.300	1.231
	<b>Lacc. avorio</b> "Avorio" lacquered	0,434	0,517	L113/2	L114/2	1.034	950	1.001	1.169	1.100
	<b>Lacc. opaco</b> Matt lacquered	0,434	0,517	L113/3	L114/3	1.152	1.068	1.119	1.287	1.218
	<b>Lacc. lucido</b> Gloss lacquered	0,434	0,517	L113/4	L114/4	1.547	1.463	1.514	1.682	1.613
	<b>Lacc. RAL</b> RAL lacquered	0,434	0,517	L113/5	L114/5	1.380	1.296	1.347	1.515	1.446
<b>Composizione 3 ante vetro L. 183,1 H. 75,5</b> Composition with 3 glass doors W. 13.1 H. 75.5					<b>FIN. FRONTALI</b> FRONT FIN.					
	<b>Struttura</b> <b>Structure</b>				Specchio bronzato Bronzed mirror	Vetro bianco White glass	Vetro nero Black glass	Vetro ecrù Ecru glass		
	<b>Legno</b> Wood	0,41	0,484	L115/1	L116/1	1.174	1.213	1.258	1.258	
	<b>Lacc. avorio</b> "Avorio" lacquered	0,41	0,484	L115/2	L116/2	1.064	1.103	1.148	1.148	
	<b>Lacc. opaco</b> Matt lacquered	0,41	0,484	L115/3	L116/3	1.161	1.200	1.245	1.245	
	<b>Lacc. lucido</b> Gloss lacquered	0,41	0,484	L115/4	L116/4	1.481	1.520	1.565	1.565	
	<b>Lacc. RAL</b> RAL lacquered	0,41	0,484	L115/5	L116/5	1.347	1.386	1.431	1.431	

# MOBILI COMPOSTI

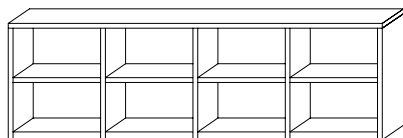
UNIT COMBINATIONS

# LUX componibile

LUX MODULAR ELEMENTS

## Composizione a giorno L. 243,1 H. 75,5

Open composition W. 243.1 H. 75.5



### Struttura Structure

**Legno**  
Wood

M <sup>3</sup>		Codice Code	
P./D. 29,8	P./D. 42,6	P./D. 29,8	P./D. 42,6
0,395	0,504	L121/1	L122/1
0,395	0,504	L121/2	L122/2
0,395	0,504	L121/3	L122/3
0,395	0,504	L121/4	L122/4
0,395	0,504	L121/5	L122/5

**Lacc. avorio**  
"Avorio" lacquered

**Lacc. opaco**  
Matt lacquered

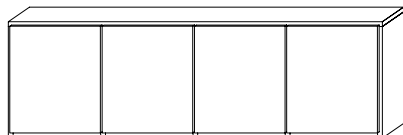
**Lacc. lucido**  
Gloss lacquered

**Lacc. RAL**  
RAL lacquered

1.032				
863				
1.016				
1.526				
1.310				

## Composizione 4 ante legno L. 243,1 H. 75,5

Composition with 4 wooden doors W. 243.1 H. 75.5



### Struttura Structure

**Legno**  
Wood

**Lacc. avorio**  
"Avorio" lacquered

**Lacc. opaco**  
Matt lacquered

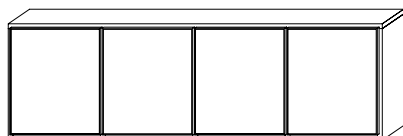
**Lacc. lucido**  
Gloss lacquered

**Lacc. RAL**  
RAL lacquered

FIN. FRONTALI FRONT FIN.				
Rovere scuro Teak Dark oak Teak	Lacc. avorio opaco Matt "avorio" lacquered	Lacc. opaco Matt lacquered	Lacc. lucido Gloss lacquered	Lacc. RAL opaco matt RAL lacquered
1.520	1.408	1.476	1.700	1.608
1.351	1.239	1.307	1.531	1.439
1.504	1.392	1.460	1.684	1.592
2.014	1.902	1.970	2.194	2.102
1.798	1.686	1.754	1.978	1.886

## Composizione 4 ante vetro L. 243,1 H. 75,5

Composition with 4 glass doors W. 243.1 H. 75.5



### Struttura Structure

**Legno**  
Wood

**Lacc. avorio**  
"Avorio" lacquered

**Lacc. opaco**  
Matt lacquered

**Lacc. lucido**  
Gloss lacquered

**Lacc. RAL**  
RAL lacquered

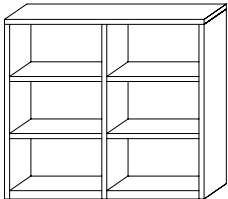
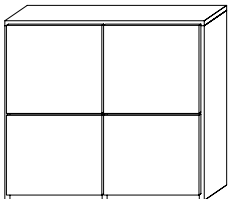
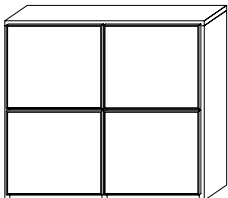
FIN. FRONTALI FRONT FIN.				
Specchio bronzato Bronzed mirror	Vetro bianco White glass	Vetro nero Black glass	Vetro ecrù Ecru glass	
1.532	1.584	1.644	1.644	
1.391	1.443	1.503	1.503	
1.516	1.568	1.628	1.628	
1.926	1.978	2.038	2.038	
1.754	1.806	1.866	1.866	

# MOBILI COMPOSTI

UNIT COMBINATIONS

# LUX COMPONENTE

LUX MODULAR ELEMENTS

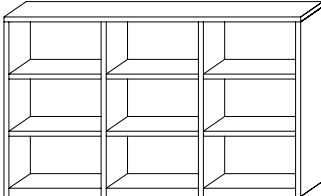

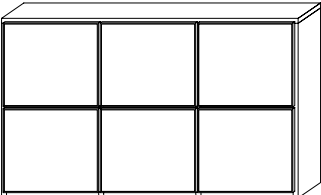
	M <sup>3</sup>		Codice Code							
	P./D. 29,8	P./D. 42,6	P./D. 29,8	P./D. 42,6						
<b>Composizione a giorno L. 123,1 H. 110,7</b>										
Open composition W. 243.1 H. 110.7										
	<b>Struttura</b> <b>Structure</b>									
	<b>Legno</b> <b>Wood</b>	0,284	0,367	<b>L201/1</b>	<b>L202/1</b>	<b>745</b>				
	<b>Lacc. avorio</b> <b>"Avorio" lacquered</b>	0,284	0,367	<b>L201/2</b>	<b>L202/2</b>	<b>630</b>				
	<b>Lacc. opaco</b> <b>Matt lacquered</b>	0,284	0,367	<b>L201/3</b>	<b>L202/3</b>	<b>735</b>				
	<b>Lacc. lucido</b> <b>Gloss lacquered</b>	0,284	0,367	<b>L201/4</b>	<b>L202/4</b>	<b>1.107</b>				
	<b>Lacc. RAL</b> <b>RAL lacquered</b>	0,284	0,367	<b>L201/5</b>	<b>L202/5</b>	<b>952</b>				
<b>Composizione 4 ante legno L. 123,1 H. 110,7</b>										
Composition with 4 wooden doors W. 243.1 H. 110.7										
	<b>Struttura</b> <b>Structure</b>				<b>FIN. FRONTALI</b> <b>FRONT FIN.</b>					
	<b>Legno</b> <b>Wood</b>	0,45	0,545	<b>L203/1</b>	<b>L204/1</b>	<b>Rovere scuro</b> <b>Teak</b> Dark oak Teak	<b>Lacc. avorio</b> <b>opaco</b> Matt "avorio" lacquered	<b>Lacc.</b> <b>opaco</b> Matt lacquered	<b>Lacc.</b> <b>lucido</b> Gloss lacquered	<b>Lacc. RAL</b> <b>opaco</b> matt RAL lacquered
	<b>Lacc. avorio</b> <b>"Avorio" lacquered</b>	0,45	0,545	<b>L203/2</b>	<b>L204/2</b>	<b>1.271</b>	<b>1.171</b>	<b>1.231</b>	<b>1.427</b>	<b>1.347</b>
	<b>Lacc. opaco</b> <b>Matt lacquered</b>	0,45	0,545	<b>L203/3</b>	<b>L204/3</b>	<b>1.142</b>	<b>1.042</b>	<b>1.102</b>	<b>1.298</b>	<b>1.218</b>
	<b>Lacc. lucido</b> <b>Gloss lacquered</b>	0,45	0,545	<b>L203/4</b>	<b>L204/4</b>	<b>1.261</b>	<b>1.161</b>	<b>1.221</b>	<b>1.417</b>	<b>1.337</b>
	<b>Lacc. RAL</b> <b>RAL lacquered</b>	0,45	0,545	<b>L203/5</b>	<b>L204/5</b>	<b>1.683</b>	<b>1.583</b>	<b>1.643</b>	<b>1.839</b>	<b>1.759</b>
					<b>1.506</b>	<b>1.406</b>	<b>1.466</b>	<b>1.662</b>	<b>1.582</b>	
<b>Composizione 4 ante vetro L. 123,1 H. 110,7</b>										
Composition with 4 glass doors W. 243.1 H. 110.7										
	<b>Struttura</b> <b>Structure</b>				<b>FIN. FRONTALI</b> <b>FRONT FIN.</b>					
	<b>Legno</b> <b>Wood</b>	0,418	0,501	<b>L205/1</b>	<b>L206/1</b>	<b>Specchio</b> <b>bronzato</b> Bronzed mirror	<b>Vetro</b> <b>bianco</b> White glass	<b>Vetro</b> <b>nero</b> Black glass	<b>Vetro</b> <b>ecrù</b> Ecru glass	
	<b>Lacc. avorio</b> <b>"Avorio" lacquered</b>	0,418	0,501	<b>L205/2</b>	<b>L206/2</b>	<b>1.263</b>	<b>1.299</b>	<b>1.343</b>	<b>1.343</b>	
	<b>Lacc. opaco</b> <b>Matt lacquered</b>	0,418	0,501	<b>L205/3</b>	<b>L206/3</b>	<b>1.162</b>	<b>1.198</b>	<b>1.242</b>	<b>1.242</b>	
	<b>Lacc. lucido</b> <b>Gloss lacquered</b>	0,418	0,501	<b>L205/4</b>	<b>L206/4</b>	<b>1.253</b>	<b>1.289</b>	<b>1.333</b>	<b>1.333</b>	
	<b>Lacc. RAL</b> <b>RAL lacquered</b>	0,418	0,501	<b>L205/5</b>	<b>L206/5</b>	<b>1.575</b>	<b>1.611</b>	<b>1.655</b>	<b>1.655</b>	
					<b>1.442</b>	<b>1.478</b>	<b>1.522</b>	<b>1.522</b>		

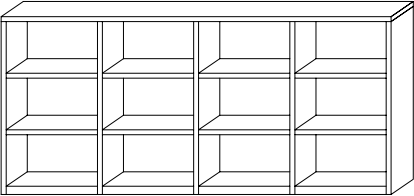
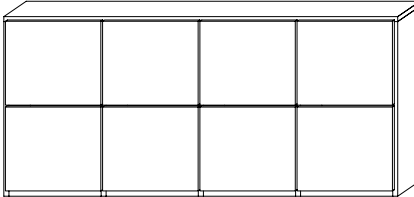
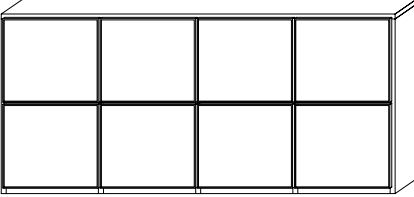
# MOBILI COMPOSTI

UNIT COMBINATIONS

# LUX componibile

LUX MODULAR ELEMENTS

	M <sup>3</sup>		Codice Code								
	P./D. 29,8	P./D. 42,6	P./D. 29,8	P./D. 42,6							
<b>Composizione a giorno L. 183,1 H. 110,7</b>											
Open composition W. 183.1 H. 110.7											
	<b>Struttura</b> Structure										
	<b>Legno</b> Wood	0,412	0,529	L211/1	L212/1	1.061					
	<b>Lacc. avorio</b> "Avorio" lacquered	0,412	0,529	L211/2	L212/2	898					
	<b>Lacc. opaco</b> Matt lacquered	0,412	0,529	L211/3	L212/3	1.048					
	<b>Lacc. lucido</b> Gloss lacquered	0,412	0,529	L211/4	L212/4	1.579					
<b>Lacc. RAL</b> RAL lacquered	0,412	0,529	L211/5	L212/5	1.357						
<b>Composizione 6 ante legno L. 183,1 H. 110,7</b>											
Composition with 6 wooden doors W. 183.1 H. 110.7											
	<b>Struttura</b> Structure					<b>FIN. FRONTALI</b> FRONT FIN.					
	<b>Legno</b> Wood	0,661	0,796	L213/1	L214/1	1.850	Rovere scuro Teak Dark oak Teak	Lacc. avorio opaco Matt "avorio" lacquered	Lacc. opaco Matt lacquered	Lacc. lucido Gloss lacquered	Lacc. RAL opaco matt RAL lacquered
	<b>Lacc. avorio</b> "Avorio" lacquered	0,661	0,796	L213/2	L214/2	1.666					
	<b>Lacc. opaco</b> Matt lacquered	0,661	0,796	L213/3	L214/3	1.837					
	<b>Lacc. lucido</b> Gloss lacquered	0,661	0,796	L213/4	L214/4	2.443					
<b>Lacc. RAL</b> RAL lacquered	0,661	0,796	L213/5	L214/5	2.188						
<b>Composizione 6 ante vetro L. 183,1 H. 110,7</b>											
Composition with 6 glass doors W. 183.1 H. 110.7											
	<b>Struttura</b> Structure					<b>FIN. FRONTALI</b> FRONT FIN.					
	<b>Legno</b> Wood	0,613	0,73	L215/1	L216/1	1.838	Specchio bronzato Bronzed mirror	Vetro bianco White glass	Vetro nero Black glass	Vetro ecrù Ecru glass	
	<b>Lacc. avorio</b> "Avorio" lacquered	0,613	0,73	L215/2	L216/2	1.696					
	<b>Lacc. opaco</b> Matt lacquered	0,613	0,73	L215/3	L216/3	1.825					
	<b>Lacc. lucido</b> Gloss lacquered	0,613	0,73	L215/4	L216/4	2.281					
<b>Lacc. RAL</b> RAL lacquered	0,613	0,73	L215/5	L216/5	2.092						

	M <sup>3</sup>		Codice Code										
	P./D. 29,8	P./D. 42,6	P./D. 29,8	P./D. 42,6									
<b>Composizione a giorno L. 243,1 H. 110,7</b>													
Open composition W. 243.1 H. 110.7													
	<b>Struttura</b> Structure												
	<b>Legno</b> Wood				0,539	0,692	L221/1	L222/1	1.375				
	<b>Lacc. avorio</b> "Avorio" lacquered				0,539	0,692	L221/2	L222/2	1.164				
	<b>Lacc. opaco</b> Matt lacquered				0,539	0,692	L221/3	L222/3	1.359				
	<b>Lacc. lucido</b> Gloss lacquered				0,539	0,692	L221/4	L222/4	2.047				
<b>Lacc. RAL</b> RAL lacquered				0,539	0,692	L221/5	L222/5	1.759					
<b>Composizione 8 ante legno L. 243,1 H. 110,7</b>													
Composition with 8 wooden doors W. 243.1 H. 110.7													
	<b>Struttura</b> Structure												
	<b>Legno</b> Wood				0,871	1,048	L223/1	L224/1	2.427	2.227	2.347	2.739	2.579
	<b>Lacc. avorio</b> "Avorio" lacquered				0,871	1,048	L223/2	L224/2	2.188	1.988	2.108	2.500	2.340
	<b>Lacc. opaco</b> Matt lacquered				0,871	1,048	L223/3	L224/3	2.411	2.211	2.331	2.723	2.563
	<b>Lacc. lucido</b> Gloss lacquered				0,871	1,048	L223/4	L224/4	3.199	2.999	3.119	3.511	3.351
<b>Lacc. RAL</b> RAL lacquered				0,871	1,048	L223/5	L224/5	2.867	2.667	2.787	3.179	3.019	
<b>Composizione 8 ante vetro L. 243,1 H. 110,7</b>													
Composition with 8 glass doors W. 243.1 H. 110.7													
	<b>Struttura</b> Structure												
	<b>Legno</b> Wood				0,807	0,960	L225/1	L226/1	2.411	2.483	2.571	2.571	
	<b>Lacc. avorio</b> "Avorio" lacquered				0,807	0,960	L225/2	L226/2	2.228	2.300	2.388	2.388	
	<b>Lacc. opaco</b> Matt lacquered				0,807	0,960	L225/3	L226/3	2.395	2.467	2.555	2.555	
	<b>Lacc. lucido</b> Gloss lacquered				0,807	0,960	L225/4	L226/4	2.983	3.055	3.143	3.143	
<b>Lacc. RAL</b> RAL lacquered				0,807	0,960	L225/5	L226/5	2.739	2.811	2.899	2.899		



# MOBILI COMPOSTI

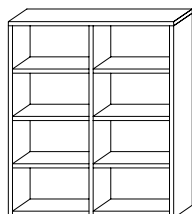
UNIT COMBINATIONS

# LUX componibile

LUX MODULAR ELEMENTS

## Composizione a giorno L. 123,1 H. 145,9

Open composition W. 243.1 H. 145.9



### Struttura Structure

**Legno**  
Wood

**Lacc. avorio**  
"Avorio" lacquered

**Lacc. opaco**  
Matt lacquered

**Lacc. lucido**  
Gloss lacquered

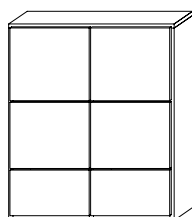
**Lacc. RAL**  
RAL lacquered

M <sup>3</sup>		Codice Code	
P./D. 29,8	P./D. 42,6	P./D. 29,8	P./D. 42,6



## Composizione 6 ante legno L. 123,1 H. 145,9

Composition with 6 wooden doors W. 123.1 H. 145.9



### Struttura Structure

**Legno**  
Wood

**Lacc. avorio**  
"Avorio" lacquered

**Lacc. opaco**  
Matt lacquered

**Lacc. lucido**  
Gloss lacquered

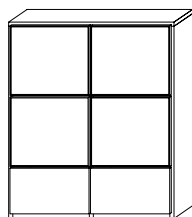
**Lacc. RAL**  
RAL lacquered

FIN. FRONTALI FRONT FIN.				
Rovere scuro Teak Dark oak Teak	Lacc. avorio opaco Matt "avorio" lacquered	Lacc. opaco Matt lacquered	Lacc. lucido Gloss lacquered	Lacc. RAL opaco matt RAL lacquered

## Composizione 4 ante vetro e 2 ante legno

L. 123,1 H. 145,9

Composition with 4 glass doors and 2 wooden doors  
W. 123.1 H. 145.9



### Struttura Structure

**Legno**  
Wood

**Lacc. avorio**  
"Avorio" lacquered

**Lacc. opaco**  
Matt lacquered

**Lacc. lucido**  
Gloss lacquered

**Lacc. RAL**  
RAL lacquered

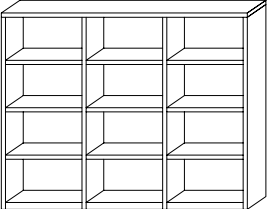


FIN. FRONTALI FRONT FIN.				
Specchio bronzato Bronzed mirror	Vetro bianco White glass	Vetro nero Black glass	Vetro ecrù Ecru glass	

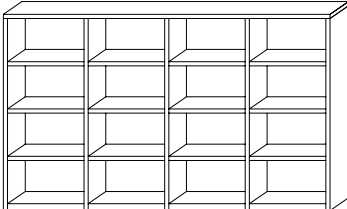


# MOBILI COMPOSTI



UNIT COMBINATIONS



# LUX COMPONENTE



LUX MODULAR ELEMENTS

	M <sup>3</sup>		Codice Code										
	P./D. 29,8	P./D. 42,6	P./D. 29,8	P./D. 42,6									
<b>Composizione a giorno L. 183,1 H. 145,9</b> Open composition W. 183.1 H. 145.9													
	<b>Struttura Structure</b>												
	<b>Legno Wood</b>				0,529	0,672	L311/1	L312/1	1.382				
	<b>Lacc. avorio "Avorio" lacquered</b>				0,529	0,672	L311/2	L312/2	1.157				
	<b>Lacc. opaco Matt lacquered</b>				0,529	0,672	L311/3	L312/3	1.369				
	<b>Lacc. lucido Gloss lacquered</b>				0,529	0,672	L311/4	L312/4	2.060				
	<b>Lacc. RAL RAL lacquered</b>				0,529	0,672	L311/5	L312/5	1.793				
<b>Composizione 9 ante legno L. 183,1 H. 145,9</b> Composition with 9 wooden doors W. 183.1 H. 145.9													
	<b>Struttura Structure</b>				<b>FIN. FRONTALI FRONT FIN.</b>								
	<b>Legno Wood</b>				0,847	1,008	L313/1	L314/1	2.429	2.219	2.345	2.756	2.588
	<b>Lacc. avorio "Avorio" lacquered</b>				0,847	1,008	L313/2	L314/2	2.183	1.973	2.099	2.510	2.342
	<b>Lacc. opaco Matt lacquered</b>				0,847	1,008	L313/3	L314/3	2.416	2.206	2.332	2.743	2.575
	<b>Lacc. lucido Gloss lacquered</b>				0,847	1,008	L313/4	L314/4	3.182	2.972	3.098	3.509	3.341
	<b>Lacc. RAL RAL lacquered</b>				0,847	1,008	L313/5	L314/5	2.882	2.672	2.798	3.209	3.041
<b>Composizione 6 ante vetro e 3 ante legno L. 183,1 H. 145,9</b> Composition with 6 glass doors and 3 wooden doors W. 183.1 H. 145.9													
	<b>Struttura Structure</b>				<b>FIN. FRONTALI FRONT FIN.</b>								
	<b>Legno Wood</b>				0,799	0,942	L315/1	L316/1	2.417	2.471	2.537	2.537	
	<b>Lacc. avorio "Avorio" lacquered</b>				0,799	0,942	L315/2	L316/2	2.153	2.207	2.273	2.273	
	<b>Lacc. opaco Matt lacquered</b>				0,799	0,942	L315/3	L316/3	2.380	2.434	2.500	2.500	
	<b>Lacc. lucido Gloss lacquered</b>				0,799	0,942	L315/4	L316/4	3.113	3.167	3.233	3.233	
	<b>Lacc. RAL RAL lacquered</b>				0,799	0,942	L315/5	L316/5	2.831	2.885	2.951	2.951	

	M <sup>3</sup>		Codice Code							
	P./D.	P./D.	P./D.	P./D.						
	29,8	42,6	29,8	42,6						
<b>Composizione a giorno L. 243,1 H. 145,9</b>										
Open composition W. 243.1 H. 145.9										
	<b>Struttura Structure</b>									
	<b>Legno Wood</b>	0,692	0,879	<b>L321/1</b>	<b>L322/1</b>	<b>1.792</b>				
	<b>Lacc. avorio "Avorio" lacquered</b>	0,692	0,879	<b>L321/2</b>	<b>L322/2</b>	<b>1.501</b>				
	<b>Lacc. opaco Matt lacquered</b>	0,692	0,879	<b>L321/3</b>	<b>L322/3</b>	<b>1.776</b>				
	<b>Lacc. lucido Gloss lacquered</b>	0,692	0,879	<b>L321/4</b>	<b>L322/4</b>	<b>2.672</b>				
<b>Lacc. RAL RAL lacquered</b>	0,692	0,879	<b>L321/5</b>	<b>L322/4</b>	<b>2.324</b>					
<b>Composizione 12 ante legno L. 243,1 H. 145,9</b>										
Composition with 12 wooden doors W, 243.1 H. 145.9										
	<b>Struttura Structure</b>				<b>FIN. FRONTALI FRONT FIN.</b>					
	<b>Legno Wood</b>	1,116	1,327	<b>L323/1</b>	<b>L324/1</b>	<b>3.188</b>	<b>2.908</b>	<b>3.076</b>	<b>3.624</b>	<b>3.400</b>
	<b>Lacc. avorio "Avorio" lacquered</b>	1,116	1,327	<b>L323/2</b>	<b>L324/2</b>	<b>2.869</b>	<b>2.589</b>	<b>2.757</b>	<b>3.305</b>	<b>3.081</b>
	<b>Lacc. opaco Matt lacquered</b>	1,116	1,327	<b>L323/3</b>	<b>L324/3</b>	<b>3.172</b>	<b>2.892</b>	<b>3.060</b>	<b>3.608</b>	<b>3.384</b>
	<b>Lacc. lucido Gloss lacquered</b>	1,116	1,327	<b>L323/4</b>	<b>L324/4</b>	<b>4.168</b>	<b>3.888</b>	<b>4.056</b>	<b>4.604</b>	<b>4.380</b>
	<b>Lacc. RAL RAL lacquered</b>	1,116	1,327	<b>L323/5</b>	<b>L324/5</b>	<b>3.776</b>	<b>3.496</b>	<b>3.664</b>	<b>4.212</b>	<b>3.988</b>
<b>Composizione 8 ante vetro e 4 ante legno L. 243,1 H. 145,9</b>										
Composition with 8 glass doors and 4 wooden doors W, 243.1 H. 145.9										
	<b>Struttura Structure</b>				<b>FIN. FRONTALI FRONT FIN.</b>					
	<b>Legno Wood</b>	1,052	1,239	<b>L325/1</b>	<b>L326/1</b>	<b>3.172</b>	<b>3.244</b>	<b>3.332</b>	<b>3.332</b>	
	<b>Lacc. avorio "Avorio" lacquered</b>	1,052	1,239	<b>L325/2</b>	<b>L326/2</b>	<b>2.829</b>	<b>2.901</b>	<b>2.989</b>	<b>2.989</b>	
	<b>Lacc. opaco Matt lacquered</b>	1,052	1,239	<b>L325/3</b>	<b>L326/3</b>	<b>3.124</b>	<b>3.196</b>	<b>3.284</b>	<b>3.284</b>	
	<b>Lacc. lucido Gloss lacquered</b>	1,052	1,239	<b>L325/4</b>	<b>L326/4</b>	<b>4.076</b>	<b>4.148</b>	<b>4.236</b>	<b>4.236</b>	
	<b>Lacc. RAL RAL lacquered</b>	1,052	1,239	<b>L325/5</b>	<b>L326/5</b>	<b>3.708</b>	<b>3.780</b>	<b>3.868</b>	<b>3.868</b>	

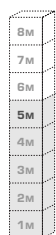
					FIN. FRONTALI FRONT FIN.								
	M <sup>3</sup>		Codice Code		Rovere scuro Teak	Lacc. avorio opaco	Lacc. opaco	Lacc. lucido	Lacc. RAL opaco				
	P./D. 29,8	P./D. 42,6	P./D. 29,8	P./D. 42,6	Dark oak Teak	Matt. "avorio" lacquered	Matt. lacquered	Gloss lacquered	matt RAL lacquered				
<b>Composizione 4 ante legno L. 123,1 H. 145,9</b> Composition with 4 wooden doors W. 123.1 H. 145.9													
	<b>Struttura</b> Structure												
	<b>Legno</b> Wood				0,541	0,331	L331/1	L332/1	1.458	1.346	1.414	1.638	1.546
	<b>Lacc. avorio</b> "Avorio" lacquered				0,541	0,331	L331/2	L332/2	1.299	1.187	1.255	1.479	1.387
	<b>Lacc. opaco</b> Matt lacquered				0,541	0,331	L331/3	L332/3	1.448	1.336	1.404	1.628	1.536
	<b>Lacc. lucido</b> Gloss lacquered				0,541	0,331	L331/4	L332/4	1.932	1.820	1.888	2.112	2.020
	<b>Lacc. RAL</b> RAL lacquered				0,541	0,331	L331/5	L332/5	1.747	1.635	1.703	1.927	1.835
<b>Composizione 4 ante vetro L. 123,1 H. 145,9</b> Composition with 4 glass doors W. 123.1 H. 145.9													
	<b>Struttura</b> Structure												
	<b>Legno</b> Wood				0,509	0,598	L333/1	L334/1	1.470	1.522	1.582	1.582	
	<b>Lacc. avorio</b> "Avorio" lacquered				0,509	0,598	L333/2	L334/2	1.339	1.391	1.451	1.451	
	<b>Lacc. opaco</b> Matt lacquered				0,509	0,598	L333/3	L334/3	1.460	1.512	1.572	1.572	
	<b>Lacc. lucido</b> Gloss lacquered				0,509	0,598	L333/4	L334/4	1.844	1.896	1.956	1.956	
	<b>Lacc. RAL</b> RAL lacquered				0,509	0,598	L333/5	L334/5	1.703	1.755	1.815	1.815	

	M <sup>3</sup>				FIN. FRONTALI FRONT FIN.								
	P./D. 29,8		P./D. 42,6		Codice Code		Rovere scuro Teak	Lacc. avorio opaco	Lacc. opaco	Lacc. lucido	Lacc. RAL opaco		
	P./D. 29,8	P./D. 42,6	P./D. 29,8	P./D. 42,6			Dark oak Teak	Matt "avorio" lacquered	Matt lacquered	Gloss lacquered	matt RAL lacquered		
<b>Composizione 6 ante legno L. 183,1 H. 145,9</b> Composition with 6 wooden doors W. 183.1 h. 145.9													
	<b>Struttura</b> Structure												
	<b>Legno</b> Wood				0,793	0,936	L341/1	L342/1	2.114	1.946	2.048	2.384	2.246
	<b>Lacc. avorio</b> "Avorio" lacquered				0,793	0,936	L341/2	L342/2	1.889	1.721	1.823	2.159	2.021
	<b>Lacc. opaco</b> Matt lacquered				0,793	0,936	L341/3	L342/3	2.101	1.933	2.035	2.371	2.233
	<b>Lacc. lucido</b> Gloss lacquered				0,793	0,936	L341/4	L342/4	2.792	2.624	2.726	3.062	2.924
	<b>Lacc. RAL</b> RAL lacquered				0,793	0,936	L341/5	L342/5	2.525	2.357	2.459	2.795	2.657
<b>Composizione 6 ante vetro L. 183,1 H. 145,9</b> Composition with 6 glass doors W. 183.1 h. 145.9													
	<b>Struttura</b> Structure												
	<b>Legno</b> Wood				0,745	0,87	L343/1	L344/1	2.132	2.210	2.300	2.300	
	<b>Lacc. avorio</b> "Avorio" lacquered				0,745	0,87	L343/2	L344/2	1.949	2.027	2.117	2.117	
	<b>Lacc. opaco</b> Matt lacquered				0,745	0,87	L343/3	L344/3	2.119	2.197	2.287	2.287	
	<b>Lacc. lucido</b> Gloss lacquered				0,745	0,87	L343/4	L344/4	2.660	2.738	2.828	2.828	
	<b>Lacc. RAL</b> RAL lacquered				0,745	0,87	L343/5	L344/5	2.459	2.537	2.627	2.627	

	M <sup>3</sup>				FIN. FRONTALI FRONT FIN.				
	P./D.		Codice Code		Rovere scuro Teak	Lacc. avorio opaco	Lacc. opaco	Lacc. lucido	Lacc. RAL opaco
	29,8	42,6	29,8	42,6	Dark oak Teak	Matt "avorio" lacquered	Matt lacquered	Gloss lacquered	matt RAL lacquered
<p><b>Composizione 8 ante legno L. 243,1 H. 145,9</b> Composition with 8 wooden doors W. 243.1 H. 145.9</p>  <p><b>Struttura Structure</b></p> <p><b>Legno Wood</b></p> <p><b>Lacc. avorio "Avorio" lacquered</b></p> <p><b>Lacc. opaco Matt lacquered</b></p> <p><b>Lacc. lucido Gloss lacquered</b></p> <p><b>Lacc. RAL RAL lacquered</b></p>									
	1,008	1,182	L351/1	L352/1	2.656	2.432	2.568	3.016	2.832
	1,008	1,182	L351/2	L352/2	2.384	2.160	2.296	2.744	2.560
	1,008	1,182	L351/3	L352/3	2.640	2.416	2.552	3.000	2.816
	1,008	1,182	L351/4	L352/4	3.480	3.256	3.392	3.840	3.656
	1,008	1,182	L351/5	L352/5	3.148	2.924	3.060	3.508	3.324
<p><b>Composizione 8 ante vetro L. 243,1 H. 145,9</b> Composition with 8 glass doors W. 243.1 h. 145.9</p>  <p><b>Struttura Structure</b></p> <p><b>Legno Wood</b></p> <p><b>Lacc. avorio "Avorio" lacquered</b></p> <p><b>Lacc. opaco Matt lacquered</b></p> <p><b>Lacc. lucido Gloss lacquered</b></p> <p><b>Lacc. RAL RAL lacquered</b></p>									
	0,944	1,094	L353/1	L354/1	2.680	2.784	2.904	2.904	
	0,944	1,094	L353/2	L354/2	2.464	2.568	2.688	2.688	
	0,944	1,094	L353/3	L354/3	2.664	2.768	2.888	2.888	
	0,944	1,094	L353/4	L354/4	3.304	3.408	3.528	3.528	
	0,944	1,094	L353/5	L354/5	3.060	3.164	3.284	3.284	



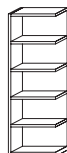
### Lw 60



H. 5M

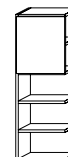
profondità  
depth **29,8**  
codice  
code **L51001**

profondità  
depth **42,6**  
codice  
code **L52001**



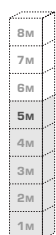
profondità  
depth **29,8**  
codice  
code **L51002**

profondità  
depth **42,6**  
codice  
code **L52002**



Finitura ante Door finishes	Legno Wood	Lacc. avorio "Aavorio" lacq.	Lacc. opaco Matt lacquered	Lacc. lucido Gloss lacquered	Lacc. RAL opaco matt RAL lacquered	Legno Wood	Lacc. avorio "Aavorio" lacq.	Lacc. opaco Matt lacquered	Lacc. lucido Gloss lacquered	Lacc. RAL opaco matt RAL lacquered
Rovere scuro Dark oak	510	-	-	-	-	632	604	621	677	654
Lacc. avorio "Aavorio" lacq.	436	-	-	-	-	558	530	547	603	580
Lacc. opaco Matt lacquered	510	-	-	-	-	632	604	621	677	654
Lacc. lucido bianco/antracite Gloss lacquered white/"antracite"	768	-	-	-	-	890	862	879	935	912
Lacc. RAL opaco matt RAL lacquered	658	-	-	-	-	780	752	769	825	802

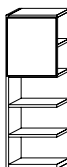
### Lw 60



H. 5M

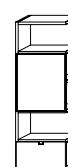
profondità  
depth **29,8**  
codice  
code **L51005**

profondità  
depth **42,6**  
codice  
code **L52005**



profondità  
depth **29,8**  
codice  
code **-**

profondità  
depth **42,6**  
codice  
code **L52006**



Finitura ante Door finishes	Specchio bronzato Bronzed mirror	Vetro bianco White glass	Vetro nero Black glass	Vetro ecrù Ecrù glass	Specchio bronzato Bronzed mirror	Vetro bianco White glass	Vetro nero Black glass	Vetro ecrù Ecrù glass
Rovere scuro Dark oak	635	648	663	663	777	790	805	805
Lacc. avorio "Aavorio" lacq.	568	581	596	596	677	690	705	705
Lacc. opaco Matt lacquered	635	648	663	663	764	777	792	792
Lacc. lucido bianco/antracite Gloss lacquered white/"antracite"	868	881	896	896	1.062	1.075	1.090	1.090
Lacc. RAL opaco matt RAL lacquered	769	782	797	797	937	950	965	965

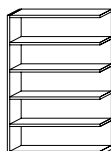
### Lw 120



H. 5M

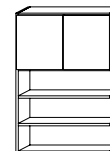
profondità  
depth **29,8**  
codice  
code **L51107**

profondità  
depth **42,6**  
codice  
code **L52101**



profondità  
depth **29,8**  
codice  
code **L51102**

profondità  
depth **42,6**  
codice  
code **L52102**

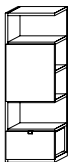


Finitura ante Door finishes	Legno Wood	Lacc. avorio "Aavorio" lacq.	Lacc. opaco Matt lacquered	Lacc. lucido Gloss lacquered	Lacc. RAL opaco matt RAL lacquered	Legno Wood	Lacc. avorio "Aavorio" lacq.	Lacc. opaco Matt lacquered	Lacc. lucido Gloss lacquered	Lacc. RAL opaco matt RAL lacquered
Rovere scuro Dark oak	741	-	-	-	-	1.023	967	1.001	1.113	1.067
Lacc. avorio "Aavorio" lacq.	631	-	-	-	-	914	858	892	1.004	958
Lacc. opaco Matt lacquered	741	-	-	-	-	1.023	967	1.001	1.113	1.067
Lacc. lucido bianco/antracite Gloss lacquered white/"antracite"	1.113	-	-	-	-	1.393	1.337	1.371	1.483	1.437
Lacc. RAL opaco matt RAL lacquered	962	-	-	-	-	1.243	1.187	1.221	1.333	1.287



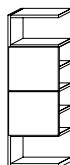
profondità  
depth **29,8**  
codice  
code -

profondità  
depth **42,6**  
codice  
code **L52003**



profondità  
depth **29,8**  
codice  
code **L51004**

profondità  
depth **42,6**  
codice  
code **L52004**



profondità  
depth **29,8**  
codice  
code **051065**

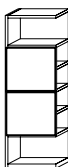
profondità  
depth **42,6**  
codice  
code **051015**



Legno Wood	Lacc. avorio "Avorio" lacq.	Lacc. opaco Matt lacquered	Lacc. lucido Gloss lacquered	Lacc. RAL opaco matt RAL lacquered	Legno Wood	Lacc. avorio "Avorio" lacq.	Lacc. opaco Matt lacquered	Lacc. lucido Gloss lacquered	Lacc. RAL opaco matt RAL lacquered	
774	713	750	871	822	773	723	753	851	811	133
700	639	676	797	748	692	642	672	770	730	113
774	713	750	871	822	773	723	753	851	811	133
1.032	971	1.008	1.129	1.080	1.056	1.006	1.036	1.134	1.094	200
922	861	898	1.019	970	935	885	915	1.013	973	173

profondità  
depth **29,8**  
codice  
code **L51007**

profondità  
depth **42,6**  
codice  
code **L52007**



profondità  
depth **29,8**  
codice  
code **051065**

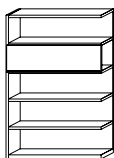
profondità  
depth **42,6**  
codice  
code **051015**



Specchio bronzato Bronzed mirror	Vetro bianco White glass	Vetro nero Black glass	Vetro ecrù Ecru glass	
769	787	809	809	133
702	720	742	742	113
769	787	809	809	133
1.002	1.020	1.042	1.042	200
903	921	943	943	173

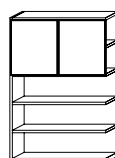
profondità  
depth **29,8**  
codice  
code **L51103**

profondità  
depth **42,6**  
codice  
code **L52103**



profondità  
depth **29,8**  
codice  
code **L51104**

profondità  
depth **42,6**  
codice  
code **L52104**



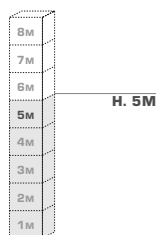
profondità  
depth **29,8**  
codice  
code **051065**

profondità  
depth **42,6**  
codice  
code **051015**

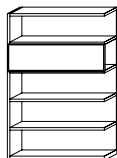


Legno Wood	Lacc. avorio "Avorio" lacq.	Lacc. opaco Matt lacquered	Lacc. lucido Gloss lacquered	Lacc. RAL opaco matt RAL lacquered	Specchio bronzato Bronzed mirror	Vetro bianco White glass	Vetro nero Black glass	Vetro ecrù Ecru glass	
1.126	1.039	1.091	1.266	1.196	1.085	1.111	1.141	1.141	133
1.016	929	981	1.156	1.086	976	1.002	1.032	1.032	113
1.126	1.039	1.091	1.266	1.196	1.085	1.111	1.141	1.141	133
1.498	1.411	1.463	1.638	1.568	1.455	1.481	1.511	1.511	200
1.347	1.260	1.312	1.487	1.417	1.305	1.331	1.361	1.361	173

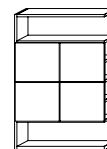
### Lw 120



profondità depth **29,8** codice code **L51105**  
 profondità depth **42,6** codice code **L52105**

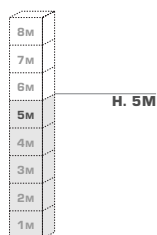


profondità depth **29,8** codice code **L51106**  
 profondità depth **42,6** codice code **L52106**

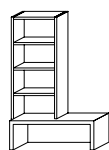


Finitura ante Door finishes	Specchio bronzato Bronzed mirror	Vetro bianco White glass	Vetro nero Black glass	Vetro ecrù Ecru glass	Legno Wood	Lacc. avorio "Avorio" lacq.	Lacc. opaco Matt lacquered	Lacc. lucido Gloss lacquered	Lacc. RAL opaco matt RAL lacquered
Rovere scuro Dark oak	1.117	1.129	1.142	1.142	1.378	1.278	1.338	1.534	1.454
Lacc. avorio "Avorio" lacq.	1.007	1.019	1.032	1.032	1.251	1.151	1.211	1.407	1.327
Lacc. opaco Matt lacquered	1.117	1.129	1.142	1.142	1.378	1.278	1.338	1.534	1.454
Lacc. lucido bianco/antracite Gloss lacquered white/"antracite"	1.489	1.501	1.514	1.514	1.813	1.713	1.773	1.969	1.889
Lacc. RAL opaco matt RAL lacquered	1.338	1.350	1.363	1.363	1.637	1.537	1.597	1.793	1.713

### Lw 120

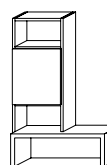


profondità depth **29,8** codice code **L51108**  
 profondità depth **42,6** codice code **L52108**



Con panca P. 57,5 With supporting unit D. 57,5

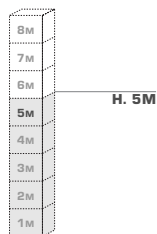
profondità depth **29,8** codice code **L51109**  
 profondità depth **42,6** codice code **L52109**



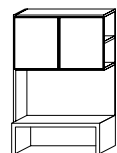
Con panca P. 57,5 With supporting unit D. 57,5

Finitura ante Door finishes	Legno Wood	Lacc. avorio "Avorio" lacq.	Lacc. opaco Matt lacquered	Lacc. lucido Gloss lacquered	Lacc. RAL opaco matt RAL lacquered	Legno Wood	Lacc. avorio "Avorio" lacq.	Lacc. opaco Matt lacquered	Lacc. lucido Gloss lacquered	Lacc. RAL opaco matt RAL lacquered
Rovere scuro Dark oak	802	-	-	-	-	924	896	913	969	946
Lacc. avorio "Avorio" lacq.	724	-	-	-	-	846	818	835	891	868
Lacc. opaco Matt lacquered	802	-	-	-	-	924	896	913	969	946
Lacc. lucido bianco/antracite Gloss lacquered white/"antracite"	1.059	-	-	-	-	1.181	1.153	1.170	1.226	1.203
Lacc. RAL opaco matt RAL lacquered	957	-	-	-	-	1.079	1.051	1.068	1.124	1.101

### Lw 120



profondità depth **29,8** codice code **L51112**  
 profondità depth **42,6** codice code **L52112**

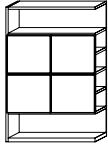


Con panca P. 57,5 With supporting unit D. 57,5

Finitura ante Door finishes	Specchio bronzato Bronzed mirror	Vetro bianco White glass	Vetro nero Black glass	Vetro ecrù Ecru glass
Rovere scuro Dark oak	1.150	1.176	1.206	1.206
Lacc. avorio "Avorio" lacq.	1.073	1.099	1.129	1.129
Lacc. opaco Matt lacquered	1.150	1.176	1.206	1.206
Lacc. lucido bianco/antracite Gloss lacquered white/"antracite"	1.405	1.431	1.461	1.461
Lacc. RAL opaco matt RAL lacquered	1.302	1.328	1.358	1.358

profondità depth **29,8**  
 codice code **L51107**

profondità depth **42,6**  
 codice code **L52107**



profondità depth **29,8**  
 codice code **051065**

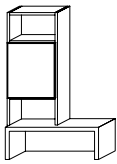
**42,6**  
 codice code **051015**



Specchio bronzato Bronzed mirror	Vetro bianco White glass	Vetro nero Black glass	Vetro ecrù Ecrù glass	
1.482	1.518	1.562	1.562	133
1.355	1.391	1.435	1.435	113
1.482	1.518	1.562	1.562	133
1.917	1.953	1.997	1.997	200
1.741	1.777	1.821	1.821	173

profondità depth **29,8**  
 codice code **L51110**

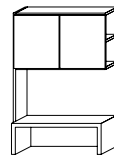
profondità depth **42,6**  
 codice code **L52110**



**Con panca P. 57,5** With supporting unit D. 57,5

profondità depth **29,8**  
 codice code **L51111**

profondità depth **42,6**  
 codice code **L52111**



**Con panca P. 57,5** With supporting unit D. 57,5

profondità depth **29,8**  
 codice code **051065**

**42,6**  
 codice code **051015**



Specchio bronzato Bronzed mirror	Vetro bianco White glass	Vetro nero Black glass	Vetro ecrù Ecrù glass	Legno Wood	Lacc. avorio "Avorio" lacq.	Lacc. opaco Matt lacquered	Lacc. lucido Gloss lacquered	Lacc. RAL opaco matt RAL lacquered	
927	940	955	955	1.088	1.032	1.066	1.178	1.132	133
856	869	884	884	1.011	955	989	1.101	1.055	113
927	940	955	955	1.088	1.032	1.066	1.178	1.132	133
1.159	1.172	1.187	1.187	1.343	1.287	1.321	1.433	1.387	200
1.068	1.081	1.096	1.096	1.240	1.184	1.218	1.330	1.284	173

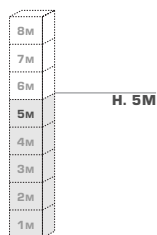
profondità depth **29,8**  
 codice code **051065**

**42,6**  
 codice code **051015**

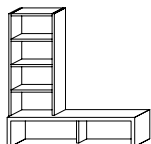


									133
									113
									133
									200
									173

### Lw 180

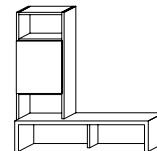


profondità depth **29,8** codice code **L51201**  
 profondità depth **42,6** codice code **L52201**



Con panca P. 57,5 With supporting unit D. 57,5

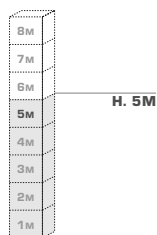
profondità depth **29,8** codice code **L51202**  
 profondità depth **42,6** codice code **L52202**



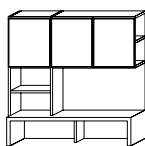
Con panca P. 57,5 With supporting unit D. 57,5

Finitura ante Door finishes	Legno Wood	Lacc. avorio "Aavorio" lacq.	Lacc. opaco Matt lacquered	Lacc. lucido Gloss lacquered	Lacc. RAL opaco matt RAL lacquered	Legno Wood	Lacc. avorio "Aavorio" lacq.	Lacc. opaco Matt lacquered	Lacc. lucido Gloss lacquered	Lacc. RAL opaco matt RAL lacquered
Rovere scuro Dark oak	885	-	-	-	-	1.007	979	996	1.052	1.029
Lacc. avorio "Aavorio" lacq.	807	-	-	-	-	929	901	918	974	951
Lacc. opaco Matt lacquered	885	-	-	-	-	1.007	979	996	1.052	1.029
Lacc. lucido bianco/antracite Gloss lacquered white/"antracite"	1.142	-	-	-	-	1.264	1.236	1.253	1.309	1.286
Lacc. RAL opaco matt RAL lacquered	1.040	-	-	-	-	1.162	1.134	1.151	1.207	1.184

### Lw 180



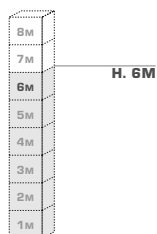
profondità depth **29,8** codice code **L51205**  
 profondità depth **42,6** codice code **L52205**



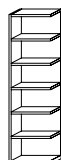
Con panca P. 57,5 With supporting unit D. 57,5

Finitura ante Door finishes	Specchio bronzato Bronzed mirror	Vetro bianco White glass	Vetro nero Black glass	Vetro ecrù Ecrù glass
Rovere scuro Dark oak	1.734	1.773	1.818	1.818
Lacc. avorio "Aavorio" lacq.	1.606	1.645	1.690	1.690
Lacc. opaco Matt lacquered	1.734	1.773	1.818	1.818
Lacc. lucido bianco/antracite Gloss lacquered white/"antracite"	2.154	2.193	2.238	2.238
Lacc. RAL opaco matt RAL lacquered	1.987	2.026	2.071	2.071

### Lw 60



profondità depth **29,8** codice code **L61001**  
 profondità depth **42,6** codice code **L62001**



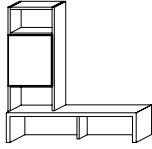
profondità depth **29,8** codice code **L61002**  
 profondità depth **42,6** codice code **L62002**



Finitura ante Door finishes	Legno Wood	Lacc. avorio "Aavorio" lacq.	Lacc. opaco Matt lacquered	Lacc. lucido Gloss lacquered	Lacc. RAL opaco matt RAL lacquered	Legno Wood	Lacc. avorio "Aavorio" lacq.	Lacc. opaco Matt lacquered	Lacc. lucido Gloss lacquered	Lacc. RAL opaco matt RAL lacquered
Rovere scuro Dark oak	539	-	-	-	-	661	633	650	706	683
Lacc. avorio "Aavorio" lacq.	460	-	-	-	-	582	554	571	627	604
Lacc. opaco Matt lacquered	539	-	-	-	-	661	633	650	706	683
Lacc. lucido bianco/antracite Gloss lacquered white/"antracite"	812	-	-	-	-	934	906	923	979	956
Lacc. RAL opaco matt RAL lacquered	695	-	-	-	-	817	789	806	862	839

profondità depth **29,8**  
 codice code **L51203**

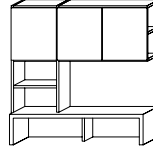
profondità depth **42,6**  
 codice code **L52203**



Con panca P. 57,5 With supporting unit D. 57,5

profondità depth **29,8**  
 codice code **L51204**

profondità depth **42,6**  
 codice code **L52204**



Con panca P. 57,5 With supporting unit D. 57,5

profondità depth **29,8**  
 codice code **051065**

**42,6**  
 codice code **051015**



Specchio bronzato Bronzed mirror	Vetro bianco White glass	Vetro nero Black glass	Vetro ecrù Ecru glass	Legno Wood	Lacc. avorio "Avorio" lacq.	Lacc. opaco Matt lacquered	Lacc. lucido Gloss lacquered	Lacc. RAL opaco matt RAL lacquered	
1.010	1.023	1.038	1.038	1.669	1.585	1.636	1.804	1.735	133
939	952	967	967	1.534	1.450	1.501	1.669	1.600	113
1.010	1.023	1.038	1.038	1.669	1.585	1.636	1.804	1.735	133
1.242	1.255	1.270	1.270	2.114	2.030	2.081	2.249	2.180	200
1.151	1.164	1.179	1.179	1.936	1.852	1.903	2.071	2.002	173

profondità depth **29,8**  
 codice code **051065**

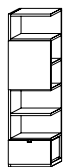
**42,6**  
 codice code **051015**



									133
									113
									133
									200
									173

profondità depth **29,8**  
 codice code **-**

profondità depth **42,6**  
 codice code **L62003**



profondità depth **29,8**  
 codice code **L61004**

profondità depth **42,6**  
 codice code **L62004**



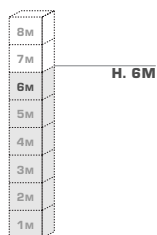
profondità depth **29,8**  
 codice code **051066**

**42,6**  
 codice code **051016**



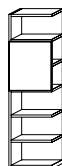
Legno Wood	Lacc. avorio "Avorio" lacq.	Lacc. opaco Matt lacquered	Lacc. lucido Gloss lacquered	Lacc. RAL opaco matt RAL lacquered	Legno Wood	Lacc. avorio "Avorio" lacq.	Lacc. opaco Matt lacquered	Lacc. lucido Gloss lacquered	Lacc. RAL opaco matt RAL lacquered	
803	742	779	900	851	802	752	782	880	840	149
724	663	700	821	772	716	666	696	794	754	127
803	742	779	900	851	802	752	782	880	840	149
1.076	1.015	1.052	1.173	1.124	1.100	1.050	1.080	1.178	1.138	224
959	898	935	1.056	1.007	972	922	952	1.050	1.010	193

### Lw 60



profondità depth **29,8** codice code **L61005**

profondità depth **42,6** codice code **L62005**



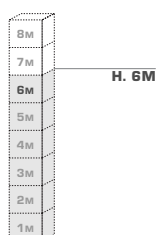
profondità depth **29,8** codice code **-**

profondità depth **42,6** codice code **L62006**



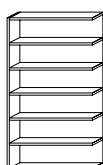
Finitura ante Door finishes	Specchio bronzato Bronzed mirror	Vetro bianco White glass	Vetro nero Black glass	Vetro ecrù Ecu glass	Specchio bronzato Bronzed mirror	Vetro bianco White glass	Vetro nero Black glass	Vetro ecrù Ecu glass
Rovere scuro Dark oak	664	677	692	692	806	819	834	834
Lacc. avorio "Avorio" lacq.	592	605	620	620	701	714	729	729
Lacc. opaco Matt lacquered	664	677	692	692	793	806	821	821
Lacc. lucido bianco/antracite Gloss lacquered white/"antracite"	912	925	940	940	1.106	1.119	1.134	1.134
Lacc. RAL opaco matt RAL lacquered	806	819	834	834	974	987	1.002	1.002

### Lw 120



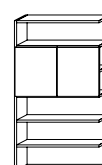
profondità depth **29,8** codice code **L61101**

profondità depth **42,6** codice code **L62101**



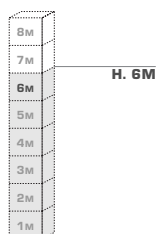
profondità depth **29,8** codice code **L61102**

profondità depth **42,6** codice code **L62102**



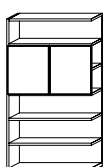
Finitura ante Door finishes	Legno Wood	Lacc. avorio "Avorio" lacq.	Lacc. opaco Matt lacquered	Lacc. lucido Gloss lacquered	Lacc. RAL opaco matt RAL lacquered	Legno Wood	Lacc. avorio "Avorio" lacq.	Lacc. opaco Matt lacquered	Lacc. lucido Gloss lacquered	Lacc. RAL opaco matt RAL lacquered
Rovere scuro Dark oak	816	-	-	-	-	1.162	1.106	1.140	1.252	1.206
Lacc. avorio "Avorio" lacq.	696	-	-	-	-	1.032	976	1.010	1.122	1.076
Lacc. opaco Matt lacquered	816	-	-	-	-	1.162	1.106	1.140	1.252	1.206
Lacc. lucido bianco/antracite Gloss lacquered white/"antracite"	1.226	-	-	-	-	1.602	1.546	1.580	1.692	1.646
Lacc. RAL opaco matt RAL lacquered	1.058	-	-	-	-	1.422	1.366	1.400	1.512	1.466

### Lw 120



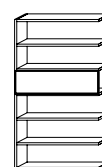
profondità depth **29,8** codice code **L61105**

profondità depth **42,6** codice code **L62105**



profondità depth **29,8** codice code **L61106**

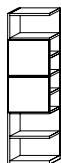
profondità depth **42,6** codice code **L62106**



Finitura ante Door finishes	Specchio bronzato Bronzed mirror	Vetro bianco White glass	Vetro nero Black glass	Vetro ecrù Ecu glass	Specchio bronzato Bronzed mirror	Vetro bianco White glass	Vetro nero Black glass	Vetro ecrù Ecu glass
Rovere scuro Dark oak	1.224	1.250	1.280	1.280	1.192	1.204	1.217	1.217
Lacc. avorio "Avorio" lacq.	1.094	1.120	1.150	1.150	1.072	1.084	1.097	1.097
Lacc. opaco Matt lacquered	1.224	1.250	1.280	1.280	1.192	1.204	1.217	1.217
Lacc. lucido bianco/antracite Gloss lacquered white/"antracite"	1.664	1.690	1.720	1.720	1.602	1.614	1.627	1.627
Lacc. RAL opaco matt RAL lacquered	1.484	1.510	1.540	1.540	1.434	1.446	1.459	1.459

profondità depth **29,8**  
 codice code **L61007**

profondità depth **42,6**  
 codice code **L62007**



profondità depth **29,8**  
 codice code **051066**

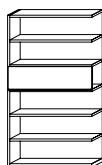
profondità depth **42,6**  
 codice code **051016**



Specchio bronzato Bronzed mirror	Vetro bianco White glass	Vetro nero Black glass	Vetro ecrù Ecru glass	
848	866	888	888	149
769	787	809	809	127
848	866	888	888	149
1.121	1.139	1.161	1.161	224
1.004	1.022	1.044	1.044	193

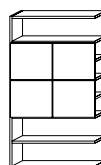
profondità depth **29,8**  
 codice code **L61103**

profondità depth **42,6**  
 codice code **L62103**



profondità depth **29,8**  
 codice code **L61104**

profondità depth **42,6**  
 codice code **L62104**



profondità depth **29,8**  
 codice code **051066**

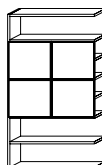
profondità depth **42,6**  
 codice code **051016**



Legno Wood	Lacc. avorio "Avorio" lacq.	Lacc. opaco Matt lacquered	Lacc. lucido Gloss lacquered	Lacc. RAL opaco matt RAL lacquered	Legno Wood	Lacc. avorio "Avorio" lacq.	Lacc. opaco Matt lacquered	Lacc. lucido Gloss lacquered	Lacc. RAL opaco matt RAL lacquered	
1.201	1.114	1.166	1.341	1.271	1.503	1.403	1.463	1.659	1.579	149
1.081	994	1.046	1.221	1.151	1.358	1.258	1.318	1.514	1.434	127
1.201	1.114	1.166	1.341	1.271	1.503	1.403	1.463	1.659	1.579	149
1.611	1.524	1.576	1.751	1.681	2.000	1.900	1.960	2.156	2.076	224
1.443	1.356	1.408	1.583	1.513	1.799	1.699	1.759	1.955	1.875	193

profondità depth **29,8**  
 codice code **L61107**

profondità depth **42,6**  
 codice code **L62107**



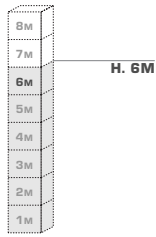
profondità depth **29,8**  
 codice code **051066**

profondità depth **42,6**  
 codice code **051016**

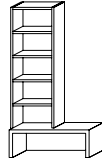


Specchio bronzato Bronzed mirror	Vetro bianco White glass	Vetro nero Black glass	Vetro ecrù Ecru glass	
1.607	1.643	1.687	1.687	149
1.462	1.498	1.542	1.542	127
1.607	1.643	1.687	1.687	149
2.104	2.140	2.184	2.184	224
1.903	1.939	1.983	1.983	193

### Lw 120

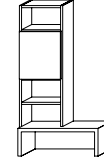


profondità depth **29,8** codice code **L61108**  
 profondità depth **42,6** codice code **L62108**



Con panca P. 57,5 With supporting unit D. 575

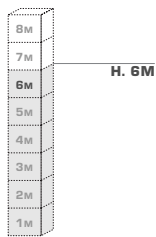
profondità depth **29,8** codice code **L61109**  
 profondità depth **42,6** codice code **L62109**



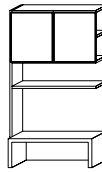
Con panca P. 57,5 With supporting unit D. 575

Finitura ante Door finishes	Legno Wood	Lacc. avorio "Aavorio" lacq.	Lacc. opaco Matt lacquered	Lacc. lucido Gloss lacquered	Lacc. RAL opaco matt RAL lacquered	Legno Wood	Lacc. avorio "Aavorio" lacq.	Lacc. opaco Matt lacquered	Lacc. lucido Gloss lacquered	Lacc. RAL opaco matt RAL lacquered
Rovere scuro Dark oak	897	-	-	-	-	1.019	991	1.008	1.064	1.041
Lacc. avorio "Aavorio" lacq.	806	-	-	-	-	928	900	917	973	950
Lacc. opaco Matt lacquered	897	-	-	-	-	1.019	991	1.008	1.064	1.041
Lacc. lucido bianco/antracite Gloss lacquered white/"antracite"	1.202	-	-	-	-	1.324	1.296	1.313	1.369	1.346
Lacc. RAL opaco matt RAL lacquered	1.080	-	-	-	-	1.202	1.174	1.191	1.247	1.224

### Lw 120



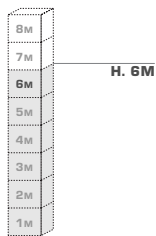
profondità depth **29,8** codice code **L61112**  
 profondità depth **42,6** codice code **L62112**



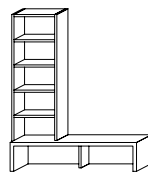
Con panca P. 57,5 With supporting unit D. 575

Finitura ante Door finishes	Specchio bronzato Bronzed mirror	Vetro bianco White glass	Vetro nero Black glass	Vetro ecrù Ecrù glass
Rovere scuro Dark oak	1.225	1.251	1.281	1.281
Lacc. avorio "Aavorio" lacq.	1.138	1.164	1.194	1.194
Lacc. opaco Matt lacquered	1.225	1.251	1.281	1.281
Lacc. lucido bianco/antracite Gloss lacquered white/"antracite"	1.518	1.544	1.574	1.574
Lacc. RAL opaco matt RAL lacquered	1.398	1.424	1.454	1.454

### Lw 180

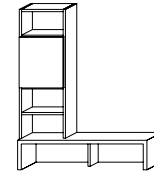


profondità depth **29,8** codice code **L61201**  
 profondità depth **42,6** codice code **L62201**



Con panca P. 57,5 With supporting unit D. 575

profondità depth **29,8** codice code **L61202**  
 profondità depth **42,6** codice code **L62202**



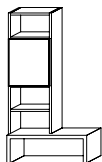
Con panca P. 57,5 With supporting unit D. 575

Finitura ante Door finishes	Legno Wood	Lacc. avorio "Aavorio" lacq.	Lacc. opaco Matt lacquered	Lacc. lucido Gloss lacquered	Lacc. RAL opaco matt RAL lacquered	Legno Wood	Lacc. avorio "Aavorio" lacq.	Lacc. opaco Matt lacquered	Lacc. lucido Gloss lacquered	Lacc. RAL opaco matt RAL lacquered
Rovere scuro Dark oak	980	-	-	-	-	1.102	1.074	1.091	1.147	1.124
Lacc. avorio "Aavorio" lacq.	889	-	-	-	-	1.011	983	1.000	1.056	1.033
Lacc. opaco Matt lacquered	980	-	-	-	-	1.102	1.074	1.091	1.147	1.124
Lacc. lucido bianco/antracite Gloss lacquered white/"antracite"	1.285	-	-	-	-	1.407	1.379	1.396	1.452	1.429
Lacc. RAL opaco matt RAL lacquered	1.163	-	-	-	-	1.285	1.257	1.274	1.330	1.307



profondità  
depth **29,8**  
codice  
code **L61110**

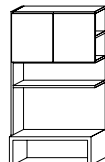
profondità  
depth **42,6**  
codice  
code **L62110**



**Con panca P. 57,5** With supporting unit D. 57,5

profondità  
depth **29,8**  
codice  
code **L61111**

profondità  
depth **42,6**  
codice  
code **L62111**



**Con panca P. 57,5** With supporting unit D. 57,5

profondità  
depth **29,8**  
codice  
code **051066**

**42,6**  
codice  
code **051016**



Specchio bronzato Bronzed mirror	Vetro bianco White glass	Vetro nero Black glass	Vetro ecrù Ecru glass	Legno Wood	Lacc. avorio "Avorio" lacq.	Lacc. opaco Matt lacquered	Lacc. lucido Gloss lacquered	Lacc. RAL opaco matt RAL lacquered	
1.022	1.035	1.050	1.050	1.163	1.107	1.141	1.253	1.207	149
938	951	966	966	1.076	1.020	1.054	1.166	1.120	127
1.022	1.035	1.050	1.050	1.163	1.107	1.141	1.253	1.207	149
1.302	1.315	1.330	1.330	1.456	1.400	1.434	1.546	1.500	224
1.191	1.204	1.219	1.219	1.336	1.280	1.314	1.426	1.380	193

profondità  
depth **29,8**  
codice  
code **051066**

**42,6**  
codice  
code **051016**



149

127

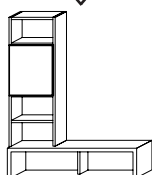
149

224

193

profondità  
depth **29,8**  
codice  
code **L61203**

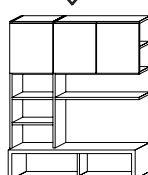
profondità  
depth **42,6**  
codice  
code **L62203**



**Con panca P. 57,5** With supporting unit D. 57,5

profondità  
depth **29,8**  
codice  
code **L61204**

profondità  
depth **42,6**  
codice  
code **L62204**



**Con panca P. 57,5** With supporting unit D. 57,5

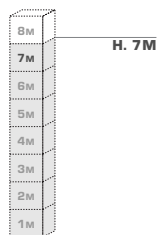
profondità  
depth **29,8**  
codice  
code **051066**

**42,6**  
codice  
code **051016**

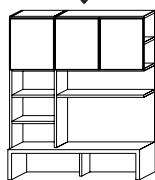


Specchio bronzato Bronzed mirror	Vetro bianco White glass	Vetro nero Black glass	Vetro ecrù Ecru glass	Legno Wood	Lacc. avorio "Avorio" lacq.	Lacc. opaco Matt lacquered	Lacc. lucido Gloss lacquered	Lacc. RAL opaco matt RAL lacquered	
1.133	1.146	1.161	1.161	1.823	1.739	1.790	1.958	1.889	149
1.042	1.055	1.070	1.070	1.667	1.583	1.634	1.802	1.733	127
1.133	1.146	1.161	1.161	1.823	1.739	1.790	1.958	1.889	149
1.438	1.451	1.466	1.466	2.346	2.262	2.313	2.481	2.412	224
1.316	1.329	1.344	1.344	2.135	2.051	2.102	2.270	2.201	193

### Lw 180



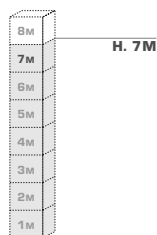
profondità depth **29,8**      profondità depth **42,6**  
 codice code **L61205**      codice code **L62205**



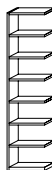
Con panca P. 57,5 With supporting unit D. 57.5

Finitura ante Door finishes	Specchio bronzato Bronzed mirror	Vetro bianco White glass	Vetro nero Black glass	Vetro ecrù Ecru glass
Rovere scuro Dark oak	1.888	1.927	1.972	1.972
Lacc. avorio "Avorio" lacq.	1.739	1.778	1.823	1.823
Lacc. opaco Matt lacquered	1.888	1.927	1.972	1.972
Lacc. lucido bianco/antracite Gloss lacquered white/"antracite"	2.386	2.425	2.470	2.470
Lacc. RAL opaco matt RAL lacquered	2.186	2.225	2.270	2.270

### Lw 60



profondità depth **29,8**      profondità depth **42,6**  
 codice code **L71001**      codice code **L72001**

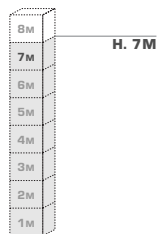


profondità depth **29,8**      profondità depth **42,6**  
 codice code **L71002**      codice code **L72002**

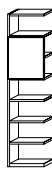


Finitura ante Door finishes	Legno Wood	Lacc. avorio "Avorio" lacq.	Lacc. opaco Matt lacquered	Lacc. lucido Gloss lacquered	Lacc. RAL opaco matt RAL lacquered	Legno Wood	Lacc. avorio "Avorio" lacq.	Lacc. opaco Matt lacquered	Lacc. lucido Gloss lacquered	Lacc. RAL opaco matt RAL lacquered
Rovere scuro Dark oak	685	-	-	-	-	807	779	796	852	829
Lacc. avorio "Avorio" lacq.	585	-	-	-	-	707	679	696	752	729
Lacc. opaco Matt lacquered	685	-	-	-	-	807	779	796	852	829
Lacc. lucido bianco/antracite Gloss lacquered white/"antracite"	1.031	-	-	-	-	1.153	1.125	1.142	1.198	1.175
Lacc. RAL opaco matt RAL lacquered	882	-	-	-	-	1.004	976	993	1.049	1.026

### Lw 60



profondità depth **29,8**      profondità depth **42,6**  
 codice code **L71005**      codice code **L72005**



profondità depth **29,8**      profondità depth **42,6**  
 codice code **-**      codice code **L72006**



Finitura ante Door finishes	Specchio bronzato Bronzed mirror	Vetro bianco White glass	Vetro nero Black glass	Vetro ecrù Ecru glass	Specchio bronzato Bronzed mirror	Vetro bianco White glass	Vetro nero Black glass	Vetro ecrù Ecru glass
Rovere scuro Dark oak	810	823	838	838	952	965	980	980
Lacc. avorio "Avorio" lacq.	717	730	745	745	826	839	854	854
Lacc. opaco Matt lacquered	810	823	838	838	939	952	967	967
Lacc. lucido bianco/antracite Gloss lacquered white/"antracite"	1.131	1.144	1.159	1.159	1.325	1.338	1.353	1.353
Lacc. RAL opaco matt RAL lacquered	993	1.006	1.021	1.021	1.161	1.174	1.189	1.189

profondità  
depth  
**29,8**  
**42,6**

codice  
code  
**051066**  
**051016**



149

127

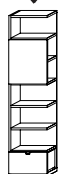
149

224

193

profondità  
depth  
**29,8**  
codice  
code  
-

profondità  
depth  
**42,6**  
codice  
code  
**L72003**



profondità  
depth  
**29,8**  
codice  
code  
**L71004**

profondità  
depth  
**42,6**  
codice  
code  
**L72004**



profondità  
depth  
**29,8**  
**42,6**

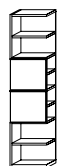
codice  
code  
**051067**  
**051017**



Legno Wood	Lacc. avorio "Avorio" lacq.	Lacc. opaco Matt lacquered	Lacc. lucido Gloss lacquered	Lacc. RAL opaco matt RAL lacquered	Legno Wood	Lacc. avorio "Avorio" lacq.	Lacc. opaco Matt lacquered	Lacc. lucido Gloss lacquered	Lacc. RAL opaco matt RAL lacquered	
949	888	925	1.046	997	948	898	928	1.026	986	170
849	788	825	946	897	841	791	821	919	879	145
949	888	925	1.046	997	948	898	928	1.026	986	170
1.295	1.234	1.271	1.392	1.343	1.319	1.269	1.299	1.397	1.357	255
1.146	1.085	1.122	1.243	1.194	1.159	1.109	1.139	1.237	1.197	220

profondità  
depth  
**29,8**  
codice  
code  
**L71007**

profondità  
depth  
**42,6**  
codice  
code  
**L72007**



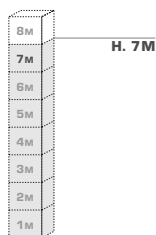
profondità  
depth  
**29,8**  
**42,6**

codice  
code  
**051067**  
**051017**

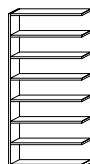


Specchio bronzato Bronzed mirror	Vetro bianco White glass	Vetro nero Black glass	Vetro ecrù Ecru glass	
944	962	984	984	170
851	869	891	891	145
944	962	984	984	170
1.265	1.283	1.305	1.305	255
1.127	1.145	1.167	1.167	220

### Lw 120



profondità depth **29,8** codice code **L71101**  
 profondità depth **42,6** codice code **L72101**

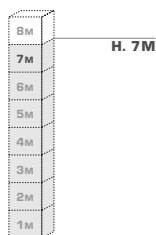


profondità depth **29,8** codice code **L71102**  
 profondità depth **42,6** codice code **L72102**

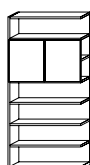


Finitura ante Door finishes	Legno Wood	Lacc. avorio "Aavorio" lacq.	Lacc. opaco Matt lacquered	Lacc. lucido Gloss lacquered	Lacc. RAL opaco matt RAL lacquered	Legno Wood	Lacc. avorio "Aavorio" lacq.	Lacc. opaco Matt lacquered	Lacc. lucido Gloss lacquered	Lacc. RAL opaco matt RAL lacquered
Rovere scuro Dark oak	1.010	-	-	-	-	1.306	1.250	1.284	1.396	1.350
Lacc. avorio "Aavorio" lacq.	860	-	-	-	-	1.154	1.098	1.132	1.244	1.198
Lacc. opaco Matt lacquered	1.010	-	-	-	-	1.306	1.250	1.284	1.396	1.350
Lacc. lucido bianco/antracite Gloss lacquered white/"antracite"	1.516	-	-	-	-	1.818	1.762	1.796	1.908	1.862
Lacc. RAL opaco matt RAL lacquered	1.310	-	-	-	-	1.608	1.552	1.586	1.698	1.652

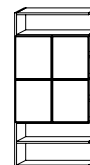
### Lw 120



profondità depth **29,8** codice code **L71105**  
 profondità depth **42,6** codice code **L72105**

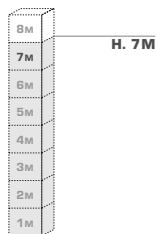


profondità depth **29,8** codice code **L71106**  
 profondità depth **42,6** codice code **L72106**

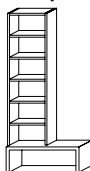


Finitura ante Door finishes	Specchio bronzato Bronzed mirror	Vetro bianco White glass	Vetro nero Black glass	Vetro ecrù Ecrù glass	Specchio bronzato Bronzed mirror	Vetro bianco White glass	Vetro nero Black glass	Vetro ecrù Ecrù glass
Rovere scuro Dark oak	1.368	1.394	1.424	1.424	1.752	1.804	1.864	1.864
Lacc. avorio "Aavorio" lacq.	1.216	1.242	1.272	1.272	1.594	1.646	1.706	1.706
Lacc. opaco Matt lacquered	1.368	1.394	1.424	1.424	1.752	1.804	1.864	1.864
Lacc. lucido bianco/antracite Gloss lacquered white/"antracite"	1.880	1.906	1.936	1.936	2.281	2.333	2.393	2.393
Lacc. RAL opaco matt RAL lacquered	1.670	1.696	1.726	1.726	2.066	2.118	2.178	2.178

### Lw 120

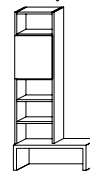


profondità depth **29,8** codice code **L71108**  
 profondità depth **42,6** codice code **L72108**



Con panca P. 57,5 With supporting unit D. 57,5

profondità depth **29,8** codice code **L71109**  
 profondità depth **42,6** codice code **L72109**

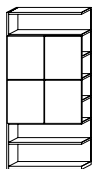


Con panca P. 57,5 With supporting unit D. 57,5

Finitura ante Door finishes	Legno Wood	Lacc. avorio "Aavorio" lacq.	Lacc. opaco Matt lacquered	Lacc. lucido Gloss lacquered	Lacc. RAL opaco matt RAL lacquered	Legno Wood	Lacc. avorio "Aavorio" lacq.	Lacc. opaco Matt lacquered	Lacc. lucido Gloss lacquered	Lacc. RAL opaco matt RAL lacquered
Rovere scuro Dark oak	1.002	-	-	-	-	1.124	1.096	1.113	1.169	1.146
Lacc. avorio "Aavorio" lacq.	895	-	-	-	-	1.017	989	1.006	1.062	1.039
Lacc. opaco Matt lacquered	1.002	-	-	-	-	1.124	1.096	1.113	1.169	1.146
Lacc. lucido bianco/antracite Gloss lacquered white/"antracite"	1.360	-	-	-	-	1.482	1.454	1.471	1.527	1.504
Lacc. RAL opaco matt RAL lacquered	1.215	-	-	-	-	1.337	1.309	1.326	1.382	1.359

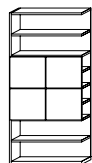
profondità depth **29,8**  
 codice code **L71103**

profondità depth **42,6**  
 codice code **L72103**



profondità depth **29,8**  
 codice code **L71104**

profondità depth **42,6**  
 codice code **L72104**



profondità depth **29,8**  
 codice code **051067**

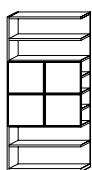
profondità depth **42,6**  
 codice code **051017**



Legno Wood	Lacc. avorio "Avorio" lacq.	Lacc. opaco Matt lacquered	Lacc. lucido Gloss lacquered	Lacc. RAL opaco matt RAL lacquered	Legno Wood	Lacc. avorio "Avorio" lacq.	Lacc. opaco Matt lacquered	Lacc. lucido Gloss lacquered	Lacc. RAL opaco matt RAL lacquered	
1.628	1.516	1.584	1.808	1.716	1.633	1.533	1.593	1.789	1.709	170
1.470	1.358	1.426	1.650	1.558	1.469	1.369	1.429	1.625	1.545	145
1.628	1.516	1.584	1.808	1.716	1.633	1.533	1.593	1.789	1.709	170
2.157	2.045	2.113	2.337	2.245	2.194	2.094	2.154	2.350	2.270	255
1.942	1.830	1.898	2.122	2.030	1.968	1.868	1.928	2.124	2.044	220

profondità depth **29,8**  
 codice code **L71107**

profondità depth **42,6**  
 codice code **L72107**



profondità depth **29,8**  
 codice code **051066**

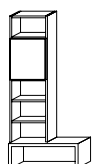
profondità depth **42,6**  
 codice code **051016**



Specchio bronzato Bronzed mirror	Vetro bianco White glass	Vetro nero Black glass	Vetro ecrù Ecru glass	
1.737	1.773	1.817	1.817	170
1.573	1.609	1.653	1.653	145
1.737	1.773	1.817	1.817	170
2.298	2.334	2.378	2.378	255
2.072	2.108	2.152	2.152	220

profondità depth **29,8**  
 codice code **L71110**

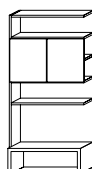
profondità depth **42,6**  
 codice code **L72110**



**Con panca P. 57,5** With supporting unit D. 57,5

profondità depth **29,8**  
 codice code **L71111**

profondità depth **42,6**  
 codice code **L72111**



**Con panca P. 57,5** With supporting unit D. 57,5

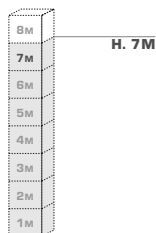
profondità depth **29,8**  
 codice code **051066**

profondità depth **42,6**  
 codice code **051016**

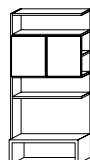


Specchio bronzato Bronzed mirror	Vetro bianco White glass	Vetro nero Black glass	Vetro ecrù Ecru glass	Legno Wood	Lacc. avorio "Avorio" lacq.	Lacc. opaco Matt lacquered	Lacc. lucido Gloss lacquered	Lacc. RAL opaco matt RAL lacquered	
1.127	1.140	1.155	1.155	1.307	1.251	1.285	1.397	1.351	170
1.027	1.040	1.055	1.055	1.198	1.142	1.176	1.288	1.242	145
1.127	1.140	1.155	1.155	1.307	1.251	1.285	1.397	1.351	170
1.460	1.473	1.488	1.488	1.672	1.616	1.650	1.762	1.716	255
1.326	1.339	1.354	1.354	1.522	1.466	1.500	1.612	1.566	220

### Lw 120



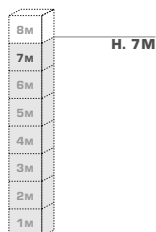
profondità depth **29,8**      profondità depth **42,6**  
 codice code **L71112**      codice code **L72112**



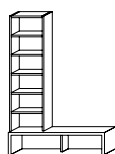
**Codice** Code **Con panca P. 57,5** With supporting unit D. 57.5

Finitura ante Door finishes	Specchio bronzato Bronzed mirror	Vetro bianco White glass	Vetro nero Black glass	Vetro ecrù Ecrù glass
Rovere scuro Dark oak	1.369	1.395	1.425	1.425
Lacc. avorio "Avorio" lacq.	1.260	1.286	1.316	1.316
Lacc. opaco Matt lacquered	1.369	1.395	1.425	1.425
Lacc. lucido bianco/antracite Gloss lacquered white/"antracite"	1.734	1.760	1.790	1.790
Lacc. RAL opaco matt RAL lacquered	1.584	1.610	1.640	1.640

### Lw 180



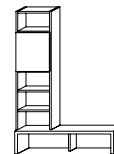
profondità depth **29,8**      profondità depth **42,6**  
 codice code **L71201**      codice code **L72201**



**Codice** Code **Con panca P. 57,5** With supporting unit D. 57.5

Finitura ante Door finishes	Legno Wood	Lacc. avorio "Avorio" lacq.	Lacc. opaco Matt lacquered	Lacc. lucido Gloss lacquered	Lacc. RAL opaco matt RAL lacquered
Rovere scuro Dark oak	1.085	-	-	-	-
Lacc. avorio "Avorio" lacq.	978	-	-	-	-
Lacc. opaco Matt lacquered	1.085	-	-	-	-
Lacc. lucido bianco/antracite Gloss lacquered white/"antracite"	1.443	-	-	-	-
Lacc. RAL opaco matt RAL lacquered	1.298	-	-	-	-

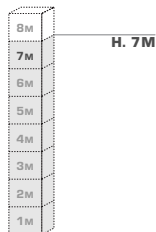
profondità depth **29,8**      profondità depth **42,6**  
 codice code **L71202**      codice code **L72202**



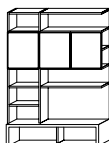
**Codice** Code **Con panca P. 57,5** With supporting unit D. 57.5

Finitura ante Door finishes	Legno Wood	Lacc. avorio "Avorio" lacq.	Lacc. opaco Matt lacquered	Lacc. lucido Gloss lacquered	Lacc. RAL opaco matt RAL lacquered
Rovere scuro Dark oak	1.207	1.179	1.196	1.252	1.229
Lacc. avorio "Avorio" lacq.	1.100	1.072	1.089	1.145	1.122
Lacc. opaco Matt lacquered	1.207	1.179	1.196	1.252	1.229
Lacc. lucido bianco/antracite Gloss lacquered white/"antracite"	1.565	1.537	1.554	1.610	1.587
Lacc. RAL opaco matt RAL lacquered	1.420	1.392	1.409	1.465	1.442

### Lw 180



profondità depth **29,8**      profondità depth **42,6**  
 codice code **L71205**      codice code **L72205**



**Codice** Code **Con panca P. 57,5** With supporting unit D. 57.5

Finitura ante Door finishes	Specchio bronzato Bronzed mirror	Vetro bianco White glass	Vetro nero Black glass	Vetro ecrù Ecrù glass
Rovere scuro Dark oak	1.238	1.251	1.266	1.266
Lacc. avorio "Avorio" lacq.	1.131	1.144	1.159	1.159
Lacc. opaco Matt lacquered	1.238	1.251	1.266	1.266
Lacc. lucido bianco/antracite Gloss lacquered white/"antracite"	1.596	1.609	1.624	1.624
Lacc. RAL opaco matt RAL lacquered	1.451	1.464	1.479	1.479

profondità  
depth  
**29,8**  
**42,6**

codice  
code  
**051067**  
**051017**



170

145

170

255

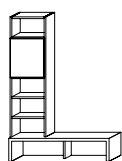
220

profondità  
depth  
**29,8**

codice  
code  
**L71203**

profondità  
depth  
**42,6**

codice  
code  
**L72203**



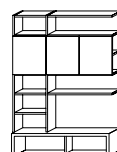
**Con panca P. 57,5** With supporting unit D. 57,5

profondità  
depth  
**29,8**

codice  
code  
**L71204**

profondità  
depth  
**42,6**

codice  
code  
**L72204**



**Con panca P. 57,5** With supporting unit D. 57,5

profondità  
depth  
**29,8**  
**42,6**

codice  
code  
**051067**  
**051017**



Specchio bronzato Bronzed mirror	Vetro bianco White glass	Vetro nero Black glass	Vetro ecrù Ecrù glass	Legno Wood	Lacc. avorio "Avorio" lacq.	Lacc. opaco Matt lacquered	Lacc. lucido Gloss lacquered	Lacc. RAL opaco matt RAL lacquered	
1.238	1.251	1.266	1.266	2.051	1.967	2.018	2.186	2.117	170
1.131	1.144	1.159	1.159	1.860	1.776	1.827	1.995	1.926	145
1.238	1.251	1.266	1.266	2.051	1.967	2.018	2.186	2.117	170
1.596	1.609	1.624	1.624	2.689	2.605	2.656	2.824	2.755	255
1.451	1.464	1.479	1.479	2.429	2.345	2.396	2.564	2.495	220

profondità  
depth  
**29,8**  
**42,6**

codice  
code  
**051067**  
**051017**



170

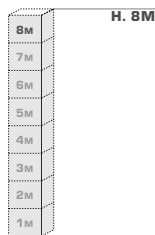
145

170

255

220

### Lw 60



profondità depth **29,8** codice code **L81001**

profondità depth **42,6** codice code **L82001**



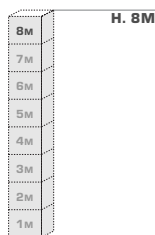
profondità depth **29,8** codice code **L81002**

profondità depth **42,6** codice code **L82002**




Finitura ante Door finishes	Legno Wood	Lacc. avorio "Aavorio" lacq.	Lacc. opaco Matt lacquered	Lacc. lucido Gloss lacquered	Lacc. RAL opaco matt RAL lacquered	Legno Wood	Lacc. avorio "Aavorio" lacq.	Lacc. opaco Matt lacquered	Lacc. lucido Gloss lacquered	Lacc. RAL opaco matt RAL lacquered
Rovere scuro Dark oak	767	-	-	-	-	1.010	954	988	1.100	1.054
Lacc. avorio "Aavorio" lacq.	654	-	-	-	-	899	843	877	989	943
Lacc. opaco Matt lacquered	767	-	-	-	-	1.010	954	988	1.100	1.054
Lacc. lucido bianco/antracite Gloss lacquered white/"antracite"	1.154	-	-	-	-	1.397	1.341	1.375	1.487	1.441
Lacc. RAL opaco matt RAL lacquered	988	-	-	-	-	1.232	1.176	1.210	1.322	1.276

### Lw 60



profondità depth **29,8** codice code **L81005**

profondità depth **42,6** codice code **L82005**



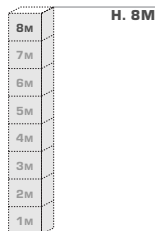
profondità depth **29,8** codice code -

profondità depth **42,6** codice code **L82006**



Finitura ante Door finishes	Specchio bronzato Bronzed mirror	Vetro bianco White glass	Vetro nero Black glass	Vetro ecrù Ecrù glass	Specchio bronzato Bronzed mirror	Vetro bianco White glass	Vetro nero Black glass	Vetro ecrù Ecrù glass
Rovere scuro Dark oak	1.016	1.042	1.072	1.072	1.158	1.184	1.214	1.214
Lacc. avorio "Aavorio" lacq.	919	945	975	975	1.028	1.054	1.084	1.084
Lacc. opaco Matt lacquered	1.016	1.042	1.072	1.072	1.145	1.171	1.201	1.201
Lacc. lucido bianco/antracite Gloss lacquered white/"antracite"	1.353	1.379	1.409	1.409	1.547	1.573	1.603	1.603
Lacc. RAL opaco matt RAL lacquered	1.210	1.236	1.266	1.266	1.378	1.404	1.434	1.434

### Lw 120



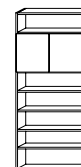
profondità depth **29,8** codice code **L81101**

profondità depth **42,6** codice code **L82101**



profondità depth **29,8** codice code **L81102**

profondità depth **42,6** codice code **L82102**

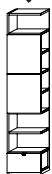


Finitura ante Door finishes	Legno Wood	Lacc. avorio "Aavorio" lacq.	Lacc. opaco Matt lacquered	Lacc. lucido Gloss lacquered	Lacc. RAL opaco matt RAL lacquered	Legno Wood	Lacc. avorio "Aavorio" lacq.	Lacc. opaco Matt lacquered	Lacc. lucido Gloss lacquered	Lacc. RAL opaco matt RAL lacquered
Rovere scuro Dark oak	1.087	-	-	-	-	1.433	1.377	1.411	1.523	1.477
Lacc. avorio "Aavorio" lacq.	926	-	-	-	-	1.262	1.206	1.240	1.352	1.306
Lacc. opaco Matt lacquered	1.087	-	-	-	-	1.433	1.377	1.411	1.523	1.477
Lacc. lucido bianco/antracite Gloss lacquered white/"antracite"	1.632	-	-	-	-	2.008	1.952	1.986	2.098	2.052
Lacc. RAL opaco matt RAL lacquered	1.410	-	-	-	-	1.774	1.718	1.752	1.864	1.818



profondità depth **29,8**  
 codice code -

profondità depth **42,6**  
 codice code **L82003**



profondità depth **29,8**  
 codice code **L81004**

profondità depth **42,6**  
 codice code **L82004**



profondità depth **29,8**  
 codice code **051068**

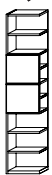
profondità depth **42,6**  
 codice code **051018**



Legno Wood	Lacc. avorio "Avorio" lacq.	Lacc. opaco Matt lacquered	Lacc. lucido Gloss lacquered	Lacc. RAL opaco matt RAL lacquered	Legno Wood	Lacc. avorio "Avorio" lacq.	Lacc. opaco Matt lacquered	Lacc. lucido Gloss lacquered	Lacc. RAL opaco matt RAL lacquered	
1.152	1.063	1.117	1.294	1.222	1.030	980	1.010	1.108	1.068	188
1.041	952	1.006	1.183	1.111	910	860	890	988	948	160
1.152	1.063	1.117	1.294	1.222	1.030	980	1.010	1.108	1.068	188
1.539	1.450	1.504	1.681	1.609	1.442	1.392	1.422	1.520	1.480	282
1.374	1.285	1.339	1.516	1.444	1.265	1.215	1.245	1.343	1.303	244

profondità depth **29,8**  
 codice code **L81007**

profondità depth **42,6**  
 codice code **L82007**



profondità depth **29,8**  
 codice code **051068**

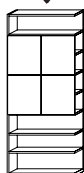
profondità depth **42,6**  
 codice code **051018**



Specchio bronzato Bronzed mirror	Vetro bianco White glass	Vetro nero Black glass	Vetro ecrù Ecrù glass	
1.026	1.044	1.066	1.066	188
920	938	960	960	160
1.026	1.044	1.066	1.066	188
1.388	1.406	1.428	1.428	282
1.233	1.251	1.273	1.273	244

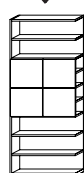
profondità depth **29,8**  
 codice code **L81103**

profondità depth **42,6**  
 codice code **L82103**



profondità depth **29,8**  
 codice code **L81104**

profondità depth **42,6**  
 codice code **L82104**



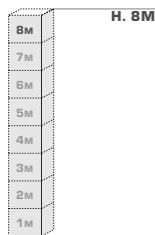
profondità depth **29,8**  
 codice code **051068**

profondità depth **42,6**  
 codice code **051018**



Legno Wood	Lacc. avorio "Avorio" lacq.	Lacc. opaco Matt lacquered	Lacc. lucido Gloss lacquered	Lacc. RAL opaco matt RAL lacquered	Legno Wood	Lacc. avorio "Avorio" lacq.	Lacc. opaco Matt lacquered	Lacc. lucido Gloss lacquered	Lacc. RAL opaco matt RAL lacquered	
1.705	1.593	1.661	1.885	1.793	1.710	1.610	1.670	1.866	1.786	188
1.536	1.424	1.492	1.716	1.624	1.535	1.435	1.495	1.691	1.611	160
1.705	1.593	1.661	1.885	1.793	1.710	1.610	1.670	1.866	1.786	188
2.273	2.161	2.229	2.453	2.361	2.310	2.210	2.270	2.466	2.386	282
2.042	1.930	1.998	2.222	2.130	2.068	1.968	2.028	2.224	2.144	244

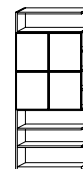
### Lw 120



profondità depth **29,8** codice code **L81105**  
 profondità depth **42,6** codice code **L82105**

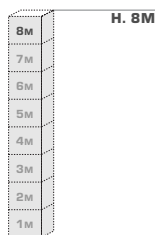


profondità depth **29,8** codice code **L81106**  
 profondità depth **42,6** codice code **L82106**

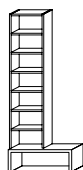


Finitura ante Door finishes	Specchio bronzato Bronzed mirror	Vetro bianco White glass	Vetro nero Black glass	Vetro ecrù Ecu glass	Specchio bronzato Bronzed mirror	Vetro bianco White glass	Vetro nero Black glass	Vetro ecrù Ecu glass
Rovere scuro Dark oak	1.495	1.521	1.551	1.551	1.829	1.881	1.941	1.941
Lacc. avorio "Avorio" lacq.	1.324	1.350	1.380	1.380	1.660	1.712	1.772	1.772
Lacc. opaco Matt lacquered	1.495	1.521	1.551	1.551	1.829	1.881	1.941	1.941
Lacc. lucido bianco/antracite Gloss lacquered white/"antracite"	2.070	2.096	2.126	2.126	2.397	2.449	2.509	2.509
Lacc. RAL opaco matt RAL lacquered	1.836	1.862	1.892	1.892	2.166	2.218	2.278	2.278

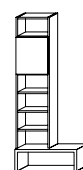
### Lw 120



profondità depth **29,8** codice code **L81108**  
 profondità depth **42,6** codice code **L82108**

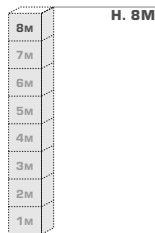


profondità depth **29,8** codice code **L81109**  
 profondità depth **42,6** codice code **L82109**

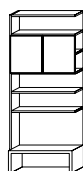


Finitura ante Door finishes	Legno Wood	Lacc. avorio "Avorio" lacq.	Lacc. opaco Matt lacquered	Lacc. lucido Gloss lacquered	Lacc. RAL opaco matt RAL lacquered	Legno Wood	Lacc. avorio "Avorio" lacq.	Lacc. opaco Matt lacquered	Lacc. lucido Gloss lacquered	Lacc. RAL opaco matt RAL lacquered
Rovere scuro Dark oak	1.113	-	-	-	-	1.235	1.207	1.224	1.280	1.257
Lacc. avorio "Avorio" lacq.	989	-	-	-	-	1.111	1.083	1.100	1.156	1.133
Lacc. opaco Matt lacquered	1.113	-	-	-	-	1.235	1.207	1.224	1.280	1.257
Lacc. lucido bianco/antracite Gloss lacquered white/"antracite"	1.527	-	-	-	-	1.649	1.621	1.638	1.694	1.671
Lacc. RAL opaco matt RAL lacquered	1.359	-	-	-	-	1.481	1.453	1.470	1.526	1.503

### Lw 120



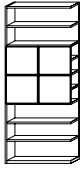
profondità depth **29,8** codice code **L81112**  
 profondità depth **42,6** codice code **L82112**



Finitura ante Door finishes	Specchio bronzato Bronzed mirror	Vetro bianco White glass	Vetro nero Black glass	Vetro ecrù Ecu glass
Rovere scuro Dark oak	1.560	1.586	1.616	1.616
Lacc. avorio "Avorio" lacq.	1.421	1.447	1.477	1.477
Lacc. opaco Matt lacquered	1.560	1.586	1.616	1.616
Lacc. lucido bianco/antracite Gloss lacquered white/"antracite"	2.020	2.046	2.076	2.076
Lacc. RAL opaco matt RAL lacquered	1.833	1.859	1.889	1.889

profondità depth **29,8**  
 codice code **L81107**

profondità depth **42,6**  
 codice code **L82107**



profondità depth **29,8**  
 codice code **051068**

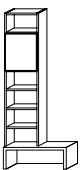
profondità depth **42,6**  
 codice code **051018**



Specchio bronzato Bronzed mirror	Vetro bianco White glass	Vetro nero Black glass	Vetro ecrù Ecrù glass	
1.814	1.850	1.894	1.894	188
1.639	1.675	1.719	1.719	160
1.814	1.850	1.894	1.894	188
2.414	2.450	2.494	2.494	282
2.172	2.208	2.252	2.252	244

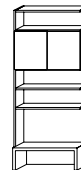
profondità depth **29,8**  
 codice code **L81110**

profondità depth **42,6**  
 codice code **L82110**



profondità depth **29,8**  
 codice code **L81111**

profondità depth **42,6**  
 codice code **L82111**



profondità depth **29,8**  
 codice code **051068**

profondità depth **42,6**  
 codice code **051018**



Specchio bronzato Bronzed mirror	Vetro bianco White glass	Vetro nero Black glass	Vetro ecrù Ecrù glass	Legno Wood	Lacc. avorio "Avorio" lacq.	Lacc. opaco Matt lacquered	Lacc. lucido Gloss lacquered	Lacc. RAL opaco matt RAL lacquered	
1.238	1.251	1.266	1.266	1.498	1.442	1.476	1.588	1.542	188
1.121	1.134	1.149	1.149	1.359	1.303	1.337	1.449	1.403	160
1.238	1.251	1.266	1.266	1.498	1.442	1.476	1.588	1.542	188
1.627	1.640	1.655	1.655	1.958	1.902	1.936	2.048	2.002	282
1.470	1.483	1.498	1.498	1.771	1.715	1.749	1.861	1.815	244

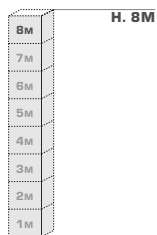
profondità depth **29,8**  
 codice code **051068**

profondità depth **42,6**  
 codice code **051018**

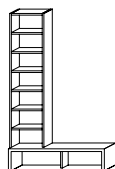


	188
	160
	188
	282
	244

Lw **180**

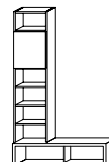


profondità depth **29,8** codice code **L81201**  
profondità depth **42,6** codice code **L82201**



Con panca P. 57,5 With supporting unit D. 575

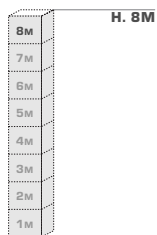
profondità depth **29,8** codice code **L81202**  
profondità depth **42,6** codice code **L82202**



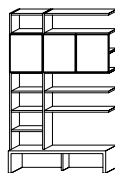
Con panca P. 57,5 With supporting unit D. 575

Finitura ante Door finishes	Legno Wood	Lacc. avorio "Avorio" lacq.	Lacc. opaco Matt lacquered	Lacc. lucido Gloss lacquered	Lacc. RAL opaco matt RAL lacquered	Legno Wood	Lacc. avorio "Avorio" lacq.	Lacc. opaco Matt lacquered	Lacc. lucido Gloss lacquered	Lacc. RAL opaco matt RAL lacquered
Rovere scuro Dark oak	1.196	-	-	-	-	1.318	1.290	1.307	1.363	1.340
Lacc. avorio "Avorio" lacq.	1.072	-	-	-	-	1.194	1.166	1.183	1.239	1.216
Lacc. opaco Matt lacquered	1.196	-	-	-	-	1.318	1.290	1.307	1.363	1.340
Lacc. lucido bianco/antracite Gloss lacquered white/"antracite"	1.610	-	-	-	-	1.732	1.704	1.721	1.777	1.754
Lacc. RAL opaco matt RAL lacquered	1.442	-	-	-	-	1.564	1.536	1.553	1.609	1.586

Lw **180**



profondità depth **29,8** codice code **L81205**  
profondità depth **42,6** codice code **L82205**



Con panca P. 57,5 With supporting unit D. 575

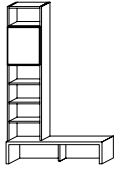
Finitura ante Door finishes	Specchio bronzato Bronzed mirror	Vetro bianco White glass	Vetro nero Black glass	Vetro ecrù Ecrù glass
Rovere scuro Dark oak	2.400	2.439	2.484	2.484
Lacc. avorio "Avorio" lacq.	2.172	2.211	2.256	2.256
Lacc. opaco Matt lacquered	2.400	2.439	2.484	2.484
Lacc. lucido bianco/antracite Gloss lacquered white/"antracite"	3.155	3.194	3.239	3.239
Lacc. RAL opaco matt RAL lacquered	2.849	2.888	2.933	2.933

profondità  
depth **29,8**

codice  
code **L81203**

profondità  
depth **42,6**

codice  
code **L82203**



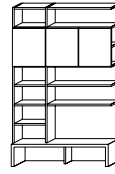
**Con panca P. 57,5** With supporting unit D. 57,5

profondità  
depth **29,8**

codice  
code **L81204**

profondità  
depth **42,6**

codice  
code **L82204**



**Con panca P. 57,5** With supporting unit D. 57,5

profondità  
depth **29,8**

codice  
code **051068**

**42,6**



Specchio bronzato Bronzed mirror	Vetro bianco White glass	Vetro nero Black glass	Vetro ecrù Ecru glass	Legno Wood	Lacc. avorio "Avorio" lacq.	Lacc. opaco Matt lacquered	Lacc. lucido Gloss lacquered	Lacc. RAL opaco matt RAL lacquered	
1.321	1.334	1.349	1.349	2.335	2.251	2.302	2.470	2.401	188
1.204	1.217	1.232	1.232	2.100	2.016	2.067	2.235	2.166	160
1.321	1.334	1.349	1.349	2.335	2.251	2.302	2.470	2.401	188
1.710	1.723	1.738	1.738	3.115	3.031	3.082	3.250	3.181	282
1.553	1.566	1.581	1.581	2.798	2.714	2.765	2.933	2.864	244

profondità  
depth **29,8**

codice  
code **051068**

**42,6**



188

160

188

282

244

Programma a montanti in alluminio  
Aluminium uprights programme

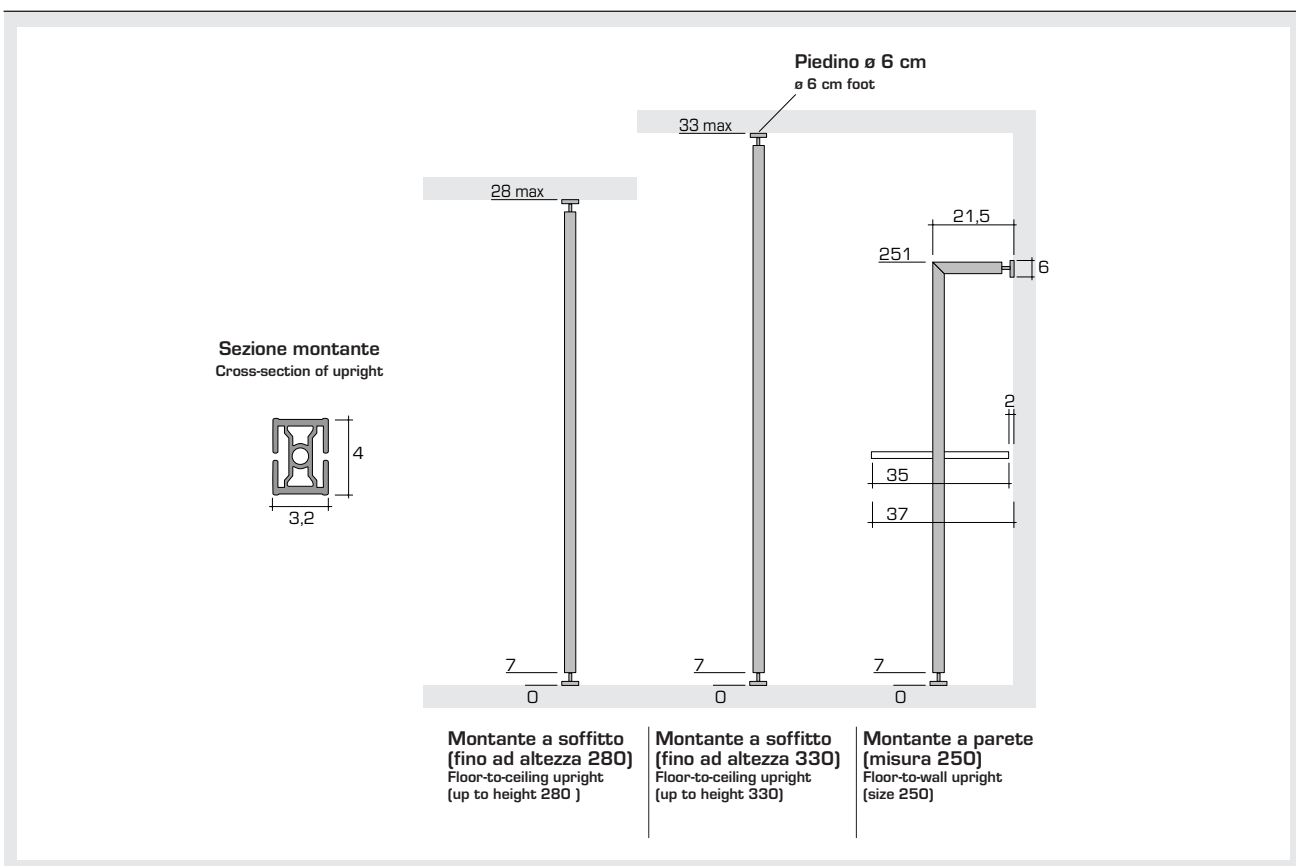
elme

# KAPPA DAY

# KAPPA DAY CARATTERISTICHE DIMENSIONALI

## DIMENSIONAL FEATURES

### ALTEZZE DEI MONTANTI - HEIGHTS OF UPRIGHTS

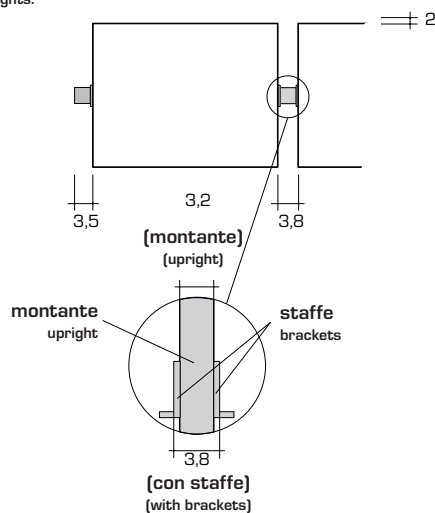


### MODULARITÀ - MODULARITY

### ESEMPIO DI COMPONENTABILITÀ - EXAMPLE OF MODULARITY

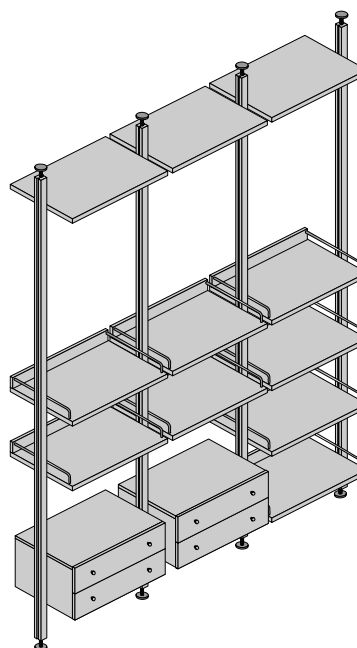

#### Dimensioni montanti:

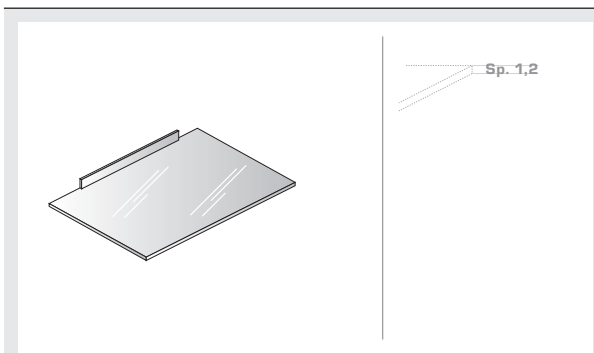
Dimensions of uprights:



#### Dimensioni ripiani:

Dimensions of shelves:





**RIPIANO VETRO**

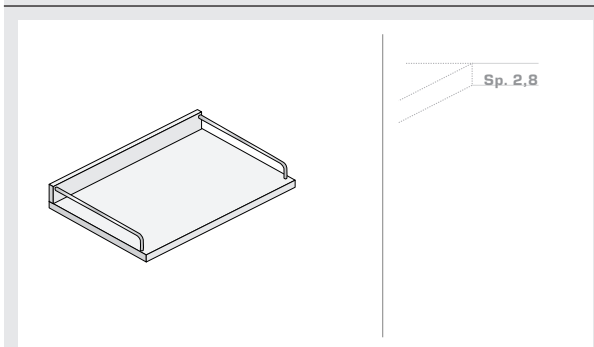
Vetro temprato serigrafato di spessore 1,2 cm, con spondina H. 5 cm sul retro.

**Dimensioni:** larghezza 87,9 - altezza 5 - profondità 35

**GLASS SHELF**

1.2 cm thick silk-screen printed tempered glass with 5 cm high rear upstand.

**Dimensions:** width 87,9 - height 5 - depth 35



**RIPIANO LEGNO CON SPONDINE**

In particelle di legno di spessore 2,9 cm, con spondine laterali alluminio e spondina H. 6 sul retro. Rifinito anche sul retro.

**Finiture:** impiallacciato ciliegio, rovere chiaro, rovere scuro, laccati opaco e lucido, laccati RAL opaco


**Dimensioni:** larghezza 87,9/118 - altezza 8,9 - profondità 35

**WOODEN SHELF WITH SIDE RAILS**

In 2.9 cm thick chipboard with aluminium side rails and 6 cm high rear upstand. Finished on the rear

**Finishes:** cherry, light oak, dark oak veneer, matt and gloss lacquers, matt Ral lacquers.

**Dimensions:** width 87,9/118 - height 8,9 - depth 35



**MONTANTE A SOFFITTO**

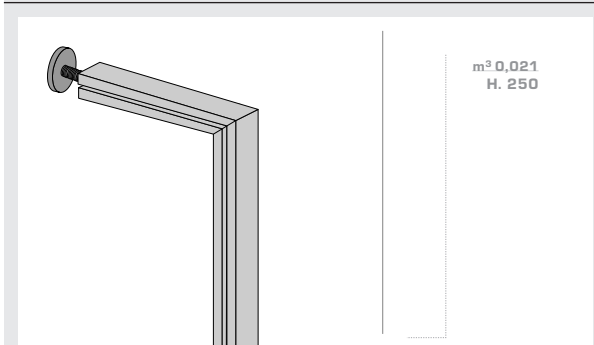
Le parti metalliche sono in alluminio anodizzato.

**Dimensioni:** altezza max 330

**FLOOR-TO-CEILING UPRIGHT**

The metal parts are in anodised aluminium.

**Dimensions:** max. height 330



**MONTANTE A PARETE**

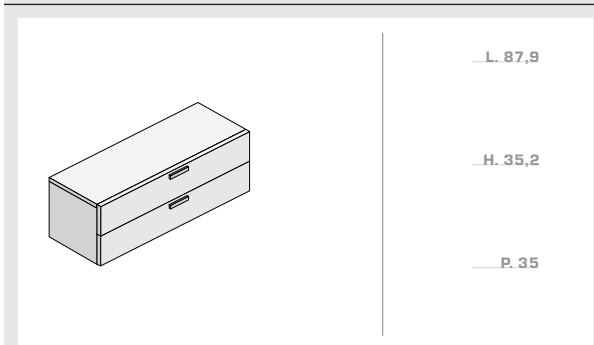
Le parti metalliche sono in alluminio anodizzato.

**Dimensioni:** altezza 251

**FLOOR-TO-WALL UPRIGHT**

The metal parts are in anodised aluminium.

**Dimensions:** height 251



**CASSETTIERA DUE CASSETTI**

Struttura e frontali in particelle di legno di spessore 1,9 cm. Rifinito anche sul retro.

**Finiture:** impiallacciato ciliegio, rovere chiaro, rovere scuro, laccati opaco e lucido, laccati RAL opaco

**Dimensioni:** larghezza 87,9 - altezza 35,2 - profondità 35

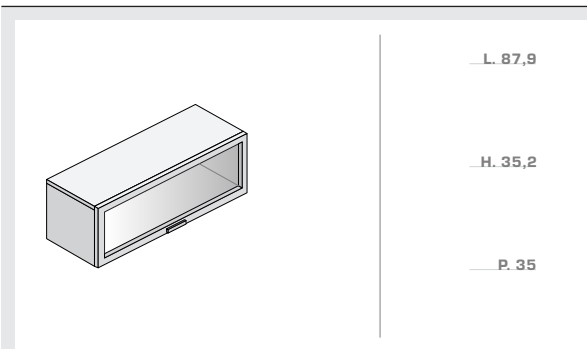
**TWO-DRAWER UNIT**

structure and fronts made from 1.9 cm thick chipboard Finished on the rear

**Finishes:** cherry, light oak, dark oak veneer, matt and gloss lacquers, matt Ral lacquers.

**Dimensions:** width 87,9 - height 35,2 - depth 35





**VETRINA CON ANTA RIBALTA**

Struttura in particelle di legno di spessore 1,9 cm, anta telaio alluminio. Rifinito anche sul retro.

**Finiture:** impiallacciato ciliegio, rovere chiaro, rovere scuro, laccati opaco e lucido, laccati RAL opaco  
Frontali telaio alluminio con vetro serigrafato, specchio satinato, vetro laccato.

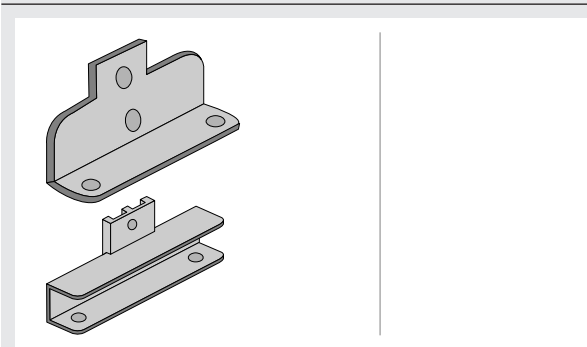
**Dimensioni:** larghezza 87,9 - altezza 35,2 - profondità 35

**DISPLAY UNIT WITH TOP-HUNG DOOR**

Structure made from 1.9 cm thick chipboard, aluminium-framed door. Finished on the rear. Fronts with aluminium frame and silk-screen printed glass, satin mirror or lacquered glass.

**Finishes:** cherry, light oak, dark oak veneer, matt and gloss lacquers, matt Ral lacquers.

**Dimensions:** width 87,9 - height 35,2 - depth 35

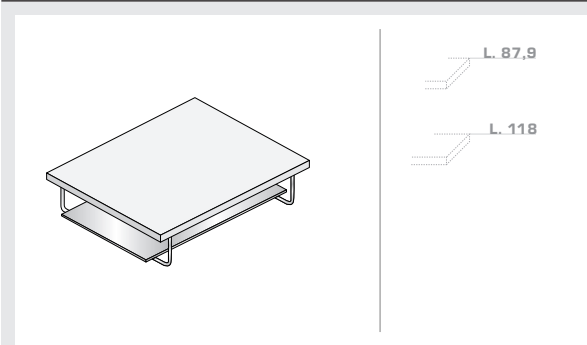


**STAFFE PER RIPIANI E CONTENITORI**

In metallo verniciato finitura alluminio, si differenziano in staffe per ripiani e contenitori legno, e staffe per ripiani vetro.

**BRACKETS FOR SHELVES AND STORAGE UNITS**

In aluminium finish painted metal, they are divided in brackets for wooden shelves and units, and brackets for glass shelves.



**MENSOLA PORTA TV**

Pannello in particelle di legno spessore 2,9 cm, con ripiani porta video in vetro spessore 1 cm. Rifinito anche sul retro.

**Finiture:** impiallacciato ciliegio, rovere chiaro, rovere scuro, laccati opaco e lucido, laccati RAL opaco

**Dimensioni:** larghezza 87,9/118 - altezza 20 - profondità 58

**TV SHELF**

2.9 cm thick chipboard, with 1 cm thick glass video-recorder shelf. Finished on the rear

**Finishes:** cherry, light oak, dark oak veneer, matt and gloss lacquers, matt Ral lacquers.

**Dimensions:** width 87,9/118 - height 20 - depth 58



**FINITURE  
RIPIANI/CASSETTIERE/VETRINE:**

**FINISHES  
SHELVES/DRAWER UNITS/DISPLAY UNITS:**

- Ciliegio

Cherry

- Rovere chiaro

Light oak

- Rovere scuro

Dark oak

- Lacc. opaco e lucido


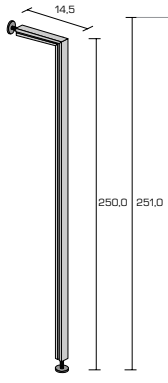
Matt and gloss lacquered

- Lacc. RAL

RAL lacq.

# KAPPA DAY MONTANTI

UPRIGHTS

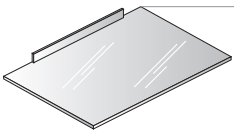
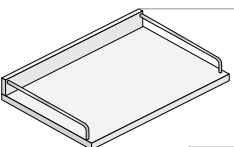
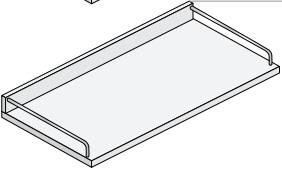
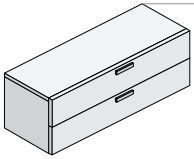
	M <sup>3</sup>	H. H.	Codice Code	Alluminio Aluminium				
<p><b>Montante a soffitto</b> (montante da terra a soffitto con piedino di regolazione -1 +3 cm.) Floor-to-ceiling upright (floor-to-ceiling upright with adjustable foot from -1 to +3 cm.)</p> 	0,025	da 280 a 330 max	<b>017804</b>	<b>214</b>				
	0,013	280 max	<b>017803</b>	<b>189</b>				
<p><b>Montante a parete</b> (montante da terra a parete) Floor-to-wall upright (floor-to-wall upright)</p> 	0,021	250 (251 staffa - bracket)	<b>017806</b>	<b>202</b>				

**Note:** sono possibili regolazioni di - 1 cm + 3 cm regolando il piedino a terra.  
(N.B.: per il montaggio tra due pareti + 3 cm di spazio)

**Notes:** modifications from -1 cm to + 3 cm are possible by adjusting floor-standing foot.  
(N.B.: to install between two walls + 3 cm space)

# KAPPA DAY RIPIANI E CASSETTIERA

SHELVES AND DRAWER UNITS

	M <sup>3</sup>	H. H.	L. W.	P. D.	Codice Code					
<b>Ripiani vetro (no tagli a misura)</b> Glass shelves (custom-sized reductions not possible)										
	0,037	6,2	87,9	35	<b>053274</b>	<b>152</b>				
<b>Ripiani legno con spondina</b> Wooden shelves with side rails and rear upstand						Rov. scuro Dark oak	Ciliegio / Rov. chiaro Lacc. opaco Cherry / Light oak Matt lacq.	Lacc. avorio opaco "Avorio" matt lacq.	Lacc. lucido bianco "Bianco" gloss lacq.	Lacc. RAL opaco RAL matt lacq.
	0,046	8,9	87,9	35	<b>018204</b>	<b>161</b>	<b>147</b>	<b>125</b>	<b>206</b>	<b>190</b>
	0,061	8,9	118	35	<b>018206</b>	<b>186</b>	<b>169</b>	<b>144</b>	<b>239</b>	<b>220</b>
<b>Cassettiera pensile (no tagli a misura)</b> Wall-hung drawer unit (custom-sized reductions not possible)										
	0,141	35,2	87,9	35	<b>019162</b>	<b>321</b>	<b>292</b>	<b>250</b>	<b>437</b>	<b>378</b>

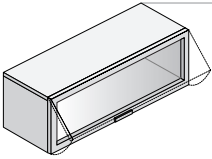
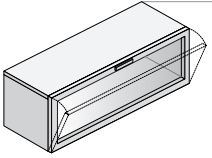
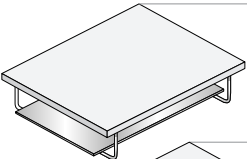
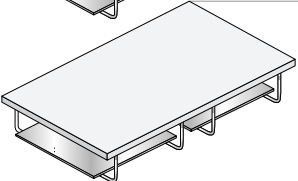
Note:  
Notes:



Maggiorazione per taglio in larghezza di un ripiano legno con spondine: 29  
 Surcharge for width reduction of wooden shelf with side rails and rear upstand 29

# KAPPA DAY RIBALTE E PORTA TV

UNITS WITH FLAP DOORS AND TV SHELF

	M <sup>3</sup>	H. H.	L. W.	P. D.	Codice Code	ANTA TELAIO ALLUM. ALUM. FRAMED DOOR			Magg. vetro trasparente * Surcharge for transparent glass	
						vetro seri- grafato silkscreen printed glass	specchio sati- nato etched mirror	vetro laccato lacquered glass		
<b>Vetrina con apertura verso l'alto</b> (no tagli a misura) Display unit with lift-up door (custom-sized reductions not possible)										
										
Rov. scuro Dark oak	0,137	35,2	87,9	35	<b>067012</b>	<b>446</b>	<b>480</b>	<b>485</b>	<b>14</b>	
Ciliegio / Lacc. opaco Rov. chiaro Cherry / Matt lacq. Light oak	0,137	35,2	87,9	35	<b>067012</b>	<b>406</b>	<b>440</b>	<b>445</b>	<b>14</b>	
Lacc. avorio opaco "Avario" matt lacq.	0,137	35,2	87,9	35	<b>067012</b>	<b>345</b>	<b>379</b>	<b>384</b>	<b>14</b>	
Lacc. lucido bianco "Bianco" gloss lacq.	0,137	35,2	87,9	35	<b>067012</b>	<b>609</b>	<b>643</b>	<b>648</b>	<b>14</b>	
Lacc. RAL opaco RAL matt lacq.	0,137	35,2	87,9	35	<b>067012</b>	<b>526</b>	<b>560</b>	<b>565</b>	<b>14</b>	
<b>Vetrina con apertura verso il basso</b> (no tagli a misura) Display unit with bottom-hung door (custom-sized reductions not possible)										
										
Rov. scuro Dark oak	0,137	35,2	87,9	35	<b>067012</b>	<b>446</b>	<b>480</b>	<b>485</b>	<b>14</b>	
Ciliegio / Lacc. opaco Rov. chiaro Cherry / Matt lacq. Light oak	0,137	35,2	87,9	35	<b>067012</b>	<b>406</b>	<b>440</b>	<b>445</b>	<b>14</b>	
Lacc. avorio opaco "Avario" matt lacq.	0,137	35,2	87,9	35	<b>067012</b>	<b>345</b>	<b>379</b>	<b>384</b>	<b>14</b>	
Lacc. lucido bianco "Bianco" gloss lacq.	0,137	35,2	87,9	35	<b>067012</b>	<b>609</b>	<b>643</b>	<b>648</b>	<b>14</b>	
Lacc. RAL opaco RAL matt lacq.	0,137	35,2	87,9	35	<b>067012</b>	<b>526</b>	<b>560</b>	<b>565</b>	<b>14</b>	
<b>Mensola porta TV</b> (no tagli a misura) TV shelf (custom-sized reductions not possible)						Rov. scuro Dark oak	Ciliegio / Lacc. opaco Rov. chiaro Cherry / Matt lacq. Light oak	Lacc. avorio opaco "Avario" matt lacq.	Lacc. lucido bianco "Bianco" gloss lacq.	Lacc. RAL opaco RAL matt lacq.
	0,053	19,9	87,9	58	<b>085192</b>	<b>276</b>	<b>257</b>	<b>230</b>	<b>334</b>	<b>312</b>
	0,064	19,9	118	58	<b>085193</b>	<b>358</b>	<b>334</b>	<b>299</b>	<b>437</b>	<b>405</b>

Note: Maggiorazione per taglio in altezza di una spalla: 29  
Maggiorazione per taglio in profondità di una spalla: 29  
Notes: Surcharge for height reduction of one side: 29  
Surcharge for depth reduction of one side: 29

# COMPOSIZIONI A CATALOGO

CATALOGUE COMPOSITIONS

## Composizione Composition **35-KN101**



M <sup>3</sup>	H H	L L	P D	Prezzo Price
3,087	216,3	504,3	58,6/42,6	<b>5.943</b>
2,900	Prezzo senza schiene nei vani a giorno			<b>5.637</b>
	Price without back panels in open elements			

## Composizione Composition **35-KN102**



M <sup>3</sup>	H H	L L	P D	Prezzo Price
2,887	251,5	439,6	57,5/42,6	<b>6.237</b>
2,538	Prezzo senza schiene nei vani a giorno			<b>5.773</b>
	Price without back panels in open elements			

## Composizione Composition **35-KN103**



M <sup>3</sup>	H H	L L	P D	Prezzo Price
2,655	216,3	408,1	58,6/42,6	<b>5.396</b>
2,410	Prezzo senza schiene nei vani a giorno			<b>5.058</b>
	Price without back panels in open elements			

## Composizione Composition **35-KN104**



M <sup>3</sup>	H H	L L	P D	Prezzo Price
5,439	251,5	409,7	484,7	<b>9.797</b>
4,801	Prezzo senza schiene nei vani a giorno			<b>8.985</b>
	Price without back panels in open elements			

## Composizione Composition **35-KN105**



M <sup>3</sup>	H H	L L	P D	Prezzo Price
2,464	216,3	393,1	66,1/42,6	<b>5.010</b>
2,250	Prezzo senza schiene nei vani a giorno			<b>4.791</b>
	Price without back panels in open elements			

## Composizione Composition **35-KN106**



M <sup>3</sup>	H H	L L	P D	Prezzo Price
3,137	251,5	483,1	57,5/42,6	<b>7.207</b>
2,872	Prezzo senza schiene nei vani a giorno			<b>6.867</b>
	Price without back panels in open elements			

# COMPOSIZIONI A CATALOGO

CATALOGUE COMPOSITIONS

## Composizione Composition **35-KN107**



M <sup>3</sup>	H H	L L	P D	Prezzo Price
2,853	251,5	393,1	66,1/42,6	<b>5.903</b>
2,591	Prezzo senza schienali nei vani a giorno Price without back panels in open elements			<b>5.481</b>

## Composizione Composition **35-KN109**



M <sup>3</sup>	H H	L L	P D	Prezzo Price
2,208	216,3	348,1	58,6/42,6	<b>4.180</b>
2,074	Prezzo senza schienali nei vani a giorno Price without back panels in open elements			<b>4.004</b>

## Composizione Composition **35-KN111**



M <sup>3</sup>	H H	L L	P D	Prezzo Price
2,345	216,3	363,1	57,5/42,6	<b>4.905</b>
2,160	Prezzo senza schienali nei vani a giorno Price without back panels in open elements			<b>4.702</b>

## Composizione Composition **35-KN108**



M <sup>3</sup>	H H	L L	P D	Prezzo Price
1,944	181,1	348,1	58,6/42,6	<b>3.744</b>
1,731	Prezzo senza schienali nei vani a giorno Price without back panels in open elements			<b>3.449</b>

## Composizione Composition **35-KN110**



M <sup>3</sup>	H H	L L	P D	Prezzo Price
2,362	216,3	363,1	57,5/42,6	<b>4.632</b>
2,184	Prezzo senza schienali nei vani a giorno Price without back panels in open elements			<b>4.416</b>

## Composizione Composition **35-KN112**



M <sup>3</sup>	H H	L L	P D	Prezzo Price
1,928	181,1	363,1	57,5	<b>4.171</b>
1,779	Prezzo senza schienali nei vani a giorno Price without back panels in open elements			<b>3.979</b>

# COMPOSIZIONI A CATALOGO

CATALOGUE COMPOSITIONS

## Composizione Composition **35-KN113**



M <sup>3</sup>	H H	L L	P D	Prezzo Price
2,076	181,1	378,1	58,6	<b>4.159</b>
2,048	Prezzo senza schiene nei vani a giorno			<b>3.992</b>
	Price without back panels in open elements			

## Composizione Composition **35-KN114**



M <sup>3</sup>	H H	L L	P D	Prezzo Price
2,076	181,1	378,1	58,6	<b>4.519</b>
1,992	Prezzo senza schiene nei vani a giorno			<b>4.352</b>
	Price without back panels in open elements			

## Composizione Composition **35-KN115**



M <sup>3</sup>	H H	L L	P D	Prezzo Price
2,215	181,1	438,1	58,6	<b>4.558</b>
2,029	Prezzo senza schiene nei vani a giorno			<b>4.301</b>
	Price without back panels in open elements			

## Composizione Composition **35-KN116**



M <sup>3</sup>	H H	L L	P D	Prezzo Price
3,050	251,5	453,1	58,6	<b>7.227</b>
2,683	Prezzo senza schiene nei vani a giorno			<b>6.689</b>
	Price without back panels in open elements			

## Composizione Composition **35-KN117**



M <sup>3</sup>	H H	L L	P D	Prezzo Price
2,488	216,3	363,1	57,5	<b>4.461</b>
2,199	Prezzo senza schiene nei vani a giorno			<b>4.114</b>
	Price without back panels in open elements			

## Composizione Composition **35-KN118**



M <sup>3</sup>	H H	L L	P D	Prezzo Price
2,479	251,5	423,1	42,6	<b>4.965</b>
1,891	Prezzo senza schiene nei vani a giorno			<b>4.160</b>
	Price without back panels in open elements			

# COMPOSIZIONI A CATALOGO

CATALOGUE COMPOSITIONS

Composizione Composition **35-L001/A**



M <sup>3</sup>	H	L	P	Prezzo
	H	L	D	Price
1,723	190	360	60	<b>3.587</b>

Composizione Composition **35-L001/B**



M <sup>3</sup>	H	L	P	Prezzo
	H	L	D	Price
1,640	289,6	303,1	29,8	<b>6.922</b>

Composizione Composition **35-L002**



M <sup>3</sup>	H	L	P	Prezzo
	H	L	D	Price
1,312	181,1	423,1	60	<b>4.055</b>

Composizione Composition **35-L003/A**



M <sup>3</sup>	H	L	P	Prezzo
	H	L	D	Price
1,292	54,3	240	46,6	<b>1.943</b>

Composizione Composition **35-L003/B**



M <sup>3</sup>	H	L	P	Prezzo
	H	L	D	Price
1,292	180	360	60	<b>1.943</b>

Composizione Composition **35-L004**



M <sup>3</sup>	H	L	P	Prezzo
	H	L	D	Price
1,587	145,9	366,2	60/42,6	<b>4.204</b>



# COMPOSIZIONI A CATALOGO

CATALOGUE COMPOSITIONS

Composizione Composition **35-L005**



M <sup>3</sup>	H H	L L	P D	Prezzo Price
2,277	180	360	60	<b>3.091</b>

Composizione Composition **35-L006**



M <sup>3</sup>	H H	L L	P D	Prezzo Price
2,04	180	360	60	<b>3.645</b>

Composizione Composition **35-L007**



M <sup>3</sup>	H H	L L	P D	Prezzo Price
2,592	170	480	60	<b>5.181</b>

Composizione Composition **35-L008**



M <sup>3</sup>	H H	L L	P D	Prezzo Price
2,475	180	543,1	29,8/60	<b>3.959</b>

Composizione Composition **35-L009/A**



M <sup>3</sup>	H H	L L	P D	Prezzo Price
0,645	75,5	243,1	46,5	<b>2.250</b>

Composizione Composition **35-L009/B**



M <sup>3</sup>	H H	L L	P D	Prezzo Price
0,704	145,9	243,1	29,8	<b>2.936</b>

# COMPOSIZIONI A CATALOGO

CATALOGUE COMPOSITIONS

Composizione Composition **35-L010**



M <sup>3</sup>	H H	L L	P D	Prezzo Price
1,09	110,7	123,1	46,5	<b>3.678</b>

Composizione Composition **35-L011**



M <sup>3</sup>	H H	L L	P D	Prezzo Price
1,027	145,9	303,1	57,5	<b>2.847</b>

Composizione Composition **35-L012**



M <sup>3</sup>	H H	L L	P D	Prezzo Price
1,829	181,1	360	57,5	<b>3.293</b>

Composizione Composition **35-L013**



M <sup>3</sup>	H H	L L	P D	Prezzo Price
2,036	217,2	360	60	<b>3.985</b>

Composizione Composition **35-L014**



M <sup>3</sup>	H H	L L	P D	Prezzo Price
1,563	181,1	303,1	60	<b>3.886</b>

Composizione Composition **35-L015**



M <sup>3</sup>	H H	L L	P D	Prezzo Price
1,958	216,3	303,1	57,5	<b>4.091</b>

# COMPOSIZIONI A CATALOGO

CATALOGUE COMPOSITIONS

## Composizione Composition **35-L016**



M <sup>3</sup>	H H	L L	P D	Prezzo Price
1,525	161,4	300	57,5	<b>2.738</b>

## Composizione Composition **35-L017**



M <sup>3</sup>	H H	L L	P D	Prezzo Price
2,087	216,3	309,3	58,6	<b>4.306</b>

# COMPOSIZIONI A CATALOGO

CATALOGUE COMPOSITIONS

Composizione Composition **35-KD501**



M <sup>3</sup>	H	L	P	Prezzo
	H	L	D	Price
1,552	251	464,5	37	<b>5.429</b>

Composizione Composition **35-KD502**



M <sup>3</sup>	H	L	P	Prezzo
	H	L	D	Price
1,627	270/320	464,5	37	<b>6.753</b>

Composizione Composition **35-KD503**



M <sup>3</sup>	H	L	P	Prezzo
	H	L	D	Price
0,944	251	371,4	60	<b>3.504</b>

Composizione Composition **35-KD504**



M <sup>3</sup>	H	L	P	Prezzo
	H	L	D	Price
1,302	251	372,8	60	<b>5.085</b>

Composizione Composition **35-KD505**



M <sup>3</sup>	H	L	P	Prezzo
	H	L	D	Price
1,114	251	281,1	37	<b>3.864</b>

Composizione Composition **35-KD506**



M <sup>3</sup>	H	L	P	Prezzo
	H	L	D	Price
1,101	270	370	37	<b>5.326</b>

## CONDIZIONI GENERALI DI VENDITA

GENERAL CONDITIONS OF SALE

- 1 L'azienda si riserva il diritto di apportare, in qualsiasi momento e senza preavviso, tutte quelle modifiche che ritiene opportune al fine di migliorare il proprio prodotto.
- 2 Gli ordini sono assunti sempre e comunque salvo approvazione della Casa, che declina ogni responsabilità per ritardi di consegna o mancata evasione degli stessi.
- 3 Eventuali reclami dovranno essere comunicati con lettera raccomandata, entro 8 giorni dalla ricezione della merce.  
Eventuali danni causati dal trasporto dovranno essere immediatamente contestati al vettore.  
Per eventuali vizi o difetti di conformità dei prodotti imputabili ad azioni o omissioni della ns. società non sarà applicabile il diritto di regresso nei ns. confronti, di cui all' art. 1519 quinquies c.c. come introdotto dal dl n. 24/02.
- 4 Anche nel caso di contestazione, i pagamenti non possono essere sospesi. Il ritardo di pagamento, anche di una sola rata, autorizza la ditta fornitrice a chiedere l'integrale pagamento con l'addebito degli interessi di mora applicati al tasso bancario vigente. La merce consegnata rimane di proprietà della ditta fornitrice sino al pagamento totale da parte del Committente. A sua volta la fornitrice ha la facoltà di ritirarla nel caso non venisse effettuato il saldo totale.
- 5 I resi dovranno essere preventivamente autorizzati, stabilendone di volta in volta le condizioni.  
La valutazione del reso verrà determinata presso la nostra Sede dopo averne presa visione.
- 6 Per qualsiasi controversia, competente é il foro di Pordenone.
- 7 Eventuali modifiche vanno preventivamente concordate.
- 8 I prezzi nel presente listino sono tutti esclusi di IVA.

Tutte le immagini, disegni e testi contenuti nel presente stampato, sono di proprietà della Elve S.r.l. che si riserva ogni diritto di utilizzazione, con divieto per i terzi di riproduzione e pubblicazione.

# CONDIZIONI GENERALI DI VENDITA

## GENERAL CONDITIONS OF SALE

- 1 The company is entitled to make any modifications it deems necessary to the aim of improving the product at any time and without prior notice.
- 2 The orders are always subject to the approval of the manufacturer that declines any responsibility for delays in, or lack of, delivery.
- 3 Any complaints must be communicated by registered letter within 8 days from receipt of goods. Any damage caused during transportation must be immediately communicated to the carrier. In case of possible vices or defects of product conformity due to acts or omissions from our company, right of recourse will not be applicable towards us, see art. 1519 quinquies c.c. as per executive order n. 24/02.
- 4 Payments cannot be stopped even in the case of a dispute. Delays in payment, even of one instalment only, authorise the supplier to request payment of the total amount in full with the addition of interest on arrears calculated at the bank rate in force. The delivered goods remain property of the supplier until they have been paid in full by the purchaser. The supplier is entitled to take back the goods if full payment is not received.
- 5 Unauthorised returns will not be accepted: conditions will be established for each case. The value of the returned goods will be determined on our premises after having examined them.
- 6 Any disputes that may arise shall be settled by the law court of Pordenone.
- 7 Any modifications must be agreed upon in advance.
- 8 The prices quoted in this price list are all without Vat.

All the pictures, drawings and texts in this price list belong to Elve S.r.l. that has all rights of use; their reproduction and publication are not permitted to third parties.